

**Chesapeake Bay Goal Line 2025:
Opportunities for Enhancing Agricultural Conservation Conference Report**

October 5-6, 2010



**STAC Publication 12-05
Sponsored By:**

**The Chesapeake Bay Program's Scientific and Technical Advisory Committee
and the Agriculture Workgroup**

USDA-NIFA Mid-Atlantic Water Program

The Campbell Foundation

The Environmental Defense Fund

The American Farmland Trust

USDA Natural Resources Conservation Service

John Deere & Company

AgriDrain Corporation

Delta Grain Bag

Turning Technologies

About the Scientific and Technical Advisory Committee

The Scientific and Technical Advisory Committee (STAC) provides scientific and technical guidance to the Chesapeake Bay Program (CBP) partnership on measures to restore and protect the Chesapeake Bay. As an advisory committee, STAC reports periodically to the Management Board and Principal Staff Committee and annually to the Executive Council. Since its creation in December 1984, STAC has worked to enhance scientific communication and outreach throughout the Chesapeake Bay watershed and beyond. STAC provides scientific and technical advice in various ways, including (1) technical reports and papers, (2) discussion groups, (3) assistance in organizing merit reviews of CBP programs and projects, (4) technical conferences and workshops, and (5) service by STAC members on CBP subcommittees and workgroups. In addition, STAC has the mechanisms in place that will allow STAC to hold meetings, workshops, and reviews in rapid response to CBP committee, goal implementation team, and workgroup requests for scientific and technical input. This will allow STAC to provide the CBP partner representatives with information and support needed as specific issues arise while working towards meeting the goals of the CBP. STAC also acts proactively to bring the most recent scientific information to the Bay Program and its partners. For additional information about STAC, please visit the STAC website at www.chesapeake.org/stac.

Publication Date:

December, 2012

Publication Number:

12-05

Suggested Citation:

STAC (Scientific and Technical Advisory Committee). 2012. Chesapeake Bay Goal Line 2025: Opportunities for Enhancing Agricultural Conservation Conference Report. STAC Publ. No. 12-05, Edgewater, MD. 37 pp.

**Note: 2011 references were added after the conference was concluded*

Mention of trade names or commercial products does not constitute endorsement or recommendation for use.

Cover photo adapted by:

J. Thomas/UMCES, <http://ian.umces.edu/imagelibrary/displayimage-81-1492.html>
USDA NRCS, <http://www.airquality.nrcs.usda.gov/wps/portal/nrcs/main/national/air>

STAC Administrative Support Provided by:

Chesapeake Research Consortium, Inc.

645 Contees Wharf Road

Edgewater, MD 21037

Telephone: 410-798-1283; 301-261-4500

Fax: 410-798-0816

<http://www.chesapeake.org>

Workshop Steering Committee and Contributors (Appendix B)

Jack Meisinger, USDA-ARS/STAC Member, John.Meisinger@ARS.USDA.GOV

Jim Pease, Virginia Tech University/STAC Member, peasej@vt.edu

Mark Dubin, UMD/CBP Agriculture Workgroup Coordinator, mdubin@chesapeakebay.net

Jim Baird, American Farmland Trust, jbaird@farmland.org

Tom Basden, West Virginia University, Tom.Basden@mail.wvu.edu

Doug Beegle, Pennsylvania State University, dbb@psu.edu

Jack Bricker, USDA-NRCS, jack.bricker@va.usda.gov

Russ Brinsfield, University of Maryland, russb2@umd.edu

Frank Coale, University of Maryland/CBP Agriculture Workgroup Chair, fjcoale@umd.edu

Blaine Delaney, USDA-NRCS, blaine.delaney@va.usda.gov

Suzy Friedman, Environmental Defense Fund, sfriedman@edf.org

Dave Hansen, University of Delaware, djhansen@udel.edu

John Ignosh, Virginia Tech University, jignosh@vt.edu

Matthew Johnston, CRC/STAC Staff

Currently with UMD/CBPO at mjohnston@chesapeakebay.net

Ellen Kandell, Alternative Resolutions, LLC, ek@alternativeresolutions.net

Quirine Kettering, Cornell University, qmk2@cornell.edu

Victoria Kilbert, Chesapeake Research Consortium

Current email address at victoria.kilbert@gmail.com

Sarah Lane, University of Maryland/Maryland DNR, slane@dnr.state.md.us

Rory Maguire, Virginia Tech University, jignosh@vt.edu

Kevin Sellner, CRC/STAC Executive Secretary, sellnerk@si.edu

Kelly Shenk, EPA-CBPO, shenk.kelly@epa.gov

Kenneth Staver, University of Maryland, kstaver@umd.edu

Pat Stuntz, The Campbell Foundation, pstuntz@campbellfoundation.org

Elizabeth Van Dolah, CRC/STAC Coordinator

Current email address at evandolah@gmail.com

Hank Zygmunt, EPA Region III

Currently with Resource Dynamics Inc. at Hankzyg@gmail.com

Executive Summary

The Chesapeake Bay Program's Agriculture Workgroup, on behalf of the Chesapeake Bay Program partnership and with the assistance of collaborating agricultural and environmental organizations, obtained financial and technical support from the Scientific and Technical Advisory Committee (STAC) and other academic and organization partners in 2010 to host a two-day workshop on current, and next-generation, agricultural conservation tools.

Over 120 agricultural specialists and topic experts met in Hunt Valley, Maryland on October 5-6, 2010 to discuss opportunities to enhance agricultural conservation through further implementation of existing best management practices (BMPs), and the identification, development, and implementation of new and innovative BMPs in the Chesapeake Bay watershed. The conference brought together recognized agricultural scientists and experts from across the watershed, country, and internationally to discuss specific nitrogen (N) and phosphorus (P) BMPs and conservation techniques that could reduce nutrient loads to the surface- and ground-water systems that provide freshwater resources to the Bay. This summary of nutrient BMPs will provide additional documentation that Watershed Implementation Teams may utilize, as needed, for developing their Watershed Implementation Plans (WIPs) for each jurisdiction as part of their response to the Total Maximum Daily Load (TMDL) for N and P allocations in the various Bay localities (USEPA 2009, USEPA 2010a, USEPA 2010b, USEPA 2010c). The complete workshop agenda can be found in Appendix A.

Conference Main Objectives

The main objectives of the Goal Line 2025 Conference were to:

- Identify and develop new N and P BMPs and conservation tools, and enhance utilization of existing tools, for implementation of the Chesapeake Bay TMDLs and WIPs at the state and local government levels over the short term (2010-2017).
- Identify N and P BMPs and conservation tools requiring further research and development for possible future implementation by the Chesapeake Bay Program partnership over the long term (2017-2025).
- Determine the opportunities and challenges regarding implementation costs, tracking and reporting needs, and verification requirements of these nutrient and soil conservation tools.

Conference Breakout Sessions

In breakout sessions, speakers presented diverse techniques for management of nitrogen, phosphorus, dairy feed, ammonia emissions, livestock manure, and alternative manure uses. The management techniques that were considered most important, or most widely applicable, have been summarized for each breakout session in Tables 1 (short-term tools) and 2 (long-term tools). Although the summaries in the tables represent BMPs that are generally applicable to many sub-watersheds, there were other important BMPs discussed that are applicable to smaller regions, or to specific needs and priorities of individual sub-watersheds. Therefore, the reader should also refer to the individual breakout session reports for a more comprehensive summary of the session. The breakout session speakers and audience also participated in facilitated

discussions after each session to expand the dialogue concerning which BMPs and techniques are appropriate for implementation and acceptance by both the policy makers and individual producers in the short term, and that are more appropriate for the longer term. Barriers to achieving implementation were also identified. An over-all summary session was also convened on the last day to poll participants on which technologies deserved priority for implementation over the short- and long-term; these results are summarized in Appendix C.

Summary tables from each conference breakout session list the two main short-and long-term techniques for improving nutrient use efficiency and reducing nutrient loss to the Bay. Further details of these techniques, and other approaches, can be found in the respective Discussion Session summaries, given below in this report.

Table 1. High-priority short-term management techniques identified by Conference Focus Sessions.

Session Topic and page	High Priority Short-term Management Techniques	
	Technique/Approach	Complementary Activities
1. Nitrogen Management p. 10	Cover crops; expand use especially on sites with high residual N	N timing; apply in phase with crop demand, expand use of N soil and N crop tests for adaptive management
2. Alternative Manure Use p. 15	Improve cost-effectiveness of proven technologies not yet commercially developed	Public funding for nutrient-removal technologies and commercializing nutrient-dense by-products
3. Dairy Feed Management p. 16	Develop more incentives for reducing N and P in dairy rations; verify feeding levels, use milk urea-N and P manure testing	Emphasize the value of greater production and use of homegrown feeds, reduce N and P mass imbalances
4. Phosphorus Management. p. 19	Incorporation or injection of sludge and animal manure; evaluate additional P management strategies	Evaluate limits on P applications during winter, increase efforts to establish uniform P-management among states
5. Ammonia Emissions Management p. 22	Diet modification; reduce excess crude protein in diet	Manure application; use injection or conservation tillage to incorporate manure
6. Livestock Manure Management p. 25	State and federal CAFO standards should be consistent, more incentives for manure injection equipment	Encourage incorporation of organic P into soil, no litter on high-P soils, transport litter out of watershed

Table 2. High-priority long-term management techniques identified by Conference Focus Sessions.

Session Topic and page	High Priority Long-term Management Techniques	
	Technique/Approach	Complementary Activities
1. Nitrogen Management p. 10	Incentivize N BMPs; increase economic incentives, improve manure nitrogen use efficiency	Adaptive N management; develop additional N soil and N crop tests with feed-backs to manure and fertilizer N inputs
2. Alternative Manure Use p. 15	Aggregate farm-scale projects for regulatory/environmental marketing	Provide regulatory “safe harbor” for manure use innovators
3. Dairy Feed Management p. 16	Expand whole-farm planning to manage critical interactions e.g., integrate protein precision feeding and N manure management	Develop environmentally-friendly manufactured feed products with reduced P and desirable N/amino acid characteristics
4. Phosphorus Management p. 19	Reduce soil P levels to agronomic optimum	Develop whole-farm P-management plans
5. Ammonia Management p. 22	Reduce losses from animal housing; for broilers, use non-litter flooring; for dairy, separate urine	Manure application; better injection techniques to lower greenhouse gas losses
6. Livestock Manure Management p. 25	Develop new markets for manure with state and federal support, watershed clearing-house for alternative manure technologies	Update optimum agronomic P range in state P-indices; develop minimum P performance criteria for poultry and dairy industries

Conference Cross-Cutting Themes

General cross-cutting concepts or themes also emerged from the conference sessions (p. 30). The theme of greatest occurrence was the concept of holistic planning and implementation on the part of producers as well as program planners. Holistic management relies on whole-system nutrient plans whose practices and impacts cross traditional technical domains. An example of holistic planning for dairies includes optimizing dairy ration crude protein (e.g., monitoring milk urea-N) combined with use of manure N analysis and manure application techniques to conserve ammonia (e.g., injecting manure), and use of crop N monitoring techniques (e.g., pre-sidedress soil nitrate test or corn stalk nitrate test). Implementing these practices would likely reduce purchased protein supplements for the dairy and/or reduce purchases of fertilizer N.

The second most important cross-cutting theme was the establishment of minimum conservation standards that producers should follow in managing nutrients. Tying these minimum standards to programmatic funding, regulatory protections, and production criteria was viewed as a critical step toward consistent and meaningful implementation of BMPs that improve water quality in

the Bay watershed. An example of an important minimum standard is simple record keeping of N and P inputs (fertilizer and manure) and crop yields from a given field. Such information could be used to track changes in nutrient use over time and provide first-cut estimates of nutrient recovery efficiencies.

Two other cross-cutting themes were: 1) the need to reduce the import of nutrients into the watershed and 2) the need to prioritize resource allocations to focus on nutrient issues that reduce losses while minimizing investment of limited human and financial resources. The first theme recognizes that recycling of existing available nutrients is very important for improving the watershed nutrient mass-balance, which remains an essential underlying principle for achieving long-term Bay water quality goals. The second theme emphasizes prioritizing resource allocations and recognizes the need to identify strategies that increase the economic returns for nutrient management to the producer, and for identifying alternative ways to improve nutrient use efficiency.

An essential part of all of the above breakout sessions and the cross-cutting themes is a continued commitment to education of producers, consultants, advisors, and policy makers across the watershed. Continuing education will accelerate adoption of proven practices, speed the development of new techniques, lead to sound policies that can reduce tensions between environmental advocates and agricultural producers, and spur the recovery and protection of the Chesapeake Bay.

Conference Background

The Chesapeake Bay Program's Agriculture Workgroup (AgWG) under the Water Quality Goal Implementation Team (WQGIT), with the assistance of collaborating agricultural and environmental organizations, obtained financial and technical support from the Scientific and Technical Advisory Committee (STAC) and other academic and organization partners in 2010 to host a comprehensive two-day workshop on next-generation agricultural conservation tools on behalf of the Chesapeake Bay Program partnership.

Over 120 individuals and topic experts met in Hunt Valley, Maryland on October 5-6, 2010 to discuss opportunities to enhance agricultural conservation through the identification, development, and implementation of new and innovative best management practices (BMPs) in the Chesapeake Bay watershed. The conference brought together recognized agricultural scientists and experts from across the watershed, country, and internationally to discuss specific BMPs and agricultural conservation techniques that could reduce nutrient loads to the tidal Bay. Participants also included producers, state and federal conservation agency staff, and agricultural and environmental organization representatives.

Speakers presented diverse techniques for management of nitrogen, phosphorus, dairy feed, ammonia emissions, and livestock manure, and alternative manure uses to reduce nutrient losses from agricultural production areas and crop lands. The conference speakers and the audience participated in facilitated discussions on each topic to identify which BMPs and techniques were appropriate for implementation and acceptance by both the policy makers and individual producers in the short term, and those that were more appropriate for the longer term. Barriers to achieving implementation were also identified.

Conference Objectives

The Chesapeake Bay Goal Line 2025 Conference was a two-day forum held for representatives from academic institutions, governmental agencies, and the private sector, with the general objectives of discussing, evaluating, and reaching consensus of enhancing existing agricultural nutrient (N and P) BMPs and conservation systems, as well as increasing adoption of innovative or "next generation" tools across the Chesapeake Bay watershed. The findings of this workshop are intended to be utilized by the partnership as a technical reference document to support the enhancement and implementation of nutrient BMPs and conservation practices across the Bay watershed. The report should not be utilized as a stand-alone policy directive for EPA or USDA financial and technical assistance to the jurisdictions.

Through the facilitated interaction of scientists, recognized topic experts, and participants representing the Chesapeake Bay Program partnership and the agricultural community, the specific objectives of hosting the conference were the following:

- Provide a facilitated forum for the partnership to engage with regional and national experts in scientific and programmatic panel presentations and discussions on

management of nutrients, manure, animal diets, ammonia emissions, and alternative manure uses.

- Allow the partnership to gain a comprehensive understanding of potential enhancements for current nutrient conservation practices and systems, as well as innovative or “next-generation” conservation tools for agriculture.
- To identify new nutrient (N and P) BMPs and conservation tools for the development and implementation of Chesapeake Bay Total Maximum Daily Load (TMDL) (EPA 2010) and the Watershed Implementation Plans (WIPs) at the state and local government levels for the short term (2010-2017).
- To identify nutrient (N and P) BMPs and conservation tools requiring further research and development for possible future implementation by the Chesapeake Bay Program partnership in the long term (2017-2025).
- Determine the opportunities and challenges regarding implementation costs, tracking and reporting needs, and verification requirements of these new nutrient and soil conservation tools.
- Develop an agricultural nutrient BMP and conservation “road map” for identifying future scientific research needs, targeting grant program initiatives, and directing future efforts of the Chesapeake Bay Program partnership across the watershed.
- To widely communicate the results of the facilitated workshop with a comprehensive report that provides both consensus results and controversial issues.
- To assist expert panels in developing recommendations for nutrient simulations in mathematical models.

Status of Chesapeake Bay Restoration Efforts

In May of 2009, the six Chesapeake Bay watershed states, the District of Columbia, and the federal government agreed that bold action was needed to restore the health of the Chesapeake Bay. Subsequently, the partnership agreed that by 2025, measures necessary to restore water quality in the Bay will be completed. The Presidential Executive Order 13508, *Chesapeake Bay Protection and Restoration*, is part of the President’s commitment to federal leadership in that agreement (The White House, 2009). Section 202(a), Section 203(a), and Section 502 of the President’s Executive Order directed the Environmental Protection Agency (EPA) to prepare reports on the development of next-generation conservation planning tools and actions for restoring the Bay.

An executive summary of the response to the Executive Order, *Strategies for Protecting and Restoring the Chesapeake Bay Watershed* (USEPA 2010a), lists the goals and plans for Bay restoration. The responses to the Executive Order related to agriculture are in the Sections 202(a) (USEPA 2009), 203(a) (USEPA 2010a), and 502 (USEPA 2010b), which underwent public review and comment, identified numerous actions within the agricultural sector to accelerate restoration. One action was the establishment, in December 2010, of a Total Maximum Daily Load (TMDL) for the Chesapeake Bay watershed (USEPA 2010c) with nitrogen, phosphorus, and sediment load allocations by major basin. Other actions included the

development of Watershed Implementation Plans (WIPs) by the Bay jurisdictions to address the TMDL load allocations by sector; the initiation by EPA of rulemaking under the Clean Water Act to expand coverage and set stronger performance standards for Concentrated Animal Feeding Operations (CAFOs); and new agricultural management guidance for federal lands. The Conference Steering Committee determined that the focus for accelerating the agricultural sector's contribution to the Bay restoration should be on N and P, and that the conference should not specifically address sediment.

The reports for Sections 202(a), 203(a), and 502(Chapter 2) also call for implementation of next-generation conservation planning tools and actions to address reduction of agricultural nutrient loads. These tools encompass nutrient controls, feed and manure management, air emission controls, and land management. The WIPs being developed in multiple phases by the Bay jurisdictions include both traditional agricultural conservation tools such as nutrient management and conservation planning as well as non-traditional conservation tools such as advanced forms of nutrient management and ammonia emission controls. These innovative or next-generation conservation practices could be implemented in both voluntary programs (e.g., cost share) and in regulatory programs (e.g., CAFO permits) as dual approaches to reducing agricultural nutrient loads.

Individual Conference Breakout Session Summaries of Key Points, Short- and Long-Term Opportunities, and Barriers to Implementation

1. Nitrogen Management: Practices to Improve Nitrogen Use Efficiency of Crops and to Address Nitrogen Leaching

A Nitrogen Management session addressed practices for improving nitrogen (N) use efficiency of crops and nitrogen losses through leaching. The following key points, short- and long-term conservation practices, and barriers to implementation describe the discussions during the session.

Key Points

- The agricultural N cycle is complex (Fig. 1) and leaky (Meisinger et al., 2008a; Meisinger and Delgado, 2002). The fate of fertilizer N applied to cereal crops, like corn or wheat, can be summarized as follows: crop above-ground N uptake (above-ground N content commonly 50-60% with good management), nitrate leaching (10-40% depending on rate and timing of N application), denitrification (10-20% depending on rainfall and N source, i.e., manure vs. fertilizer), ammonia volatilization (5-20% depending on N source and placement), plus a small amount of surface runoff (1-5% due to the high solubility of nitrate which readily infiltrates into the soil before runoff begins).

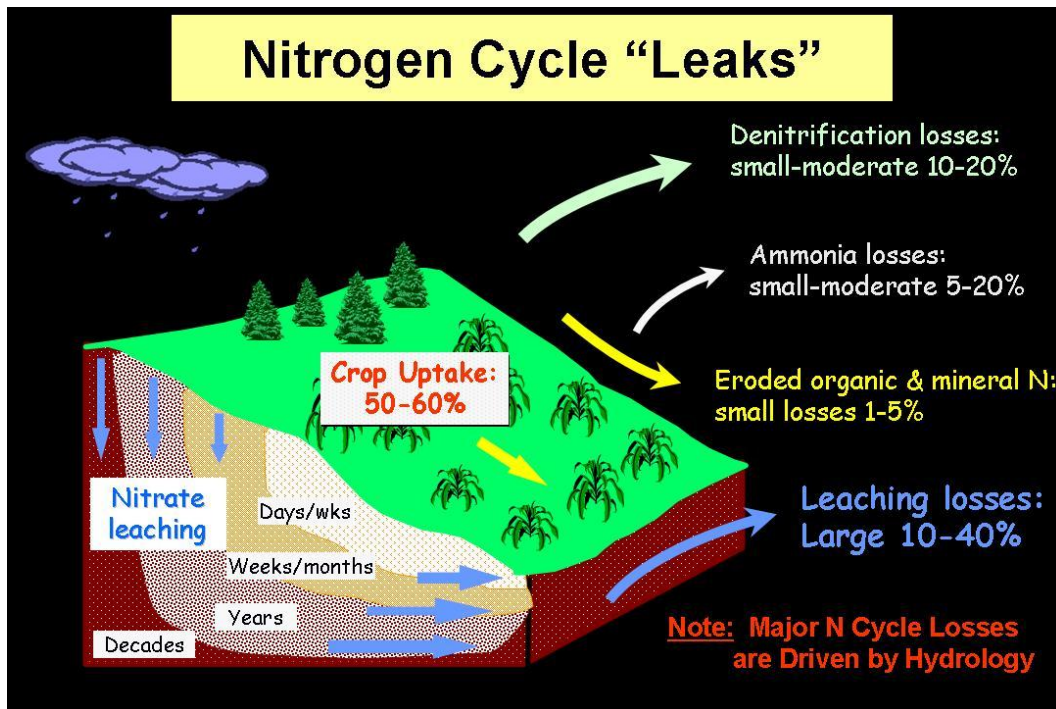


Figure 1. General fate of fertilizer N in the cereal-grain nitrogen cycle (Meisinger et al., 2008a).

- N management is challenging because the main N outputs (crop growth and leaching) are driven by factors in the uncontrollable hydrologic cycle (i.e., rainfall amount and intensity) (Meisinger et al., 2008b).
- Agricultural scientists have management tools for farmers and nutrient consultants to reduce N losses to the Bay that include:
 - Cover crops (Fig. 2): Using winter covers to take up N before it leaches during the winter water-recharge season, especially on fields with high residual nitrate that often results from repeated manure applications or fields subjected to drought (Staver and Brinsfield, 1998; Meisinger and Delgado, 2002).

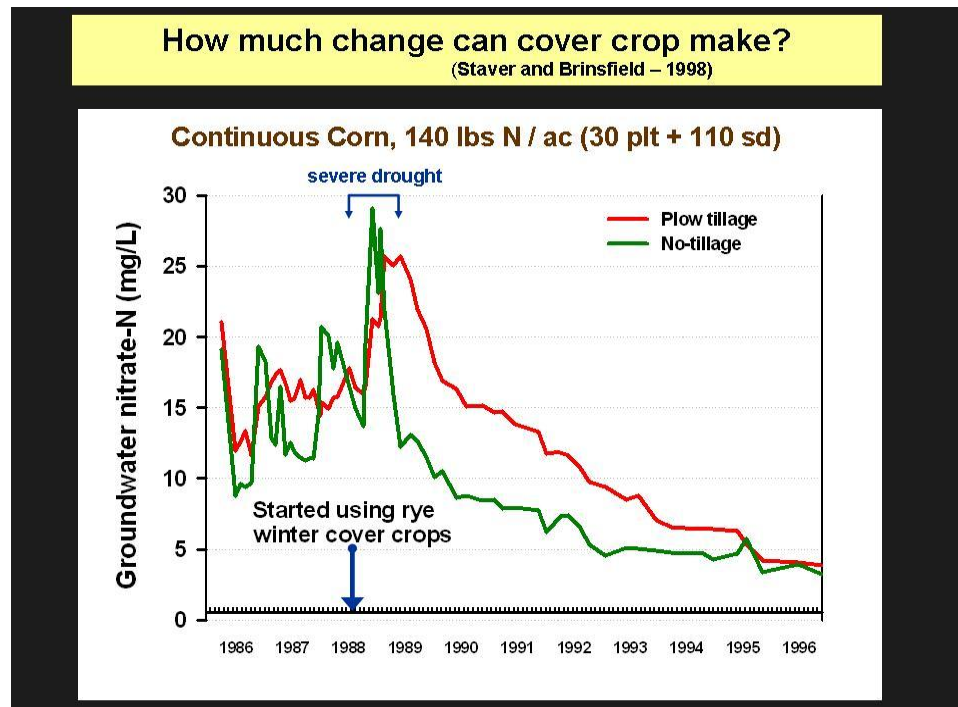


Figure 2. A rye cover crop significantly reduced N leaching to shallow groundwater (Staver and Brinsfield, 1998).

- N applications in phase with crop demand: Using split applications that time N inputs (applications) with crop N needs, minimize autumn N applications to lower leaching losses (Meisinger and Delgado, 2002; Ribaud et al., 2011).
 - N application rates consistent with crop needs: Using realistic expected yields, field N-rate test strips, or including a non-fertilized strip to evaluate soil N supply (Meisinger et al., 2008b; Ribaud et al., 2011).
 - N placed below soil surface: Using immediate tillage or injection, especially for manures, to place nutrients under the soil surface and lower surface runoff losses (Maguire et al., 2011).
 - Adaptive N management: Regularly evaluating and adjusting N management with tools like the corn-stalk N test (CSNT), pre-sidedress N test (PSNT), and real-time N sensors with variable N-rate applicators to manage field variability.
 - Precision livestock feeding: Reducing excess crude protein in rations will reduce N imports to dairy and poultry farms and improve the farm N balance (Ghebremichael et al., 2008).
 - Conserving and transforming non-production areas: Lowering N losses by use of buffers, riparian forest, and wetlands will reduce N losses to water resources (Meisinger and Delgado 2002; Ribaud et al., 2011).
 - Enhancing efficiency of N fertilizers: Using techniques such as controlled-release N fertilizers and additives for inhibiting nitrification or urease activity can increase crop N use efficiency (Ketterings et al., 2009).
- Federal and state Nutrient Management Plan (NMP) guidelines and payment structures (cost share, partner contributions) should be revised and updated. The current general

broad-scale approach should be shifted to a site-specific prescription of BMPs and NMPs to allow for field-to-field variability and within-field variability.

- An educational and technology transfer infrastructure should be built and maintained to promote adoption and utilization of current and next generation N management tools on a site-specific basis. The institutions that catalyzed the technological revolution in agriculture, such as the Cooperative Extension Services, should be employed to promote restoration programs.
- N performance evaluation indicators (such as in-field N balances, in-field N yield-response evaluations, and crop N sensors with on-the-go variable rate applications) should be developed and expanded to manage within-field spatial and temporal variability.
- The manure storage capacity of Chesapeake Bay dairies should be expanded from the current six-month capacity, which requires manure applications in the fall, to a one-year storage capacity that would permit annual late-spring applications.

Short-term Opportunities

- When utilizing nutrient trading tools, rank prospective sites and management practices carefully, consider lag time differences when evaluating the impact of nutrient trading, define criteria for meeting baseline NMPs, and utilize cost share funding to achieve baseline threshold levels.
- Expand in-service education of commercial applicators to help them understand the conservation ethic, offer additional services that help meet Chesapeake Bay goals.
- Show farmers the TMDL reductions that are necessary for nitrogen and give them discretion on how to meet the allocations.
- Develop methods for achieving nutrient reductions with increased emphasis on producers that slowly adopt conservation recommendations.
- More site-specific targeting of practices to sites where the best return on investment is attainable.
- Nutrients are most vulnerable to losses from surface-applied manure on continuous no-till corn due to surface runoff and ammonia volatilization; reduce these losses with injection or conservation tillage (Maguire et al., 2011).
- Expand use of precision soil sampling and small-scale N management zones.

Long-term Opportunities

- Develop adaptive nutrient management recommendations for traditional farm nutrient management plans and provide incentives for their use.
- Build coalitions across production sectors and environmental interest groups.
- Expand USDA Farm Bill pilot programs.
- Prioritize conservation expenditures according to nutrient loss efficiencies.
- Use a water quality compliance plan to help prioritize farm subsidies and cost share its implementation.

- Establish consistency in federal funding among the Bay states while allowing for individual state's unique nutrient management issues, incentivize N loading reductions by funding based on the pounds of N conserved.
- Identify nitrogen conserving systems such as wetlands preserves and grasslands and incentivize their development.
- Lower N application rates through policies such as a tax on N and payments to farmers for reduced yields.
- Incentivize small- and medium-sized farms with increased cost share rates for conservation practices.
- Develop long-term incentives for farmers with projects that cover sufficient acres to achieve favorable returns on large conservation investments.
- Give farmers flexibility in meeting nutrient reduction goals but perform statistical sampling and inspection to determine if practices are properly implemented.

Barriers to Implementation

- Trade-offs exist between managing N and P losses that require multiple BMP adoption, because N moves primarily by leaching while P moves primarily by surface runoff.
- Lack of consensus among states on expected load reductions for specific BMP practices.
- Monitoring N management performance is difficult because it is linked to hydrology; this also makes monitoring expensive and maybe cost prohibitive.
- The price of nitrogen is often too low (relative to commodity prices) to prevent overuse.
- Farmers perceive that nutrient management is costly and increases risk.
- There is no monetary connection between farmers and custom applicators favoring environmentally-friendly practices.
- Custom applicators and industry consultants have little/no economic incentive for expanded use of the pre-sidedress soil nitrate test (PSNT) and the corn stalk nitrate test (CSNT).
- Agricultural suppliers are often only available to apply during pre-plant; need suppliers to custom apply at sidedress as well.
- The nutrient consultant infrastructure is not well established in the Bay watershed.
- The USDA Farm Bill does not currently express goals in terms of pounds of nutrient reduced.
- Paying for performance does not guarantee performance because it does not adequately consider uncontrollable risks.
- Baselines for nutrient trading can be hard to meet, leaving little opportunity for trading.
- The TMDL does not address habitat issues and impacts of habitats on Bay water quality.
- It will be expensive to upgrade manure storage capacities from 6 months to 1 year.

2. Alternative Manure Uses: Practices for Converting Poultry Litter and Dairy Manure to Energy Production, Precision Fertilizer, and other Marketable Products

The Alternative Manure Uses session addressed practices for converting poultry litter and dairy manure to other products such as energy, precision fertilizer, and other marketable products. Additional discussion of alternative uses can be found in Kleinman et al. (2012). The following key points, short- and long-term conservation tools, and barriers to implementation are the most significant points raised during the session.

Key Points

- The panel focused on identifying promising technologies that may generate nutrient loading reductions from the agricultural sector and that may provide additional income streams for farmers. The panel consisted of two separate sessions, one focusing on dairy and the other on poultry.
- Land application of manure remains the preferred alternative for manure management, as long as soils are not phosphorus-saturated. Alternative uses may only promise low cost disposal, not profit potential. Regardless of the alternative use, it is necessary to implement a life-cycle and mass-balance approach to managing excess manure nutrients (Beegle, 2011).
- There are existing biological, chemical, thermal, physical, and other options for treating manure, some of which have been implemented on a farm- or commercial-scale. Biological options are primarily anaerobic digestion, aerobic treatment, and composting. Chemical treatments are coagulation/flocculation and the addition of manure amendments. Thermal conversion processes are pyrolysis, gasification, and combustion. Physical treatments include solid-liquid separation and pelletizing. Other nutrient management strategies that affect manure nutrients include feed management, transport of manure or animals, slaughtering animals at lower weights, and manure conversion to other products such as fiberboard or garden fertilizers. While there are many manure treatment options, commercial development is typically immature, and the current best strategy may be to combine nutrient reduction and energy recovery technologies (Rice, 2011; Porter et al., 2010).
- If new technologies offer a means to manage excess manure, most farmers will need financial and technical assistance to implement the technology. The operational and maintenance skills for these technologies are often beyond the existing skill set and time available at the farm level. Third party service providers should be incentivized to assist farmers.

Short-term Opportunities

- Identify practices that are effective, assess their cost-effectiveness, and expand their implementation. Poultry litter transport outside the watershed and application of litter amendments may be candidate practices.
- Explore opportunities to develop pilot projects within the watershed that utilize thermal conversion processes to concentrate nutrients and generate renewable energy.

- Develop and implement a systems-based approach (Beegle, 2011), conducting life cycle, mass balance, and long-term soil health analyses to identify new integrated technology solutions for farm-scale evaluation.
- Establish a dedicated public program and fund for accelerating development and implementation of farm-scale nutrient removal technologies and for expanding the commercialization of nutrient-dense manure by-products.
- Reduce or eliminate importing of biosolids to the Eastern Shore, which already has excess manure to manage.
- Increase the use of manure by-products on public lands requiring fertilization and reduce applications of chemical fertilizers on urban public lands.
- Develop regulatory frameworks that facilitate development of new technologies in innovative projects.

Long-term Opportunities

- Integrate use of time- and temperature-sensitive polymers into manure-based, value-added product development.
- Conduct genetic research to identify opportunities to enhance feed nutrient utilization by livestock and poultry.
- Explore business models (e.g., cooperatives, etc.) to package complementary projects on smaller farms as larger aggregated projects in order to simplify marketing to private entities (e.g., renewable energy investors, nutrient traders).

Barriers to Implementation

- Insufficient market demand for manure-based products such as compost or bio-energy and related ecosystem services such as carbon market trading.
- Lack of public and private resources to finance innovation.
- Lack of objective technical support to evaluate energy, financial, and nutrient aspects of proposed new technologies, and lack of qualified technical staff to give sound advice to producers.

3. Dairy Feed Management

Dairy Feed Management sessions addressed practices for improving dairy feed management and consequently reducing manure nutrient production. The outcomes of dairy feed management pilot projects in four Bay states were extensively discussed. The following key points, short- and long-term conservation tools, and barriers to implementation represent the discussions during the sessions.

Key Points

- Feed management, also known as Precision Feed Management (PFM), has been recognized by many as one of the most technically and economically effective methods

to reduce nutrient concentrations in livestock manures and to assist in reducing farm mass imbalances of both N and P (Cerosaletti et al., 2004; Ketterings et al., 2005).

- Unlike the integrated poultry and swine industries, the dairy industry remains largely a non-integrated system consisting of primarily small- to medium-sized independent operations. Consequently, the potential to increase adoption or further enhance PFM systems is high.
- Integrating PFM with other agricultural planning systems such as nutrient management and soil conservation is critical to implementing a whole-farm planning approach and achieving farm-scale nutrient mass balance (Ketterings et al., 2005).
- Farms participating in PFM technical assistance projects in New York and Pennsylvania have demonstrated net positive economic and nutrient reduction benefits (Ghebremichael et al., 2007). However, these benefits are not always realized due to factors such as the availability of locally manufactured feed by-products (e.g., dried distillers grains) and the land available per animal, which can limit on-farm production of feedstuffs.
- The Maryland technical assistance project was crucial to assisting the dairy industry in correcting long-term Milk Urea Nitrogen (MUN) analysis errors and institutionalizing the new MUN analysis (Peterson et al., 2004). MUN analysis results are now included as a standard informational report to producers to support PFM (Jonker et al., 2002).
- The successes of the New York and Pennsylvania projects were obtained by successful pursuit of the following objectives:
 - Clearly defined PFM objectives and measures of performance (e.g., benchmarks) for producers, nutritionists, veterinarians, and technical service providers.
 - Frequent analysis of feeds, milk, and manure to adjust PFM plans and tracking of PFM effects on production and reproductive health.
 - Measurement of environmental and economic impacts of PFM implementation within and across farms.
 - Maximization of feed and forage quality with emphasis on the use of home-grown feeds and forages to reduce/eliminate imported feedstuffs.
 - A strong working relationship with veterinarians and nutritionists and technical training and certification of over 65 individuals under USDA-NRCS Technical Service Provider (TSP) standards.

Short-term Opportunities

- Create a regional PFM network to coordinate the development of recognized PFM technical assistance and financial tools, definitions, and benchmarks for the six-state region.

- Continue to support the adoption of MUN testing as a standard in the dairy industry for monitoring and evaluating nitrogen utilization.
- Develop more incentives for reducing N and P in dairy cattle feeds and verify feeding levels with MUN and fecal phosphorus testing or use of manure excretion modeling.
- Encourage dairy cattle balanced diets with support from computer models, such as the Cornell net carbohydrate model of Tylutki et al. (2008) that considers nitrogen and carbohydrate fractions as well as amino acid requirements, with the objective of achieving 10-15% reductions in manure nitrogen concentrations.
- Increase the frequency of feed analysis and diet reformulation to achieve greater feed nutrient efficiency from feed-stocks with varying compositions.
- Integrate the use of non-legumes and legumes into farm forage-crop rotations in order to balance the nitrogen and phosphorus needs of crops with farm manure resources, symbiotic nitrogen fixation, and soil N and P supplies over time (Klausner et al., 1998; Ketterings et al., 2005; Tylutki et al., 2008).
- Integrate whole-farm planning into federal and state agricultural programs to address the critical interactions among PFM, nutrient management planning (NMP), and conservation planning (CP).
- Improve participation in the USDA-NRCS Environmental Quality Incentives Program (EQIP) through increased outreach and training for producers, veterinarians, and nutritionists. EQIP is currently under-utilized in most Bay states for PFM.
- USDA-NRCS should consider including PFM in the Conservation Stewardship Program (CSP) as an advanced management practice.
- Incorporate current research-based nutrient reduction efficiencies associated with PFM BMPs into the Chesapeake Bay Program watershed model in order to estimate approximate nutrient reductions.
- Develop new outreach communication tools to educate and assist producers about the economic benefits of implementing PFM. One example to enhance adoption is to make available an on-line software calculator to estimate farm-specific nutrient reductions, as is currently accomplished with nutrient trading tools.
- Emphasize greater production and use of homegrown feeds for reducing soil N and P accumulations from previous nutrient mass imbalances (Klausner et al., 1998; Ketterings et al., 2005).
- Incorporate feed management as a base requirement for livestock operations receiving federal and state financial assistance.

Long-term Opportunities

- Identify opportunities for use of manufactured feed by-products, such as dried distillers grains, to decrease phosphorus imbalances; redirect such by-products into alternative uses such as biofuels, and/or reduce total availability through improved ethanol production systems.
- Develop new rapid testing methods for determining on-farm forage and by-product moisture contents to improve consistency of ration formulation and effectiveness of PFM.
- Add methane emission reduction as a diet formulation criterion for PFM systems.
- Integrate whole-farm planning into farm management systems to address the critical interactions of precision feeding, and nitrogen and phosphorus management.

- Incorporate farm succession communication and planning into management plans, in order to address generational transfer of operations. Incentivize capital investments by older operators.

Barriers to Implementation

- Fluctuating milk prices, plus high energy and feed prices, make PFM adoption more difficult and will require more management effort by producers.
- Dried distiller grains are an economically attractive feed source because national energy policies currently ignore the environmental consequences of producing an unregulated phosphorous-imbalanced feedstuff that will require careful feed management to avoid nutrient imbalances (Loy and Strohbehn, 2007).
- Current MUN testing methods are often viewed as inconvenient, inconsistent, and misunderstood; these opinions could be changed by expanding demonstration projects and increasing industry incentives to reduce MUN levels.
- The prevalence of small- to medium-sized, independently owned, and managed dairy operations is problematic for obtaining widespread PFM adoption.
- Feed company nutritionists are the most important provider of dairy feed management plans, especially for small operations. These nutritionists typically lack the proper training or incentives to implement successful PFM systems.
- Although progress has been made (Beegle et al., 2000; Klausner et al., 1998; Ketterings et al., 2005), a consistent and approved methodology to track, verify, and report nutrient reductions associated with PFM has yet to be developed. The development of a methodology will be critical for PFM to be fully recognized and incentivized by federal and state agencies.
- The combination of fluctuating farm profitability, limited time and labor inputs, inconsistent or poor quality forages, low cost feed by-products, and an aging operator population will require dedicated financial and technical assistance to achieve implementation levels proposed in most state WIPs.

4. Improving Water Quality by Management of All Phosphorus Sources

A Phosphorus Management session addressed approaches for improving management of all phosphorus sources to reduce P losses to surface waters from cropland. The following key points, short- and long-term conservation tools, and barriers to implementation were discussed during the session. Animal feeding, alternative manure uses, and manure management prior to field application are covered in sections 2, 3, and 6.

Key Points

- The fate and transport of P differs from N. For example, N readily exchanges with large atmospheric N pools and nitrate-N is water soluble, while P has no atmospheric component and is largely insoluble and binds to particles. Phosphorus additions to cropland arise from fertilizer, manure, and sewage sludge applications. Phosphorus removal from cropland occurs primarily through removal of harvested products, while

relatively small amounts of P are lost by runoff (both surface and subsurface). However, much less P is required to drive eutrophication in receiving waters because algae growth requires only 1/7th the amount of P as N, by weight.

- Phosphorus losses occur very sporadically from cropland depending on individual precipitation events in relation to P application time and placement. Accurate estimation of losses from fields and larger watersheds requires expensive monitoring and intensive sampling within individual storm events.
- Historically, P loss control strategies have focused on reducing soil erosion, but have now expanded to address dissolved P losses. Managing dissolved P transport is problematic, especially if soil P levels are high because of surface P applications in no-tillage, high P applications in sewage sludge, or repeated manure applications (Kleinman, et al., 2007).
- Effective control of soil erosion by reducing tillage will not necessarily result in reduced P losses, as increases in dissolved P can more than offset reduction in particulate P losses, especially where manure is applied and erosion potential is low (Staver and Brinsfield, 2001). On more sloping, well-drained soils where no-tillage markedly reduces runoff volume and erosion, total P losses can be reduced by no-tillage (Verbree et al., 2010).
- Elevated soil P levels increase the potential for P loss by increasing the P concentration of eroded soil and by increasing dissolved P concentrations in runoff (Staver and Brinsfield, 2001), leachate (Maguire and Sims, 2002), and shallow subsurface storm flow (Kleinman et al., 2007).
- Dissolved P is difficult to capture with traditional edge-of-field practices, such as vegetated waterways and riparian buffers that primarily rely on slowing flow to allow settling of eroded particles (Lowrance et al., 1997).
- Soil P levels above optimum levels for crop production occur primarily in regions of concentrated animal production and result from long-term manure applications at rates that focus on meeting crop N needs (Swink et al., 2009; Sims and Vadas, 1997), which result in excess P inputs. This problem has intensified in regions that import P for high concentration animal production compared to use of local feed sources in lower intensity animal production systems (Lanyon and Beegle, 1989).
- Water solubility of P varies in different manures and determines short-term potential for losses (Kleinman et al., 2005). But the initial chemical composition of manure P has little long-term impact on potential P losses due to microbial decomposition and chemical transformation of the added P into slowly available P compounds (Dou et al., 2009).
- The potential for P loss has short and long-term management components. The short-term component relates to soil-surface or near-surface field management practices that affect the availability of soluble P. High P losses can also occur from soils with low soil P tests when soluble P sources, either inorganic fertilizer (Pote et al., 2006) or manure (Staver, 2004; Verbree et al., 2010), are applied to the soil surface under no-till management. The long-term potential for increased P losses is most often associated with repeated P surpluses in annual field P budgets (Maguire, et al., 2008).
- Agricultural P management in the Chesapeake Bay watershed was reviewed previously (Sharpley, 2000) and drew the following relevant conclusion: “The overall long-term goal of efforts to reduce P losses from agriculture to surface waters should aim to balance off-farm inputs of P in feed and fertilizer with P outputs as produce, along with managing soils in ways that retain nutrients and applied P resources.”

- Phosphorus losses resulting from elevated soil P concentrations will decrease slowly over 5-15 years, since annual P crop removals are small compared to soil P reserves on highly enriched sites (McCollum, 1991; Kratochvil et al., 2006). Progress has been made on reducing P surpluses at the farm and regional scale (e.g., McGrath et al., 2005; see sections 3 and 6), but watershed P loadings will be slow to decline due to large soil P reservoirs.
- Achieving P reductions over shorter time frames may require consideration of remediation strategies capable of removing P from runoff.
- The primary constraint to long-term P loss reduction is the potential for negative economic impacts on concentrated animal production facilities and crop producers that have historically relied on manures to supply crop N needs (USDA, 2003).
- Systematic, geo-referenced monitoring of soil P (Weller et al., 2010) is a very useful approach for tracking long-term progress toward meeting P reduction goals and can be used to verify success of efforts to balance field, watershed, and regional P budgets.

Short-term Opportunities

- Link tillage-based P control strategies to soil runoff and erosion characteristics.
- Encourage high-residue incorporation of all organic P sources into the soil.
- Encourage sub-surface application or incorporation of inorganic P sources.
- Further evaluate limits on the application of all P sources during winter months.
- Increase efforts to establish uniformity among the Bay states on guidelines and requirements for P management.
- Build databases documenting current practices to better assess the potential for adoption of new or improved management practices.
- Plant cover crops if erosion potential is high.
- Discourage broadcast applications of P sources extending beyond field boundaries or directly adjacent to waterways.

Long-term Opportunities

- Develop a systematic approach for measuring and documenting soil P resources over time, so that changes in soil P resources could be tracked at the farm and watershed scale.
- Develop “whole farm” P-based nutrient management plans to discourage buildup of soil P levels (see sections 3 and 6 for reducing P in manure).
- Establish goals and realistic time frames for drawing down excessive soil P sites.
- Increase manure storage capacity to reduce off-season applications.
- Explore watershed and regional approaches for reducing P surpluses.
- Explore options for improved drainage system management to minimize P losses.

Barriers to Implementation

- Costs of shifting from N-based to P-based nutrient management, including increased costs for manure storage and transport, plus increased costs for supplemental N and potassium due to reduced manure applications.

- Increased wastewater treatment costs if sewage sludge applications are restricted.
- Reduction of no-till erosion benefits resulting from manure incorporation with low-residue implements.
- High cost of manure injection systems and vertical tillage equipment.
- Private property rights issues associated with systematic approaches for tracking field and watershed soil P levels.
- Institutional costs for development of comprehensive nutrient management plans, more extensive tracking of practices, and systematic tracking of soil P.

5. Ammonia Emissions Management: Practices to Control Nitrogen Emissions from Animal Production Areas, Storage, and Field Applications

The Ammonia Emissions sessions addressed practices for controlling nitrogen emissions from animal production areas, storage, and field applications. The following key points, short- and long-term conservation tools, and barriers to implementation were discussed.

Key Points

- Atmospheric deposition of nitrogen compounds forms a significant part of total N loadings to the Chesapeake Bay. According to the Chesapeake Bay Program estimates, approximately 94 million pounds of nitrogen are deposited on the Bay and its watershed each year from atmospheric sources. About one-third of the total atmospheric N loading is from ammonia (NH_3), with over 75% of this ammonia attributed to emissions from agricultural livestock and fertilized soils (Chesapeake Bay Program, 2007). Battye (Chesapeake Bay Program 2000) presented data (Fig. 3) estimating the following sources of ammonia for the Bay watershed:

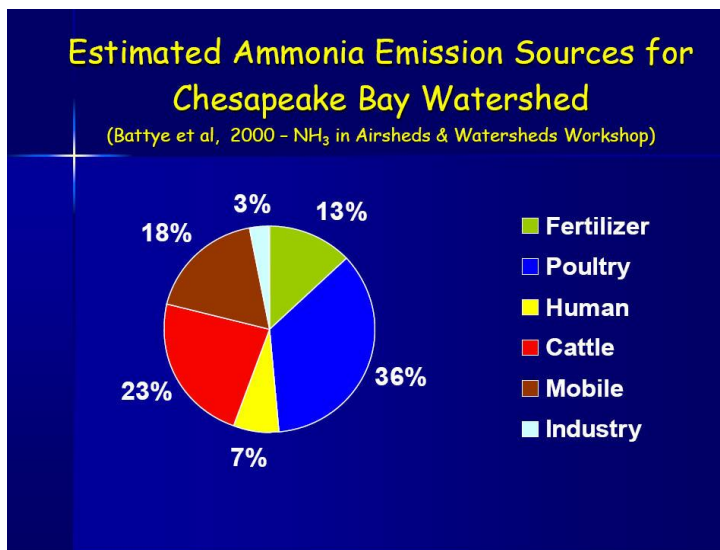


Figure 3. Estimated ammonia emission sources for the Chesapeake Bay watershed (pers. comm. from W. Battye, Chesapeake Bay Program, 2000).

- N losses from manure through ammonia volatilization are part of the N cycle. Losses can be reduced, but mitigation strategies must consider the impacts of such N conservation on other N pools and flows, such as conversion of conserved ammonia to nitrate and the potential for increased leaching and denitrification losses (Dell et al., 2011). Other considerations from reducing ammonia volatilization are ratios of plant-available nutrients in the manure, including N to P and potassium (K) to sulfur (S) ratios.
- There are two basic classes of ammonia mitigation approaches: pre-excretion, such as diets, feed, water additives, or genetics; and post-excretion, such as housing, manure storage, and manure application to land. Figure 4 summarizes these alternative types of mitigation methods:

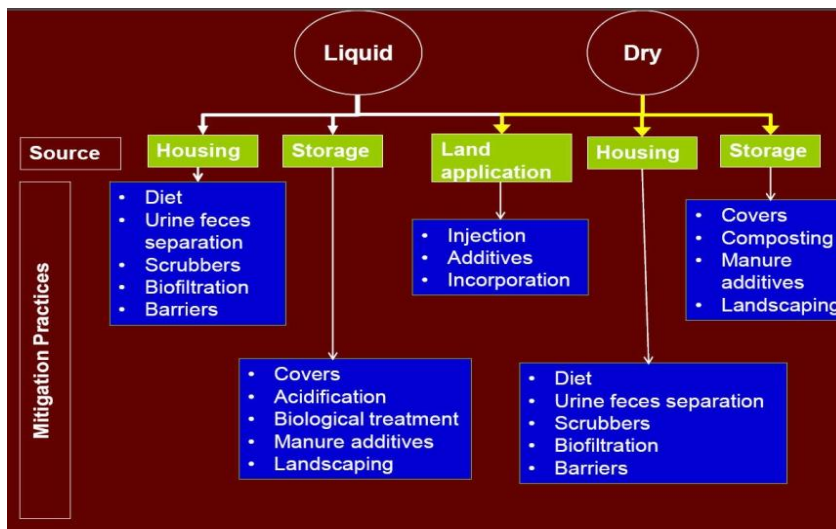


Figure 4. Types of ammonia mitigation practices (J. Oroge, pers. comm).

- Ammonia losses from manure applications to land are affected by manure characteristics, application method, weather conditions, and soil properties.
- Ammonia emissions from surface application of manures are proportional to the quantity of manure left on the soil surface. Non-incorporated surface applications of manure rapidly lose NH_3 to volatilization. Prompt incorporation of manure can reduce NH_3 volatilization by 80-90% (Sommer and Hutchings, 2001; Thompson and Meisinger, 2002). However, incorporation may also exacerbate erosion problems by reducing residue cover, and incorporation is usually not feasible for perennial or forage crops.
- Options for mitigation of NH_3 volatilization will differ between poultry litter (dry) and dairy manure (dry or wet) due to their chemical differences as well as differences in practical and economically feasible management options.
- The benefits of treating poultry litter with NH_3 -conserving amendments of alum or sodium bisulfate (PLT) or acidification is well-researched (Moore et al., 1995; Arogo et al., 2001) and is becoming a more common practice. Cost-sharing funds are available from USDA-NRCS for early stages of poultry grow-out. However, some amendments

are effective for only a limited period, and re-application during the grow-out cycle is neither practical nor feasible.

- A new approach to mitigation of NH_3 losses from poultry houses is the use of litter-less flooring. Preliminary research has indicated very low NH_3 emissions and favorable effects on bird health and growth. This approach should be researched in full-scale tunnel-ventilated houses. Implementation on a broad scale would require substantial new investment.
- Reducing crude protein in dairy rations can also reduce N in urine without affecting milk production (Arriaga et al., 2009; Oenema et al., 2011). Such a practice could reduce NH_3 losses if manure is surface applied, but could lead to N_2O (a green house gas) as an intermediate in soil denitrification (Dell et al., 2011). Precision feed management for only N rather than both N and P can reduce the manure N:P ratio for crops and make more supplemental fertilizer N necessary.

Short-term Opportunities

- Expand the practice of manure injection or high-residue soil tillage and incorporation as soon as possible after manure application.
- Expand adoption of litter acidification agents in poultry houses.
- Expand adoption of precision feeding.

Long-term Opportunities

- Conduct further research to explore feasibility of non-litter flooring for broiler production.
- Conduct research on the fate and transport of atmospheric NH_3 within the Bay airshed at both the local and watershed scale.
- Conduct research and develop technologies/practices to inject manure that minimizes N green house gas emissions.
- Conduct research on commercially viable NH_3 scrubbers for poultry houses.
- Conduct research to assess mitigation of NH_3 emissions from dairy barns and manure storage.
- Conduct research on manure treatments to better balance the N:P, K:S ratios of manure for crop production.
- Promote increased production of animal feeds on livestock farms and/or develop markets and technologies that permit cost-effective transport of manure to crop production areas.
- Design and implement cropping rotations that meet animal needs and nutrient recycling goals.

Barriers to Implementation

- Lack of appropriate, cost-effective equipment to inject manure for many cropping systems, soil types, and landscapes.
- Lack of cost-share funds and financing for innovative technologies and practices.
- Lack of consistent regulation and permitting between Water and Air Divisions in EPA and state environmental agencies.
- Lack of effective technology demonstrations to farmers.
- Legal and financial risk to farmers from innovation.

6. *Livestock Manure Management in the Chesapeake Bay*

The Manure Management session addressed practices for managing poultry litter and livestock manures to reduce nutrient losses from production facilities and cropping operations. Additional discussion of manure management practices for poultry and cattle in the Bay watershed can be found in Kleinman et al. (2012). The following key points, short- and long-term conservation tools, and barriers were discussed in the session.

Key Points

- The Chesapeake Bay Program watershed model indicates that animal manure contributes about 25% of the nutrient loads to the Bay. Although steps have been taken to address manure management issues, additional concerns have been expressed by PA and USDA over the steady accumulation of phosphorus levels in soils.
- The Shenandoah Valley (VA), Lancaster County (PA), and the Delmarva Peninsula (MD, DE, VA) are manure hotspots. EPA is working to ensure that facilities needing permits obtain them, that facilities with permits follow them, and that state programs are as stringent as necessary. Livestock production facilities are a concern, but land application of manures is the most critical focus. More manure is generated than can be used at agronomic rates.
- Farm nutrient balance is a key goal. The best situation for water quality would be if only as many animals were brought on to the farm as crop uptake is able to handle, but this situation is not economically feasible. New technologies, feed management, manure export, and crop choices can permit increased livestock numbers without stressing the absorptive capacity of the land. Manure transport is a good way to address excess manure, but transport is easier to implement in some areas than others, and significant barriers inhibit transport. These include complicated regulatory requirements to receive manure, a lack of technical assistance for importers, and difficulty in determining where manure is needed. Solutions include encouraging new technology, identifying farms in need of manure, and using manure in public projects.
- Maryland is addressing manure with a variety of programs. Manure storage is a long-standing traditional BMP. The required storage capacity is 180 days, and the state does not cost share at the full year capacity. Maryland has experienced a severe decline in

dairy animals and poultry numbers as well. The Delmarva Peninsula is saturated with poultry, and with current waste storage requirements, there is little opportunity for industry expansion. Maryland is seeking to support alternative manure market development. The state has implemented a manure transport program with the intention of moving manure out of the watershed. It is also investigating manure incorporation for no-till systems. Maryland has required phytase feed enzyme for the poultry industry since 2000, but observed levels of phosphorus reduction in the rations are greater than those credited in the model (Chesapeake Bay Foundation, 2004).

- Virginia implements many measures to promote manure management. The Department of Environmental Quality inspects permitted farms each year. A transport subsidy program provides incentives for shipping litter from Rockingham and Page Counties. However, the largest poultry litter producing county (Rockingham) exports a large amount of litter, but also imports some litter from adjoining counties. The transport subsidy has been increased, but subsidized litter must be transported outside the Bay watershed.
- Phosphorous Sorbing Materials: USDA-ARS has been investigating phosphorus sorbing by-products to address high phosphorus concentrations in groundwater. The first generation design was based on a ditch filter. Water in a ditch was dammed and forced through gypsum. Removal efficiency was highest at low flow rates. A better design appears to be a permeable barrier in the ground water flow path that will treat groundwater before it reaches the aquifer (Penn et al., 2007).
- Poultry Production Area Storm Water Management – New source construction for poultry operations: Give prior consideration to manure management when designing new facilities. There is a need to address stormwater management better than in the past. Agricultural organization representatives and the Maryland Department of the Environment (MDE) created workgroups to develop stormwater designs. Manure storage should be built at the highest altitude on poultry facilities, and a grassy buffer should be constructed across the flow path. Runoff from the facility roof should also pass through a grassy buffer before entering a swale. Even the area furthest from storage should have its flow path run through a buffer. Storm water should be channeled through grass swales, treatment areas, optional industrial rain gardens, and/or wetlands before reaching the storm water retention pond. Such management represents a major change to standard designs for poultry houses, adding costs to grading, grasses, and treatment.
- Vegetated Environmental Buffers: The University of Delaware and Pennsylvania State University have been investigating dust and ammonia emissions losses with vegetated buffers. Both universities have found reductions in dust and ammonia losses (Adrizal et al., 2008). Buffers also reduce surface runoff and nitrate leaching to groundwater. Additional benefits of vegetated buffers may include nutrient recovery, carbon credits, and biofeedstock production. Growers need assistance to design and implement such buffers, but retrofitting is a challenge.
- Nutrient Removal: Organic material filters have been used on construction sites but should also be considered for agricultural applications. These filters reduce sediment and nutrient concentrations in water. The organic material filler needs to be replaced periodically, but spent filler has a high nutrient content and could be used for compost material. A pilot study has placed filters into an existing drainage system; study objectives are to assess N, P, and sediment reductions, design life, and on-site management issues. This study will also provide insight into costs, and form an

engineering/scientific basis for design and installation of such technologies (Fenton et al., 2011; Ruane et al., 2011).

- Poultry House Remediation: A pilot project is addressing nutrient losses from abandoned poultry houses. The estimated life span of a poultry house is forty years, and poultry houses are built over soil pads that accumulate nutrients, primarily nitrogen. When roofs of abandoned poultry houses deteriorate, rainwater can leach these high accumulations of nutrients into drinking water. In the pilot project, these house sites are being processed with organic waste materials from the deconstructed house. The recovered material is field applied at agronomic rates, and deep-rooted perennials are planted.
- Overview of Value Added Products - Advanced Technologies in Manure Management and the Chesapeake Bay: Considerable discussion took place on projects that reduce nutrients and generate value-added products. Projects of interest included: Bion (<http://www.biontech.com/>), Energyworks (<http://www.energyworks.com/>), Cover Area Regional Digester (<http://www.covedigester.org/whycard.html>), Electrocell - Swine, Central Vermont Public Service Cow Power Project (<http://www.cvps.com/cowpower/>), and the Texas Dairy Composting project (<http://compost.tamu.edu/>).

Short-term Opportunities

- Priority Short Term Management Activities
 - Provide state and federal funding to support interdepartmental and interstate coordination to enhance litter transport programs.
 - Provide farmers access to litter injector equipment.
 - Provide farmers with incentive programs to switch from using poultry litter to commercial fertilizer where water quality concerns exist based on high levels of soil phosphorus.
- Better communication and management/coordination between states should be encouraged concerning litter transport.
- Better interagency within-state coordination should occur to enhance manure transport.
- There is a need to remove local jurisdictional barriers to implementation.
- The full range of alternative technologies should be investigated.
- Farmers should be incentivized to switch fertilizer sources in order to address nutrient concerns.

Long-term Opportunities

- Establish a Chesapeake Bay watershed clearinghouse for alternative technologies.
- Establish minimum performance criteria for the poultry and dairy industry that farmers can demonstrate when requesting cost share funds.
- Establish cooperatives so that farmers can have access to expensive new technologies as members of the group.

Barriers to Implementation

- For all short- and long-term strategies and technologies, there must be adequate funding to support research and implementation of approved practices.

- This region needs to remain competitive with the rest of the country in poultry production and additional environmental protection costs may hurt competitiveness.
- Adoption of many technologies is slowed or stopped because regulations are not keeping up with technological advances.
- There is a critical need for additional research and field demonstrations, but these activities are time- and cost-intensive.
- Local jurisdictional barriers to implementation should be removed.
- Economies of scale required for new technologies inhibit adoption.
- Farm operation resources and personnel skill capacity inhibit new technology adoption.
- Bio-security concerns inhibit local or regional solutions to manure management.
- Comprehensive manure management approaches through multi-state and multi-agency cooperation have not been adequately developed.
- Local infrastructure and facility permitting neither support comprehensive manure management nor address TMDL and WIP needs.
- Manure injectors and other technology are not yet available to farmers.
- Current manure injection equipment presents substantial limitations for critical slope and varying soil conditions.
- Water quality agencies understand the new technologies/projects, but permitting agencies slow down the process due to lack of understanding.

General Cross-Cutting Themes from Breakout Sessions

Despite the diversity of the topics covered by the conference agenda, cross-cutting concepts or themes emerged from the conference sessions. The topic session discussion notes were compiled and analyzed to determine similar concepts/themes/issues. To simplify the analysis, a list of descriptive codes was developed for the main topic areas that allowed for grouping of the similar concepts/themes/issues. The objective of this analysis was to extract themes that went beyond the individual topic areas and could assist agency planners in orienting their programs or focusing on specific program investments.

The most frequent theme was the need for holistic planning and implementation on the part of consultants and producers. This was viewed as a key element to achieve the Bay's water quality goals. Holistic planning involves developing management plans that cross traditional technical domains, such as optimizing dairy ration crude protein (e.g., by monitoring milk urea-N), followed by use of manure N analysis and manure application techniques to conserve ammonia (e.g., injecting manure), followed by use of crop N monitoring techniques (e.g., using the pre-sidedress soil nitrate or corn stalk nitrate tests), and followed by reductions in purchased protein supplements for the dairy and/or reductions in fertilizer N purchases.

The second most important cross-cutting theme was the establishment of minimum standards that producers must follow in managing nutrients. Tying these minimum standards to programmatic funding, regulatory protections, and production criteria was viewed as a critical step to setting consistent and meaningful water quality improvement expectations. An example of an important minimum standard could be basic record keeping of N and P inputs (fertilizer and manure) and crop yields from a given field and/or N and P inputs for a herd (ration composition) and herd outputs (milk or meat). Such information could be used to track nutrient use and nutrient recovery efficiencies.

The third most important cross-cutting theme was to reduce imports of nutrients into the watershed by making better use of existing sources of fertilizer and feed. The recycling of existing available nutrients within the watershed is important for addressing current nutrient mass-imbalances. Improving the nutrient mass-balance within the watershed remains an important underlying principle for achieving long-term water quality goals for the Bay watershed (Pease et al., 2009; Beegle et al., 2000). It should also be noted that improved nutrient balances will require improving nutrient databases in order to more accurately establish nutrient inputs and outputs from various segments of agricultural enterprises.

The fourth most important cross-cutting theme was the concept of prioritizing resource allocations in order to focus on the nutrient issues that will return the greatest loss reductions from the investment of limited resources. This concept also recognizes the need to identify strategies for increasing the economic returns for nutrient management and identifying alternative ways to achieve greater nutrient management efficiency. This is an essential element due to the limitations of financial and technical resources for deploying nutrient management technologies across the watershed.

Table 3. List of Cross-Cutting themes extracted from Conference Focus Sessions, in order by frequency that the theme occurred in all sessions.

Priority	Themes	Occurrences	Description
1	Holistic Planning	16	The need for better, more consistent, and holistic planning on the part of farmers to use nutrients as efficiently as possible; ideas on how to achieve this.
2	Establishing Standards	15	Establishing minimum standards that producers must follow. Tying those standards to funding, regulatory protection, etc.
3	Nutrient Recycling	11	Efforts to reduce the import of nutrients into the watershed by making better use of existing sources of fertilizer and feed.
4	Targeting Resources	10	The need for and possible ways to achieve greater efficiency in achieving reductions for the dollars invested.
5	Collaboration	9	Suggestions to borrow, share, jointly create, standardize effective systems, approaches, etc. across states, agencies, disciplines.
6A	Economic Impacts	7	Taking measures to account for or address the impacts of standards and regulations on agricultural enterprises.
6B	Private Sector Involvement	7	Getting the private sector more involved in the effort.
7A	New Products/Technology	6	Suggestions for new products/technologies to be developed.
7B	USDA Farm Bill	6	Suggestions about Farm Bill programs
8	Financing	4	Ideas on how to get revenue streams to farmers.
9	Science-Based Policies	3	The need to have policy based on science and steps to achieve that goal.
10	Knowledge Transfer	2	Things we need to know.
0	Nutrient Trading	0	Issues/ideas for nutrient trading.

Conclusions

The *Chesapeake Bay Goal Line 2025: Opportunities for Enhancing Agricultural Conservation* Conference drew over 120 agricultural specialists and topic experts to Hunt Valley, Maryland on October 5-6, 2010. The conference discussed opportunities to enhance nutrient (N and P) conservation through the identification and implementation of existing BMPs, and the development and implementation of new and innovative BMPs in the Chesapeake Bay watershed.

The conference format was a general session followed by a group of topic breakout sessions, led by subject matter experts and scientists, which presented diverse techniques for managing soil nitrogen and phosphorus, dairy feeds, ammonia, and livestock manures to reduce nutrient losses from agricultural production systems. About half of each breakout session was devoted to audience participation in facilitated discussions in order to identify which BMPs and techniques were appropriate for implementation and acceptance by both the policy makers and individual producers in the short-term, and those that were more appropriate for the longer-term. Barriers to implementation were also identified.

Drawing conclusions about opportunities for improving BMPs is always dangerous in large heterogeneous watersheds like that of the Chesapeake Bay, because BMPs are well known for being site-specific. However, there were several BMPs that are applicable to large areas or to the major livestock enterprises; these practices will be the focus of this conclusion section. The reader is referred to the individual breakout session reports for a more comprehensive summary of the sessions and for discussion of more site-specific opportunities.

There are numerous short-term (less than 2 years) opportunities for further implementation of existing BMPs that can reduce nutrient losses to the Bay. For example, wider use of cover crops to reduce nitrogen leaching losses, reducing excess crude protein and phosphorus in dairy rations, injection or conservation-tillage incorporation of manures and sludges into the soil, and expanded transport and use of manure across the watershed. However, implementation of many of these BMPs is limited by economic constraints because many carry little direct financial benefit to the producer or are too costly for large-scale public support.

There are also promising BMPs that could be deployed within the next 5 years, i.e., before 2017. Examples of these newer techniques include: methods to reduce the acreage of soils with excessively high soil P levels by tracking soil P test results over time in georeferenced locations, improving watershed nutrient budgets by reducing nutrient imports through precision livestock feeding, recycling/expanding the use of existing nutrient stocks in manure, and increasing N and P efficiencies by linking traditional soil and crop tests to annual feedback loops in order to adjust nutrient timing, application rate, or placement (an adaptive nutrient management approach). Another overarching strategy involves more thorough integration of nutrient-conserving BMPs throughout the entire livestock-crop enterprise (i.e., holistic management) which emphasizes system-wide nutrient management in the animal diet, manure management, and land application of nutrients.

Many long-term opportunities (2017-2025) also exist for reducing nutrient losses to the Bay. These approaches seek to develop new markets and alternative uses for manure, expand support for year-long manure storage structures, reduce twice-per-year cleanouts, evaluate the potential for broiler production with litter-less flooring, develop minimum nutrient performance criteria for broiler and dairy producers, and develop more economic incentives for improved nutrient management.

An essential part of all of the above opportunities is a continued commitment to the education of producers, consultants, advisors, and policy makers across the watershed. Continuing education will accelerate adoption of proven practices, speed the development of new techniques, and lead to sound policies that can reduce tensions between environmental advocates and agricultural producers and spur the recovery and protection of the Chesapeake Bay.

Appendix A: Chesapeake Bay Goal Line 2025 Agenda

Chesapeake Goal Line 2025: Opportunities for Enhancing Agricultural Conservation October 5th and 6th, 2010 Marriott Inn – Hunt Valley, MD

Day 1

Conference General Session

Opening Remarks and Purpose of Conference
Jack Bricker, USDA - NRCS

9:10 AM **Ground Rules and Agenda Introduction**
Ellen Kandell, Alternative Resolutions

9:20 AM **What is the Goal Line 2025?**
An overview of the Chesapeake Bay TMDL and the opportunities for agriculture
Chuck Fox, Senior Advisor to EPA Administrator for the Chesapeake Bay

9:30 AM **State Perspectives on the Opportunities and Challenges in Meeting TMDL Goals through Agricultural Conservation Implementation**
John Rhoderick, Maryland Department of the Environment
Aaron Ristow, New York's Courtland County Soil and Water Conservation District
Pat Bowen, USDA-NRCS
Tom Basden, West Virginia University
Larry Towle, Delaware Department of Agriculture
Karl Brown, Pennsylvania State Conservation Commission

11:00 AM **Opportunities for States to Leverage Farm Bill and Grants to Meet State Watershed Implementation Plans**
Dana York, USDA – NRCS

11:10 AM **EPA's 502 Guidance on Proven, Cost-Effective Agricultural Implementation Measures to get to 2025**
Katie Flahive, EPA OWOW

11:30 AM **Economic Opportunities and Challenges of Enhanced or New Practices**
Jim Pease, Virginia Tech University

11:40 AM **Making it Real: Keeping Agriculture's Voice in the Bay's Future**
Jim Baird, American Farmland Trust

11:50 AM **Closing Session Remarks**
Jack Bricker, USDA – NRCS

Breakout Sessions

Nitrogen Management Breakout Session

Nitrogen Management: Practices to Improve Nutrient Use Efficiency of Crops and Address Nitrogen Leaching

Session 1

- 1:00 PM:** Introduction to Session
Moderator, Russ Brinsfield, University of Maryland
- 1:10 PM:** Dribble vs. injection systems, flow paths of nitrogen and importance of cover crops and tillage practices
Ken Staver, University of Maryland
- 1:40 PM:** PSNT, split applications and manure incorporation/injection
Jack Meisinger, USDA-ARS
- 2:10 PM:** An industry perspective on methods to improve efficiency, e.g. precision agriculture
Tom Bruulsema, IPNI
- 2:30 PM:** Economics of nitrogen management practices and how to encourage implementation
Doug Parker, University of Maryland
- 2:50 PM:** Adaptive management and its role for nitrogen management
Tracy Blackmer, ISA

Session 2

- 3:30 PM:** Algal turf scrubber technology and pilot projects in the region
Pat Kangas, University of Maryland
- 3:45 PM:** New research from manure injection vs. surface application and preliminary PSNT findings for 2010 production year
Ken Staver, University of Maryland
- 4:00 PM:** Targeting nitrogen reduction using remote sensing technology
Dean Hively, USDA-ARS/USGS

Main Discussion Questions:

- What are technical barriers to implementing practices to improve nutrient use efficiency and address nitrogen leaching? How can consultants and regulators provide farmers with valid nitrogen reduction recommendations for specific practices? What are the net return benefits of improved efficiency? What are the financial, social and technical barriers to widespread implementation of proven practices?
- What are the tradeoffs for producers in lowering nitrogen rates? What are the risks of reduced yields, fertilizer costs, and compliance rates? How can we provide farmers with the information that they need to choose the most sustainable nitrogen use practices?
- What are the economic impacts if we have to cut “to the bone” to achieve TMDL levels? Are peers willing to hold each other to minimum performance standards or support the use of “individual permits” or other regulatory tools to mandate compliance? Is the public willing to pay farmers to reach load allocations?

Alternative Manure Uses Breakout Session

Alternative Manure Uses: Practices for Converting Poultry Litter and Dairy Manure to Energy Production, Precision Fertilizer, and other Marketable Products

Session 1

- 1:00 PM** Introduction and Overview of Objectives and Outcome
Moderator, John Ignosh
- 1:10 PM** Lay of the Land, or, What are we to do with all of this stuff?
A primer on the full range of alternatives to land disposal of litter and manure
Bill Boyd, USDA/NRCS
- 1:30 PM** VA Tech Pyrolysis Unit: Scale Up and Tech Transfer Considerations
An evaluation of environmental performance and assessment of factors that will determine scale up and transfer to other areas of the watershed
Foster Agblevor, VA Tech
- 1:50 PM** Pelletizing: Market Considerations
A briefing on the current status of the AgriRecycle litter pelletizing program, with a focus on securing strong markets for manure-based products
Jeff Smith, Perdue AgriRecycle
- 2:10 PM** Opportunities to Accelerate Viable Alternative Uses:
Findings from the Chesapeake Bay Manure Management Project
Ernie Shea, Natural Resource Solutions, LLC

Session 2

- 3:30 PM** Introduction and Overview of Objectives and Outcome
Moderator, John Ignosh
- 3:40 PM** Lay of the Land, or: What are we to do with all this stuff?
A primer on the full range of alternative to land disposal of litter and manure
Bill Boyd, USDA/NRCS
- 4:00 PM** Anaerobic Digestion: Are there Good Opportunities to Incorporate Nutrient Benefits? Assessment of costs and benefits, with particular attention to clarifying nutrient reduction potential
Chris Voell, EPA AgStar Program
- 4:20 PM** Composting: Market Considerations
Lessons learned from the Oregon Dairy, PA project and others, with attention to environmental benefits and factors influencing successful operation.
Lamonte Garber, Chesapeake Bay Foundation
- 4:40 PM** Opportunities to Accelerate Viable Alternative Uses:
Findings from the Chesapeake Bay Manure Management Project
Ernie Shea, Natural Resource Solutions, LLC

Main Discussion Questions

- What are the alternative uses of manure that appear to have the greatest potential for reducing nutrient loads and generating marketable products? What are the economic, financial, social, political and technical factors that need to be considered when evaluating alternative use processes? How could adoption of alternative uses be phased in?
- What are the regulatory drivers that would stimulate alternative use? What additional measures could be taken at the state and federal level to accelerate adoption of these alternative uses?

Feed Management Breakout Session
Dairy Feed Management in the Chesapeake Bay Watershed

Session 1 & 2 (repeated)

1:00 PM Introduction and Overview of Objectives and Outcome
Moderator, Mark Dubin, UMD

1:05 - 4:45 PM Panel presentations

Paul Cerosaletti, (Cornell Cooperative Extension)
Kelly O'Neill (Chesapeake Bay Foundation)
Rick Kohn (University of Maryland)
Dale Gardner (Water Stewardship Inc)

Each speaker summarized the results from their USDA Conservation Innovation Grant (CIG) projects on dairy feed management, as well as continuing efforts now that these projects have ended.

Main Discussion Questions

- What was the scope of the project?
- What were the achievements of the project?
- What were the challenges of the project?
- What issues were identified as potential barriers to greater feed management adoption into the future?
- What are the significant changes (technical assistance, legislation, regulations, alternative technologies) that will have to take place over the next 15 years for this practice to contribute to water quality improvements?

Day 2

Phosphorus Management Breakout Session

Improving Phosphorus Management for Water Quality

8:30 AM Introduction and Overview of Objectives and Outcome
Moderator, Russ Brinsfield, UMD

8:40 AM Where are Phosphorus Imbalances in the Chesapeake Bay Watershed?
Mark Dubin, UMD

8:50 AM Why isn't Phosphorus Management Working for Water Quality?
Ken Staver, UMD Wye Research and Education Center

9:15 AM How can we Manage Phosphorus Better?
How Ohio is linking phosphorus management practices with water quality
Kevin Elder, Ohio Department of Agriculture

9:50 AM EPA Guidance on Phosphorus Management and Review of State Technical Standards for CAFOs
Hank Zygmunt, EPA Region III

- 10:05 AM** NRCS Draft Revised National 590 Nutrient Management Standard and SERA-17 P-Index Recommendations
John Davis, Natural Resources Conservation Service, Ecological Sciences Division
- 11:00 AM** Poultry Industry: What are the Barriers and Opportunities for Better Phosphorus Management?
David Lovell, Eastern Shore Poultry Farmer
- 11:15 AM** Dairy Industry: What are the Barriers and Opportunities for Better Phosphorus Management?
Dairy Farmer

Main Discussion Questions

- How do we manage manure to reduce phosphorus impacts to water quality?
- How do we achieve phosphorus-balanced soils? How can we help farmers transition to more sustainable uses of manure?
- How can we remediate high phosphorus soils over time?

Ammonia Emissions Breakout Session

Ammonia Emissions: Practices to Control Nitrogen Emissions from Animal Production Areas, Storage and Field Applications

Sessions 1&2 (repeated)

- 8:30 AM** Introduction and Overview of Objectives and Outcome
Moderator, Jack Meisinger, USDA-ARS
- 8:35 AM** Ammonia sources in the Watershed and Opportunities for Reducing Emissions
Jack Meisinger, USDA-ARS
- 8:55 AM** United States and European Ammonia Mitigation Practices
Jactone Arogo Ogejo, Virginia Tech
- 9:10 AM** Importance of Using a System Approach for Managing Ammonia from Dairies
Quirine Kettering, Cornell
- 9:25 AM** Manure Injection Impacts on Ammonia Volatilization and Environmental Losses
Curtis Dell, USDA-NRCS
- 9:40 AM** Plenum Flooring for Reducing In-House Ammonia Emissions
Jeanine Harter-Dennis, University of Maryland Eastern Shore

Main Discussion Questions:

- To what extent is ammonia volatilization from livestock housing, storage, and application a Chesapeake Bay water quality problem? What are the effects of ammonia emissions on human health and the environment?
- What are the main sources of livestock ammonia volatilization and “lowest hanging fruit” for control/mitigation? What are costs and benefits of ammonia volatilization reductions to a livestock producer? What are the most cost-effective technologies and/or policy innovations to reduce ammonia volatilization from livestock operations?

- How can ammonia volatilization control be accomplished within a nitrogen cycling system with multiple opportunities for environmental losses? What are current efforts to control ammonia emissions? What practices will provide the most reduction in ammonia emissions over the next 15 years?

Manure Management Breakout Session

Manure Management in the Chesapeake Bay

Session 1

- 8:30 AM** Introduction and Overview of Objectives and Outcome
Moderator, Hank Zygmunt, EPA Region III
- 8:35 AM** An overview of nutrient loadings, agricultural priority areas, nutrient imbalances, nutrient management concerns, the need for more viable manure markets and alternative technologies, concerns over AFO compliance strategies, manure transport programs, and State agriculture WIP comments.
David McGuigan, EPA; Doug Goodlander, PA-PDA, Tim Sexton, VA-DCR; Louise Lawrence MD-MDA
- 9:10 AM** Innovative BMPs:
Phosphorus Sorbing Materials – *Tony Buda, USDA-ARS*
Poultry Production Area Stormwater Management – *Dave Mister, MD-MDA*
Vegetated Environmental Buffers – *Bud Malone*
Filtrex Nutrient Removal – *Jim Glancey, University of Delaware*
Poultry House Remediation – *Russell Morgan, DE USDA-NRCS State Conservationist*
- 10:00 AM** Advanced Manure Management Systems: Overview of the latest most advanced alternative technologies for the dairy, swine and poultry industries that reduce nutrients by producing a value added product.
Kristin Saacke-Blunk, Penn State Agriculture and the Environment Center

Session 2

- 11:00 AM** An overview of the challenges that dairy farmers face, and which best management practices states might consider to help dairy farmers.
David McGuigan, EPA; Dale Gardner, Water Stewardship Inc.; Doug Goodlander, PA-PDA, Tim Sexton, VA-DCR; Louise Lawrence MD-MDA
- 11:25 AM** Innovative BMPs:
Manure Incorporation – *Curtis Dell, USDA-ARS*
Dry Dairy Systems – *Bill Rogers*
Anaerobic Digesters – *Doug Goodlander, PA-PDA*
BMPs for All Dairy Farms – *George Rohrer, Virginia Dairymen's Association*
- 12:15 PM** Advanced Manure Management Systems: Overview of the latest most advanced alternative technologies for the dairy, swine and poultry industries that reduce nutrients by producing a value added product.
Kristin Saacke-Blunk, Penn State Agriculture and the Environment Center

Main Discussion Questions:

- What are the Bay-level water quality impacts of livestock and poultry agriculture? Is farm-level nutrient balance feasible? If not, how can nutrient imbalance impacts on water quality be mitigated?

- What are the current features of state programs to manage manure and poultry litter? What are the most promising BMPs that can help states achieve nutrient reduction goals? How can these practices be implemented? How will states effectively manage manure and poultry litter by 2025?
- What are the most advanced alternative technologies for the dairy, swine and poultry industries?

Appendix B. Conference Steering Committee, Facilitators and Attendees

The steering committee that developed and implemented the Chesapeake Bay Goal Line 2025 conference included members from each of the six Bay watershed states to ensure that a diversity of agricultural perspectives would be represented. The Steering Committee members' affiliation included the major land grant institutions, federal and state agricultural and environmental agencies, and non-governmental organizations.

Steering Committee Members

Dr. Frank Coale, University of Maryland/CBP Agriculture Workgroup Chair
Mark Dubin, University of Maryland/CBP Agriculture Workgroup Coordinator
Dr. Jim Pease, Virginia Tech University/STAC Representative
Dr. John (Jack) Meisinger, USDA-ARS
Dr. Russ Brinsfield, University of Maryland
Dr. Tom Basden, West Virginia University
Dr. Quirine Kettering, Cornell University
Dr. Rory Maguire, Virginia Tech University
Dr. Doug Beegle, Pennsylvania State University
Dr. Dave Hansen, University of Delaware
Jack Bricker, USDA-NRCS Virginia State Conservationist
Blaine Delaney, USDA-NRCS Virginia Watershed Coordinator
John Ignosh, Virginia Tech University/Virginia Cooperative Extension
Sarah Lane, University of Maryland/Maryland Department of Natural Resources
Jim Baird, American Farmland Trust
Suzy Friedman, Environmental Defense Fund
Pat Stuntz, The Campbell Foundation
Kelly Shenk, CBPO-EPA Region III
Hank Zygmunt, EPA Region III
Matthew Johnston, CRC Fellow
Elizabeth Van Dolah, CRC Fellow
Victoria Kilbert, CRC Fellow
Ellen Kandell, Esq., Alternative Resolutions, LLC

The committee obtained the services of trained and experienced facilitators to assist with the development of the agenda, the formation of session structure, and the organization of discussion questions to promote and facilitate discussions. The Steering Committee wishes to express their thanks to the Facilitation Committee:

Mark Dubin, University of Maryland/CBP Agriculture Workgroup Coordinator
Ellen Kandell, Esq., Alternative Resolutions, LLC
Blaine Delaney, USDA-NRCS Virginia Watershed Coordinator
Jane Corson-Lassiter, USDA-RC&D Virginia Eastern Shore Coordinator
Susan Parry, USDA-RC&D Pennsylvania Coordinator

Over 120 participants and presenters attended all or part of the conference. Most attendees were residents of the mid-Atlantic region, but others were from other U.S. regions, Canada and other nations. Nearly one-quarter of participants were USDA personnel (24%), with roughly the same number from academia (24%). Other large blocks of participants were from private industry (13%) or state agencies (18%).

Appendix C. Polling of Participant Priorities & Challenges

(all results listed in order of descending number of votes)

An electronic poll was conducted at the end of the Conference to ascertain participants' opinions on which technologies that they considered deserving of priority for implementation over the short term (2011-2017), the major challenges that could limit technology adoption over the short term, and the technologies which should be pursued over the longer term (2017-2025). The polling results represent the opinions of the audience, not just technical experts. However, many conference participants had departed before the poll was taken, so the results do not reflect the opinions of a majority of attendees. In addition, the audience was asked to express their opinions on break-out sessions they had not attended and subject areas for which they may have had little or no knowledge. Therefore, the results of this polling session were not considered appropriate to include in the report. Nevertheless, the poll results indicate the diversity of opinions of the audience concerning technology priorities. The voting technology provided by the Turning Technologies provided a fast and efficient method to obtain opinions from a group setting and we wish to acknowledge their contribution to the Conference.

Nitrogen Management

Short-term Priorities

- Better targeting of practices; get the best return on investment; focus on impaired areas.
- Educate farmers on TMDL expectations for nitrogen and give flexibility on how to meet them.
- Pay for nitrogen reductions by the pound.
- Adaptive nutrient management recommendations with incentives.
- Prioritize expenditures vs. efficiencies
- Implement water quality compliance plan to help prioritize farm funding.
- Increase education/outreach to commercial applicators; services that can meet goals.
- Incentivize sales of manure for nitrogen in place of commercial nitrogen fertilizer.
- Implement statistical sampling to verify practices are really being implemented.
- Reduce baselines of nutrient trading programs and allow other options: graduated or phased baseline. Allow some credit sales to get to threshold levels.
- Identify and implement opportunities to enhance surface water management, flood mitigation, drainage control, bioreactors.
- Building coalitions across sectors and interest groups to get support for funding.
- Implement precision soil sampling.
- Incentivize small and medium size farms with cost reductions.
- Establish an element of equity in funding to Bay states.
- Utilize nutrient trading tool for rating funding priorities.
- Incentivize nitrogen conserving systems such as wetlands preserves and grasslands.
- Tax nitrogen (all sources) and fund farmers who reduce losses.
- Implement more Farm Bill pilot programs.
- Long term incentives to farmers for projects on enough acres to get return on investment.
- Allow algae scrubber technology in CREP buffers without penalty.
- Work with ARA or TFI to create appropriate pricing for value added applications such as in-crop injection of nitrogen.

Challenges for Short-term Priorities

- Financial assistance
- Technical assistance
- Knowledge
- Private industry support
- Markets
- Private Capital Investment
- Accessibility to tools
- Climate/Weather

Longer-term Priorities

- Better targeting of practices; get the best return on investment; focus impaired areas.
- Educate farmers on TMDL expectations for nitrogen and give flexibility on how to meet.

- Pay for nitrogen reductions by the pound (NRCS considering).
- Adaptive nutrient management recommendations with incentives.
- Prioritize expenditures vs. efficiencies.
- Implement water quality compliance plan to help prioritize farm funding.
- Increase education/outreach to commercial applicators: services that can meet goals.
- Incentivize sales of manure for nitrogen in place of commercial nitrogen fertilizer.
- Implement statistical sampling to verify practices are really being implemented.
- Reduce baselines of nutrient trading programs and allow other options: graduated or phased baseline. Allow some credit sales to get to threshold levels.
- Identify and implement opportunities to enhance surface water management, flood mitigation, drainage control, bioreactors.
- Building coalitions across sectors and interest groups to get support for funding.
- Implement precision soil sampling.
- Incentivize small and medium size farms with cost reductions.
- Establish an element of equity in funding to Bay states.
- Utilize nutrient trading tool for rating funding priorities.
- Incentivize nitrogen conserving systems such as wetlands preserves and grasslands.
- Tax nitrogen (all sources) and fund farmers who reduce losses.
- Implement more Farm Bill pilot programs.
- Long term incentives to farmers for projects on enough acres to get return on investment.
- Allow algae scrubber technology in CREP buffers without penalty.
- Work with ARA or TFI to create appropriate pricing for value added applications such as in-crop injection of nitrogen.

Alternative Manure Uses

Short-term Priorities

- Full nutrient system approach (mass balance)
- Expand poultry litter transport regionally
- Farm level nutrient tools for informed decisions
- Alternative manure uses (e.g. AML,)
- Organic fertilizer (state mandates)
- Expand use of litter P binding amendments
- Thermo-chemical technologies (community scale)
- Safe harbor practices/expectations
- Expand poultry litter transport locally
- Community scale composting (medium-large)
- On farm composting (small-medium dairy)
- Incentives on manure conveyer system (production area).

Challenges for Short-term Priorities

- Markets
- Knowledge
- Financial assistance
- Private capital investment
- Private industry support
- Technical assistance
- Accessibility to tools
- Climate/weather

Long-term Priorities

- Holistic approach to excess nutrients (human and animal)
- Private industry involvement/investment
- Research nutrient life cycle and mass balances
- Concentrate nutrients and time/temp release technology
- Consider where industry is headed (locally and holistically)

- Prioritize nutrient trading
- Management of antibiotic inputs and feed byproducts
- Genetic livestock nutrient utilization

Feed Management

Short-term Priorities

- Whole Farm Planning needs to be imbedded in the programs.
- Incorporate consistent and quality home-grown feed as a standard management practice to reduce imports.
- Integrate relationships with dairy cooperatives and feed industry to implement improved feed standards.
- Improved educational/outreach needed (economics)
- Improve EQIP for addressing feed management issues to encourage greater utilization amongst producers.
- Improve precision feed management definition and nutrient reduction efficiency in the Bay model.
- Incentives for producers of feed by-products (Distillers Grains) to improve consistency and bind Phosphorus
- Incorporate legumes and non-legumes in crop rotation plans for managing soil nutrients.
- Incorporate feed management into the Conservation Stewardship Program
- Develop a regional expectation versus state-by-state
- Target assistance to producers in need.
- Incorporate amino-acid balancing for a new goal for better managers.
- Develop new farm-level on-line calculators.

Challenges for Short-term Priorities

- Technical assistance
- Knowledge
- Financial assistance
- Private industry support
- Accessibility to tools
- Private capital investment
- Markets
- Climate/Weather

Long-term Priorities

- Integrate Whole Farm Planning into state/federal programs.
- Greater implementation of homegrown feed for addressing the mass balance issue.
- Standardize benchmark ration metrics regionally.
- Young Farmer/New Farmers – get new farmers in and limit regulations so they can come into the industry.
- Succession Communication and Planning – Management plans should address succession-reason to invest

Phosphorus Management

Short-term Priorities

- Eliminate preseason application of manure and provide monetary support for storage
- Reduce soil phosphorus levels on all farms
- Address the soil phosphorus saturation rate of 20 percent listed in the 502 guidance
- Implement flexible fencing along all streams
- Phase in a set soil phosphorus saturation level over the next 15 years
- Regulate no application of manure on frozen ground
- Develop soil phosphorus databases.
- Develop a peer-to-peer education program for farmers on nutrient management
- Use phosphorus binders at clean out instead of in the poultry houses
- Establish nutrient management plans for forested lands

Challenges to Short-term Priorities

- Financial assistance
- Technical assistance
- Knowledge

- Accessibility to tools
- Markets
- Private capital investment
- Climate/Weather
- Private industry support

Longer-term Priorities

- Develop comprehensive nutrient management plans for ALL farmers
- Develop sub-surface application of manure
- Bring all soils to an agreed upon agronomic optimum range

Ammonia Volatilization Management

Short-term Priorities

- Expand whole-farm system management approaches
- Field ammonia emissions can be reduced by injection
- Field ammonia emissions can be reduced by tillage techniques
- More research on P-binding materials applied post production/pre-land application
- Building ammonia emissions can be reduced by diet modification for dairy
- Commercial scale research and acceptance is needed before policy decisions
- Building ammonia emissions can be reduced by litter acidification for poultry
- Test new N:P ratios that result from ammonia emission reduction practices with P-index

Challenges to Short-term Priorities

- Technical assistance
- Financial assistance
- Knowledge
- Private capital investment
- Accessibility to tools
- Private industry support
- Markets
- Climate/Weather

Longer-term Priorities

- Develop commercially viable exhaust scrubbers and bio-filters
- Fully develop alternative litter-free flooring (reduces ammonia emissions)
- Research on fate and transport of atmospheric ammonia
- Research on fate of injected manure (increased greenhouse gas potential versus ammonia conservation)
- Nutritional improvements to improve nutrient use efficiency

Manure Management

Short-term Priorities

- Provide farmers access to manure injector equipment
- Interdepartmental and interstate coordination to enhance manure and litter transport
- Provide incentives to farmers to switch fertilizer to address nutrients
- Incentivize building farming facilities in better locations with better storage
- Develop model farm water management plans based on Maryland's successes
- Fund additional research into how to manage manure
- Implement gypsum curtains, filtersocks and other technologies that reduce phosphorus
- Push manure use reductions

Challenges to Short-term Priorities

- Technical assistance
- Financial assistance
- Knowledge

- Private capital investment
- Accessibility to tools
- Private industry support
- Markets
- Climate/Weather

Longer-term Priorities

- Establish a clearinghouse of technologies.
- Establish minimum performance criteria before farmers can get funding for cost share programs.
- Assist cooperatives so farmers have access to new technologies on a group basis.
- Educate farmers on the market value of manure.
- Expand Cornell's GIS manure spreading dataset plan to other states.

References

- Adrizal, A., P.H. Patterson, R.M. Hulet, R.M. Bates, C.A.B. Myers, G.P. Martin, R.L. Shockey, M. van der Grinten, D.A. Anderson, and J. R. Thompson. 2008. Vegetative buffers for fan emissions from poultry farms: 2. ammonia, dust and foliar nitrogen. *Journal of Environmental Science and Health Part B* 43:96-103.
- Arogo, J., P.W. Westerman, A.J. Heber, W.P. Robarge, and J.J. Classen. 2001. Ammonia emissions from animal feeding operations. 63pp. White Paper by National Center for Manure and Animal Waste Management, North Carolina State University, Raleigh, NC.
- Arriaga, H., M. Pinto, S. Calsamiglia, and P. Merino. 2009. Nutritional and management strategies on nitrogen and phosphorus use efficiency of lactating dairy cattle on commercial farms: An environmental perspective. *Journal Dairy Science* 92:204–215.
- Beegle, D.B. 2011. Whole Farm Nutrient Balance. At eXtension Animal Manure Management Home, Penn State University, September 26, 2011.
<http://www.extension.org/pages/8948/whole-farm-nutrient-balance>
- Beegle, D.B., O.T. Carton, and J.S. Bailey. 2000. Nutrient management planning: justification, theory, practice. *Journal Environmental Quality* 29(1):72-79.
- Cerosaletti, P.E., D.G. Fox, and L.E. Chase. 2004. Phosphorus reduction through precision feeding of dairy cattle. *Journal Dairy Science* 87:2314–2323.
- Chesapeake Bay Foundation. 2004. Manure's impact on rivers, streams and the Chesapeake Bay - keeping manure out of the water. The Chesapeake Bay Foundation, doc. 137, July 28, 2004.
<http://www.cbf.org/document.doc?id=137>
- Chesapeake Bay Program. 2000. Airsheds and Watersheds III: The significance of ammonia to coastal and estuarine areas. Shared resources workshop, Nov. 15-16, 2000; Dewey Beach DE.
http://archive.chesapeakebay.net/pubs/ammonia_workshop/doc_complete_ammonia.pdf
- Chesapeake Bay Program – Bay Resource Library. 2007. Sources of nitrogen loads to the Bay.
http://www.chesapeakebay.net/status_nitrogensources.aspx?menuitem=19797
- Dell, C.J., J.J. Meisinger, and D.B. Beegle. 2011. Subsurface application of manure slurries for conservation tillage and pasture soils and their impact on the nitrogen balance. *Journal Environmental Quality* 40 (2):352-362.
- Dou, Z., C.F. Ramberg, J. D. Toth, Y. Wang, A. N. Sharpley, S. E. Boyd, C. R. Chen, D. Williams, Z. H. Xu. 2009. Phosphorus speciation and sorption-desorption characteristics in heavily manured soils. *Soil Sci. Soc. Am. J.* 73:93-101.
- Fenton, O., A. Serrenho, and M.G. Healy. 2011. Evaluation of amendments to control phosphorus losses in runoff from dairy-soiled water. *Water Air Soil Pollution* 222:185-194.
- Ghebremichael, L.T., T.L. Veith, J.M. Hamlett, and W.J. Gburek. 2008. Precision feeding and forage management effects on phosphorus losses modeled at a watershed scale. *Journal Soil and Water Conservation* 63(5): 280-291.
- Ghebremichael, L.T., P.E. Cerosaletti, T.L. Veith, C.A. Rotz, J.M. Hamlett, and W.J. Gburek. 2007. Economic and phosphorus-related effects of precision feeding and forage management at a farm scale. *Journal Dairy Science* 90(8):3700-3715.

- Jonker, J.S., R.A. Kohn, and J. High. 2002. Use of milk urea nitrogen to improve dairy cow diets. *Journal Dairy Science* 85(4): 939-946.
- Ketterings, Q., H. Bundick, T. Bruulsema, M. Hunter, J. Lawrence, and C. Czymmek. 2009. Enhanced-Efficiency Nitrogen Sources. Agronomy Fact Sheet 45, Cooperative Extension Service, Cornell University, Ithaca NY.
- Ketterings, Q., D.G. Fox, J.J. Meisinger, G. Albrecht, T. Tylutki, K.J. Czymmek, W. Jokela, and C. Rasmussen. 2005. Nitrogen management on dairy farms. Dept. Crops and Soils Extension, Cornell University, Ithaca NY, website: <http://www.DairyN.cornell.edu>.
- Klausner, S.D., D.G. Fox, C.N. Rasmussen, R.E. Pitt, T.P. Tylutki, P.E. Wright, L.E. Chase, and W.C. Stone. 1998. Improving dairy farm sustainability I: An approach to animal and crop nutrient management planning. *Journal Production Agriculture* 11:225-233.
- Kleinman, P.J.A., A. L. Allen, B.A. Needelman, A. N. Sharpley, P.A. Vadas, L. S. Saporito, G. J. Folmar, and R. B. Bryant. 2007. Dynamics of phosphorus transfer from heavily manured Coastal Plain soils to drainage ditches. *J. of Soil and Water Conserv.* 62(4):225-234.
- Kleinman, P.J.A., A. M. Wolf, A.N. Sharpley, D. B. Beegle and L.S. Saporito. 2005. Survey of water-extractable phosphorus in livestock manures. *Soil Sci. Soc. Am. J.* 69:701-708.
- Kleinman, P., D. Beegle, K. Saacke Blunk, K. Czymmek, R. Bryant, T. Sims, J. Shortle, J. McGrath, D. Dostie, R. Maguire, R. Meinen, Q. Ketterings, F. Coale, M. Dubin, A. Allen, K. O'Neill, M. Davis, B. Clark, K. Sellner, M. Smith, L. Garber, and L. Saporito. 2012. Managing manure for sustainable livestock production in the Chesapeake Bay Watershed. *J. Soil and Water Conserv.* 67: 54A-61A.
- Kratochvil, R. J., F. J. Coale, B. Momen, M. R. Harrison, Jr., J. T. Pearce and S. Schlosnagle. 2006. Cropping systems for phytoremediation of phosphorus-enriched soils. *International Journal of Phytoremediation*, 8:117-130.
- Lanyon, L. E. and D. B. Beegle. 1989. The role of on-farm nutrient balance assessments in an integrated approach to nutrient management. *J. of Soil and Water Conserv.* 44:164-168.
- Lowrance, R., L. S. Altier, J. D. Newbold, R.R. Schnabel, P. M. Groffman, J. M. Denver, D. L. Correll, J. W. Gilliam, J. L. Robinson, R. B. Brinsfield, K. W. Staver, W. Lucas, A. H. Todd. 1997. Water quality functions of riparian forest buffers in Chesapeake Bay watersheds. *Environmental Management*, 21(5):687-712.
- Loy, D.D. and D.R. Strohbehn. 2007. Ethanol coproducts for cattle - use of distillers grains in feedlot diets. Iowa State University Cooperative Extension Service, Iowa Beef Center IBC-29. Ames, Iowa. Website: <http://www.extension.iastate.edu/Publications/IBC29.pdf>.
- Maguire, R.O. and J.T. Sims. 2002. Soil testing to predict phosphorus leaching. *J. Environ. Qual.* 31:1601-1609.
- Maguire, R. O., G. L. Mullins and M. Brosius. 2008. Evaluating long-term nitrogen-versus phosphorus-based nutrient management of poultry litter. *J. Environ. Qual.* 37:1810-1816.
- Maguire, R.O., P.J.A. Kleinman, C.J. Dell, D.B. Beegle, R.C. Brandt, J.M. McGrath, and Q.M. Ketterings. 2011. Manure application technology in reduced tillage and forage systems: A review. *Journal Environmental Quality* 40 (2):292-301.
- McCollum, R.E. 1991. Buildup and decline in soil phosphorus:30-year trends on a Typic Umprabult. *Agronomy Journal* 83:77-85.

- McGrath, J.M., J. T. Sims, W.W. Saylor, C.R. Angel and R. O. Maguire. 2005. Boiler diet modification and litter storage: Impacts on phosphorus in litters, soils, and runoff. *J. Environ. Qual.* 34:1896-1909.
- Meisinger, J.J. and J.A. Delgado. 2002. Principles for managing nitrogen leaching. *Journal Soil and Water Conservation* 57 (6):485-498.
- Meisinger, J.J., F.J. Calderon, and D.S. Jenkinson. 2008a. Soil nitrogen budgets. *American Society of Agronomy Monograph Series* 13:505-562.
- Meisinger, J.J., J.S. Schepers, and W.B. Raun. 2008b. Crop nitrogen requirement and fertilization. *American Society of Agronomy Monograph Series* 13:563-612.
- Moore, P.A., T.C. Daniel, D.R. Edwards, and D.M. Miller. 1995. Effect of chemical amendments on ammonia volatilization from poultry litter. *Journal of Environmental Quality* 24(2): 293-300.
- Oenema J., H. van Keulen, R.L.M. Schils, H.F.M. Aarts. 2011. Participatory farm management adaptations to reduce environmental impact on commercial pilot dairy farms in the Netherlands. *NJAS -Wageningen Journal of Life Sciences* 58:39-48.
- Pease, J., D. Wooddall-Gainey, J. Chambers, C. Whitt and B. Carroll. 2009. Nutrient Budgets for the Mid-Atlantic States. College Park, MD: Mid-Atlantic Water Program, <http://www.mawaterquality.agecon.vt.edu>
- Penn, C.J., R.B. Brant, P.J.A. Kleinman, and A.L. Allen. 2007. Removing dissolved phosphours from drainage ditch water with phosphors spring materials. *Journal Soil and Water Conservation* 62(4):269-276.
- Peterson, A.B., K.R. French, E. Russek-Cohen, and R.A. Kohn. 2004. Comparison of analytical methods and the influence of milk components on milk urea nitrogen recovery. *Journal Dairy Science* 87(6):1747-1750.
- Porter, J., J. Davis, D. Hickman. 2010. Selection Guidance for Manure Management Technologies. International Symposium on Air Quality and Manure Management for Agriculture. Dallas, TX, Sept. 13-16, 2010. <http://www.chesbay.us/Manure%20Summit/Selection%20Guidance.pdf>.
- Pote, D. H., W. L. Kingery, G. E. Aiken, F. X. Han and P. A. Moore, Jr. 2006. Incorporating granular inorganic fertilizer into perennial grassland soils to improve water quality. *J. of Soil and Water Conserv.* 61(1):1-7.
- Ribaudo, M., J. Delgado, L. Hansen, M. Livingston, R. Mosheim, and J. Williamson. 2011. Nitrogen in agricultural systems: implications for conservation policy. Economic Research Report No. 127. U.S. Department of Agriculture, Economic Research Service, Washington, DC.
- Rice, M. 2011. Manure Treatment Technologies for Livestock and Poultry Manure. At eXtension Animal Manure Management Home, North Carolina State University, January 25, 2011. <http://www.extension.org/pages/8855/manure-treatment-technologies-for-livestock-and-poultry-manure>
- Ruane, E.M. , P.N.C. Murphy, M.G. Healy, P. French, and M. Rodgers. 2011. On-farm treatment of dairy soiled water using aerobic woodchip filters. *Water Research* 45:6668-6676.
- Sharpley, A. N. (ed.). 2000. Agriculture and Phosphorus Management: The Chesapeake Bay, Lewis Publishers, Washington, DC.
- Sommer, S.G. and H.J. Hutchings. 2001. Ammonia emission from field applied manure and its reduction – invited paper *European Journal Agronomy* 15 (1):1-15.
- Staver, K..W.. and R.B. Brinsfield. 1998. Use of cereal grain winter cover crops to reduce groundwater nitrate concentrations in the Mid-Atlantic Coastal Plain. *Journal Soil and Water Conservation* 53(3):230-240.

- Staver, K. W. and R. B. Brinsfield. 2001. Agriculture and water quality on the Maryland eastern shore: Where do we go from here? *BioScience* 51(10):859-868.
- Staver, K. W. 2004. Efficient utilization of poultry litter in cash grain rotations. Final Report submitted to: Maryland Grain Producers Utilization Board, Delmarva Poultry Industry, Inc., and Harry R. Hughes Center for Agro-Ecology, Inc. 73 p.
<http://www.agroecol.umd.edu/files/Staver%20Poultry%20litter.pdf>
- Swink, S.N., Q.M. Ketterings, L. E. Chase, K. J. Czymmek and J. C. Mekken. 2009. Past and future phosphorus balances for agriculture cropland in New York State. *J. of Soil and Water Conserv.*:64(2):120-133.
- Thompson, R.B. and J.J. Meisinger. 2002. Management factors affecting ammonia volatilization from land-applied cattle slurry in the Mid-Atlantic USA. *Journal Environmental Quality* 31(4):1329-1338.
- Tylutki, T.P., D.G. Fox, V.M. Durbal, L.O. Tedeschi, J.B. Russell, M.E. Van Amburgh, T.R. Overton, L.E. Chase, and A.N. Pell. 2008. Cornell net carbohydrate and protein system: A model for precision feeding of dairy cattle. *Animal Feed Science and Technology* 143:174-202.
- USDA. 2003. Manure management for water quality costs to animal feeding operations of applying manure nutrients to land. <http://www.ers.usda.gov/publications/aer824/>.
- USEPA. 2009. The Next Generation of Tools and Actions to Restore Water Quality in the Chesapeake Bay. Sect. 202(a) of Executive Order 13508.
<http://executiveorder.chesapeakebay.net/file.axd?file=2009%2f11%2f202a+Water+Quality+Report.pdf>.
- USEPA. 2010a. Presidential Order 13508 Protecting and Restoring the Chesapeake Bay Watershed.
<http://executiveorder.chesapeakebay.net/file.axd?file=2010%2f5%2fChesapeake+EO+Strategy%20.pdf>
- USEPA. 2010b. Guidance for Federal Land Management in the Chesapeake Bay Watershed. EPA841-R-10-002.
<http://www.epa.gov/owow/keep/NPS/chesbay502/downloads.html>
- USEPA. 2010c. Chesapeake Bay Total Maximum Daily Load for Nitrogen, Phosphorus and Sediment, Dec. 29, <http://www.epa.gov/reg3wapd/tmdl/ChesapeakeBay/tmdlexec.html>
- Verbree, D. A., S.W. Duiker and P.J.A. Kleinman. 2010. Runoff losses of sediment and phosphorus from no-till and cultivated soils receiving manure. *J. Environ. Qual.* 39:1762-1770.
- Weller, D.E., T.E. Jordan. K.G. Sellner, K. Foreman, K. Shenk, P. Tango, S.W. Phillips, M. Dubin. 2010. Small Watershed and Monitoring Designs. Chesapeake Bay Program STAC. Edgewater, MD.
- White House. 2009. Chesapeake Bay Protection and Restoration. Executive Order 13508.
http://www.whitehouse.gov/the_press_office/Executive-Order-Chesapeake-Bay-Protection-and-Restoration/