



Riparian Forest Buffer Enrollment in CRP

Challenges and Opportunities



October 20, 1997



Celebrating 30 years of Conservation

Since 1985 CRP has:

- Enrolled more than 2 million acres dedicated to providing quality habitat for wildlife.
- Prevented more than nine billion tons of soil from eroding, enough soil to fill 600 million dump trucks;
- Reduced nitrogen and phosphorous runoff relative to annually tilled cropland by 95 and 85 percent, respectively;
- Sequestered an annual average of 49 million tons of greenhouse gases, equal to taking nine million cars off the road.
- Created nearly 2.7 million acres of restored wetlands.
- Protecting more than 170,000 stream miles with riparian forest and grass buffers, enough to go around the world seven times.



**Conservation
Reserve
Program**

Status – End of December 2015

Current Active Contracts

General	16.94 mil. ac.
Continuous (non-CREP)	5.08 mil. ac.
Farmable Wetland	0.38 mil. ac.
<u>CREP</u>	<u>1.16 mil. ac.</u>
Total	23.55 mil. ac.

Number of Contracts	635,883
Number of Farms	358,115

FY 2015 1-Yr. Contract Extension
FY 2015 Continuous Sign-up (#47)
2015 Early Contract Termination

494,000 acres extended
837,000 acres approved
108,000 acres withdrawn

1.66 million acres expiring Sept 30, 2016

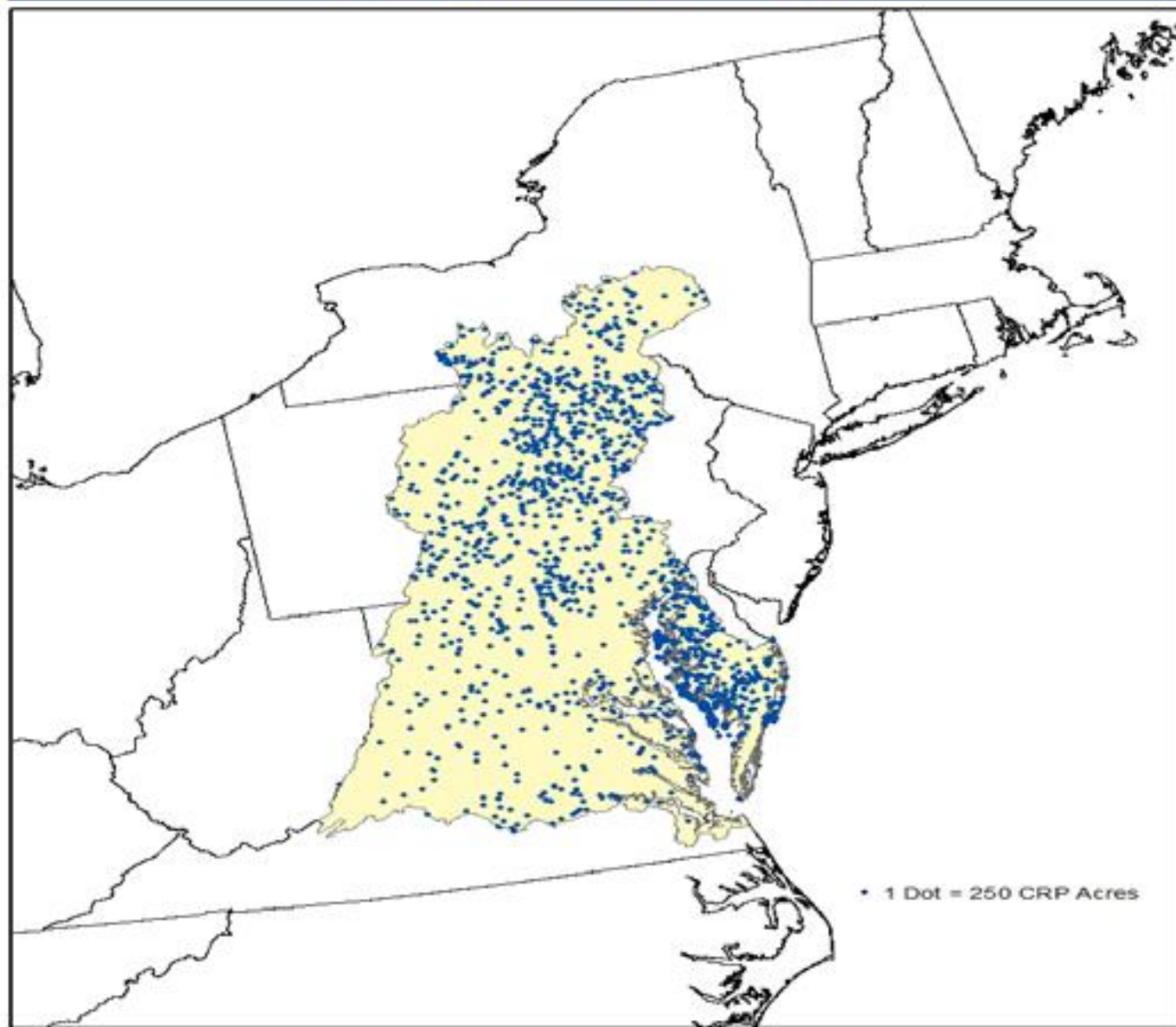
Current Initiatives & Enrollment

Initiatives (and Allocations)	First Year	Practice Code	Acres Added in FY 2016	Acres as of December 2015
Wetland Restoration—Floodplain (481,400 ac.)	2004	CP23	39,305	335,804
Bottomland hardwood trees (250,000 ac.)	2004	CP31	11,413	125,732
Wetland Restoration—Non-Floodplain (568,600 ac.)	2005	CP23A	56,148	386,127
Upland bird habitat buffers (500,000 ac.)	2005	CP33	32,838	226,829
Longleaf pine plantings (250,000 ac.)	2007	CP36	16,464	156,077
Duck nesting habitat (600,000 ac.)	2007	CP37	28,737	291,100
State acres for wildlife enhancement (1,750,000 ac.)	2008	CP38	249,715	1,267,568
Highly erodible lands (750,000 ac.)	2012	Various	109,561	360,708
Pollinator habitat (100,000 ac.)	2012	CP42	49,446	82,187

Importance of CREP

State	CREP Enrollment	Total CRP Enrollment
Delaware	4,114 acres	4,581 acres
Maryland	56,758 acres	62,905 acres
New York	13,483 acres	38,311 acres
Pennsylvania	144,870 acres	153,834 acres
Virginia	25,633 acres	51,168 acres
West Virginia	6,071 acres	6,522 acres
		<i>As of December 2015</i>

Chesapeake Bay Basin - 2013

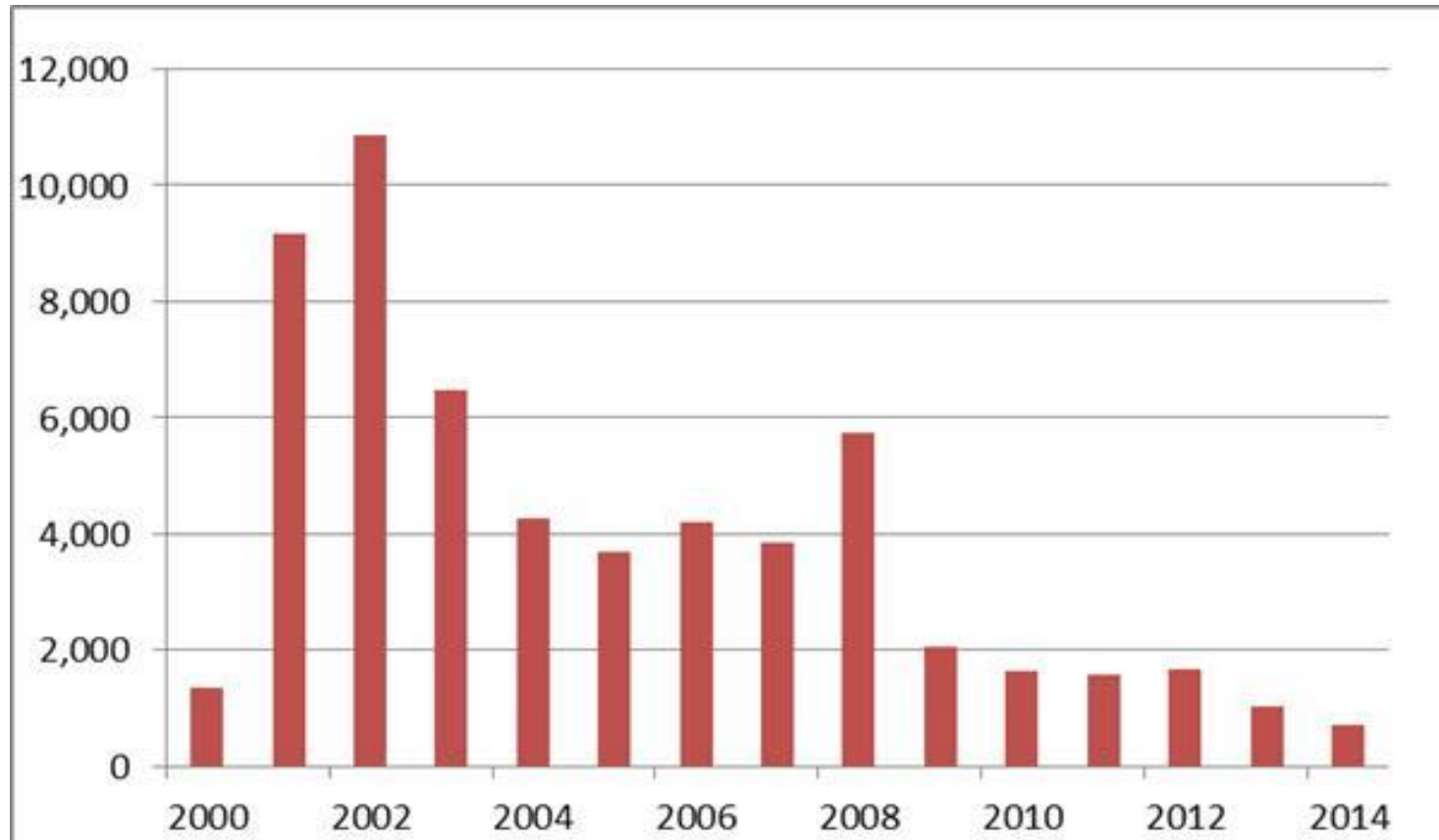


Why we all are here?

- ▶ History of CRP is impressive; but since 2008 the enrollment cap has been reduced significantly from 39 million acres to 24 million acres by October 1.
- ▶ CRP enrollments nationwide have declined as have enrollments in the Chesapeake Bay.
- ▶ This trend is evident across CREP as well as individual CRP conservation practices such as CP22– Riparian Forest Buffers.
- ▶ Competition for future enrollment will be fierce: general, continuous, CREP, grassland

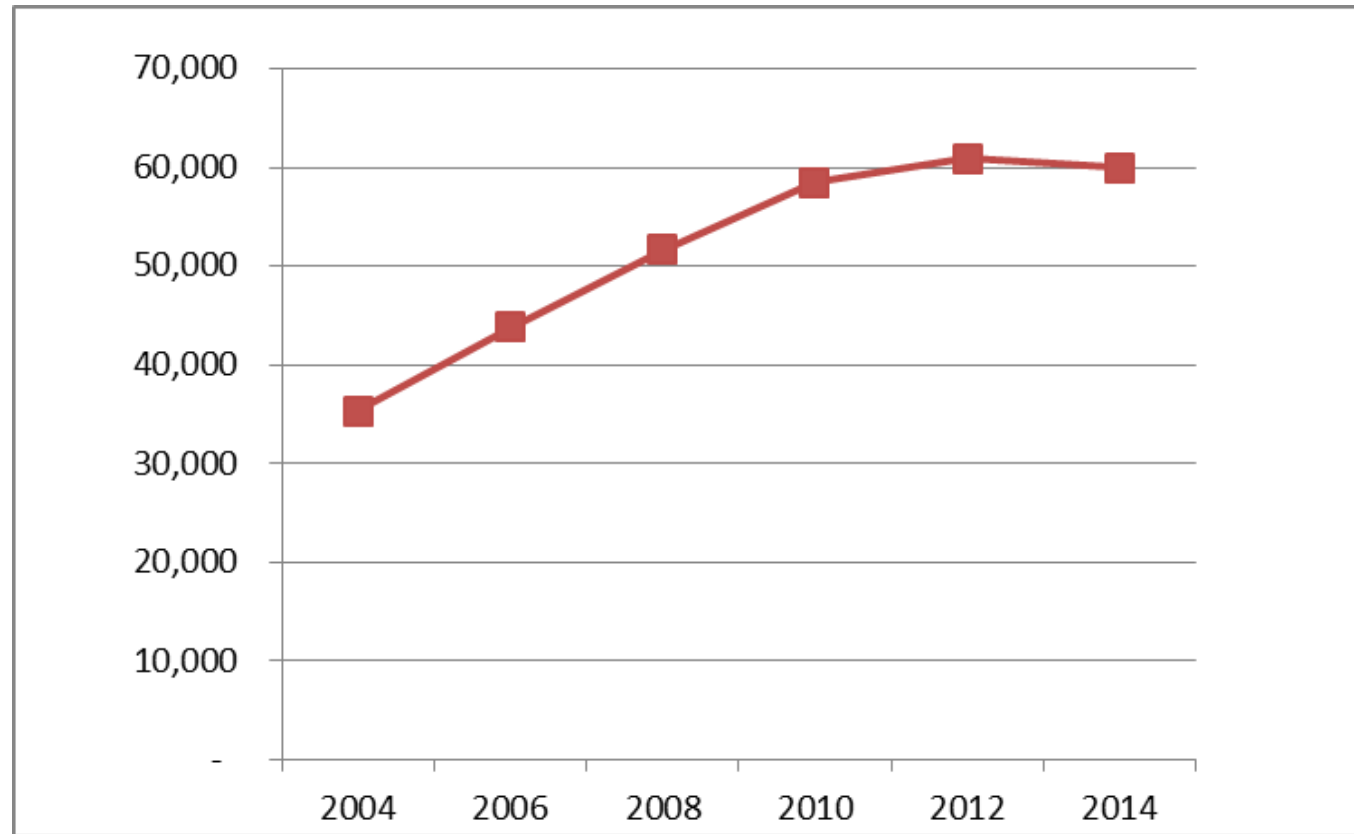
CRP Riparian Forest Buffers in Chesapeake Bay Watershed

New CP22 Contracts Acres by Initial Contract Year



CRP Riparian Forest Buffers (CP22) in Chesapeake Bay Watershed

Cumulative Acreage at End of Fiscal Year



FY 14 Riparian Forest Buffers Activity

State	Expiring Acres	Reenrolled	Percent Reenrolled	Left CRP	New Lands
Delaware	0	0	0	0	0
Maryland	1,374	764	56	610	70
New York	0	0	0	0	29
Pennsylvania	290	41	14	249	46
Virginia	180	72	40	108	53
West Virginia	14	3	21	11	26
				978	224

CP 22 signup 46

FY 15 Riparian Forest Buffers Activity

State	Expiring Acres	Reenrolled	Percent Reenrolled	Left CRP	New Lands
Delaware	14	0	0	14	0
Maryland	4,023	1,330	33	2,693	0
New York	1,762	306	17	1,456	42
Pennsylvania	870	281	32	589	207
Virginia	2,933	1,692	58	1,241	224
West Virginia	28	0	0	28	68
				6,021	541

CP 22 signup 47

2014 Challenge

- ▶ MD, PA, NY, VA, WV, DE were asked to develop proposals consistent with state task force recommendations that do not exceed \$1 million describing how additional incentives would be utilized under each State's existing CREP agreements
- ▶ At least 20% of the funding is to be provided by the CREP partners.
- ▶ The proposed funding could be used for incentive payments to participants, additional technical assistance, targeted outreach.

Thank You

