




March , 2017

Designing a Forest Buffer for Multiple Benefits

**Don and Ann English
Happy Hollow Farm
Stewartstown, PA**

Baseline condition

- 45 Acre farm; 27 tillable
- Corn-Corn-Soybeans for >50 years; No-till since 2001
- Headwaters for Deer Creek



GoogleEarth, 2010

No stream buffer



Getting to Yes was a 5 year process

LANDOWNER CONCERNS

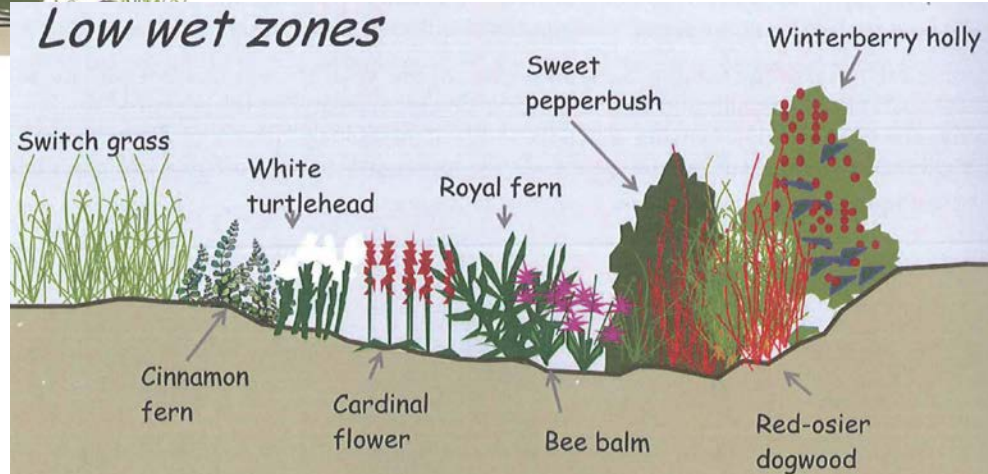
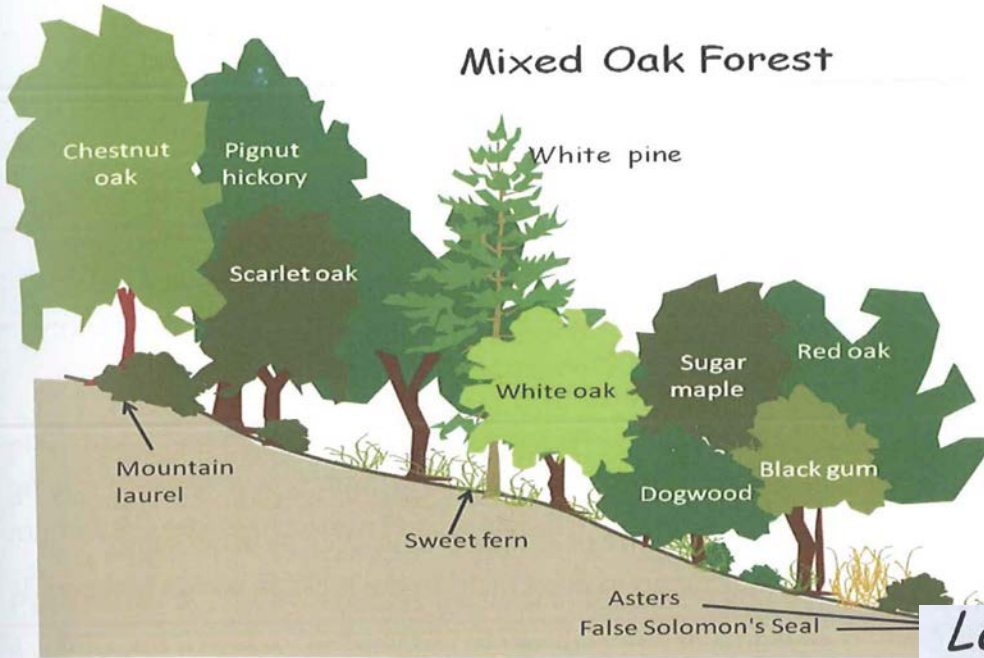
- No additional workload
- No change to 'look'
- No 'untidy' views
- No loss of income
- Don't chase the farmer away

Goals: Water quality and more

- Reduce pollution-- especially sediment
- Create pollinator and bird habitat
- Increase species diversity
- Establish a food forest
- Rebuild soil



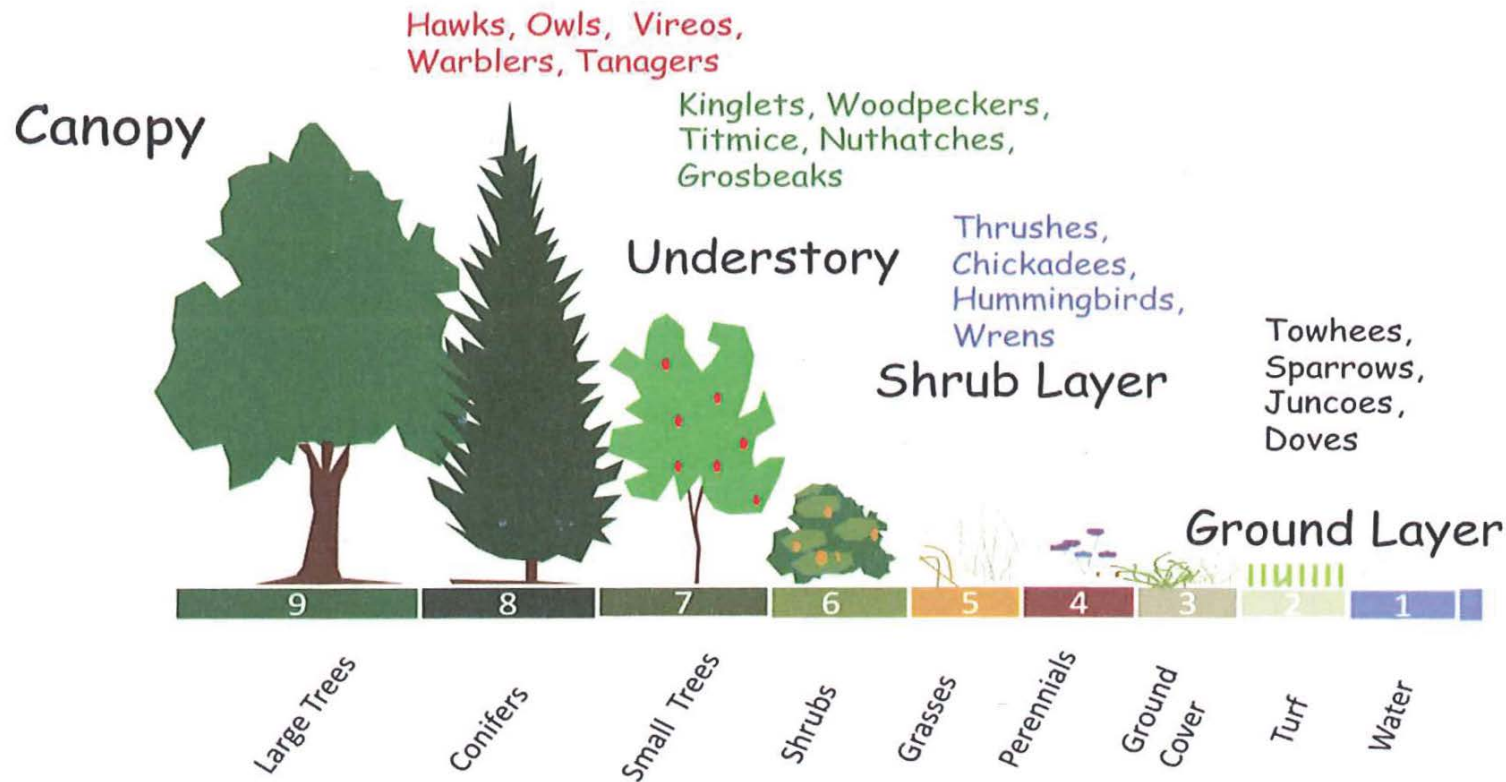
Assessing the site – determining possibilities



Graphics from *Designing with Natives* by JRogers

Evaluate the site for reaching goals – set a priority list

Habitat diversity is all about vegetative structure.
Birds live at every level.



Plant communities and plant selection



- What plant communities should do well on the site?
- What communities are nearby?
- What are key community species?

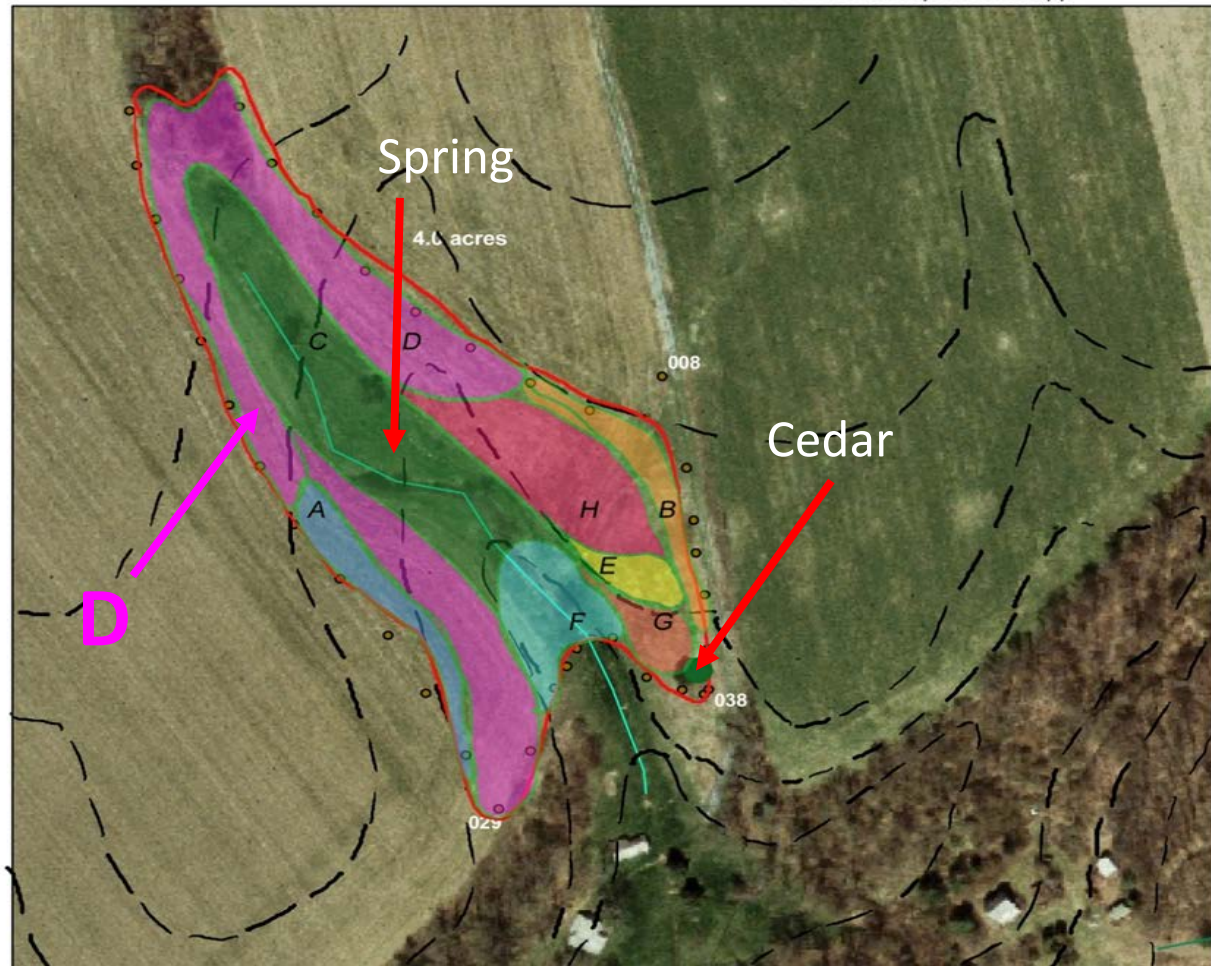
4 Acre Buffer

8 Planting zones

Don English
Jane English

Potential CREP area

- A - Mesic Shrubs
- B - Dry Xeric Shrubs
- C - Bottomland, Floodplain spp
- D - Mesic Slope Forest
- E - Dry Small trees
- F - Bottomland small trees and shrubs
- G - Dry Small Trees/Shrubs
- H - Xeric/Slope Forest spp



D-Mesic Slope Forest – 194 plants

Canopy Trees

| | |
|----|-----------------------|
| 12 | Acer saccharum |
| 5 | Carya laciniata |
| 6 | Carya ovata |
| 6 | Castanea dentata |
| 9 | Diospyros virginiana |
| 9 | Gleditsia triacanthos |
| 7 | Nyssa sylvatica |
| 5 | Quercus alba |
| 6 | Quercus coccinea |
| 9 | Quercus rubra |

Understory/ Shrubs

| | |
|----|------------------------------|
| 6 | Acer pennsylvanicum |
| 12 | Amelanchier canadensis |
| 3 | Carpinus caroliniana |
| 9 | Cercis canadensis |
| 9 | Hamamelis virginiana |
| 9 | Ilex opaca |
| 11 | Prunus americana |
| 9 | Styrax americana |
| 3 | Aesculus parviflora |
| 3 | Calycanthus florida |
| 6 | Gaylussacia baccata |
| 3 | Hydrangea arborescens |
| 6 | Kalmia latifolia |
| 5 | Rhododendron maximum |
| 3 | Rhododendron periclymenoides |
| 3 | Rhododendron prinophyllum |
| 3 | Sambucus nigra |
| 3 | Viburnum prunifolium |
| 5 | Viburnum trilobum |

Laying it Out

Restoration Planting Approach

Color
coded flag
system for
layout



Installation

- **March 2011**
- Orchardgrass/ ladino clover
- Oats as nurse crop
- **April 2011**
- 534 plants
- 65 tree/shrub species
- **Nucleus of each community type**



Goal:
First Summer:

Reduce TSS
Sedimentation




Summer 2011

Goal: Birds and pollinators

2016: Nesting and cocoons




Goldfinch nest in black walnut



Cecropia moth in tulip poplar

Goal: Pollinators

2016: Big butterflies



Goal: Species Diversity
2016: Forbs replace orchardgrass



**Goal:
2016:**

**Food Forest
Wildlife forage**



Buttonbush - August 2016



Winterberry – 'Winter Red' -
2015

Goal:
2016:

Food Forest
Fruits and Nuts



Blackberry, Wineberry, Elderberry



American hazelnut

Goal: 2014:

Soil Building Just beginning

Report prepared for:

Happy Hollow Farm
Don English
14421 Bauer Dr.
Rockville, MD 20853 USA

Report Sent:

Sample#: 03-010161 | Submission: 03-004549

Unique ID: 1

Plant: Corn

Invoice Number: 0

Sample Received: 5/13/2014

phillygent78@gmail.com

| Organism Biomass Data | Dry Weight | Active Bacterial (µg/g) | Total Bacterial (µg/g) | Active Fungal (µg/g) | Total Fungal (µg/g) | Hyphal Diameter (µm) |
|-----------------------|---------------|-------------------------|------------------------|----------------------|---------------------|----------------------|
| Results | 0.780 | 20.1 | 298 | 4.04 | 124 | 2.75 |
| Comments | In Good Range | Good | Good | Low | Good | |
| Expected Range | Low | 0.45 | 15 | 100 | 15 | 100 |
| | High | 0.85 | 25 | 300 | 25 | 300 |

| | Protozoa Numbers/g | | | Total Nematodes #/g | Percent Mycorrhizal Colonization | |
|-----------------------|--------------------|---------|----------|---------------------|----------------------------------|------|
| | Flagellates | Amoebae | Ciliates | | ENDO | ECTO |
| Results | 5452 | 1772 | 58 | 2.35 | 0% | 0% |
| Comments | Low | Low | Good | Low | Low | Low |
| Expected Range | Low | 10000 | 50 | 20 | 40% | 40% |
| | High | | 100 | 30 | 80% | 80% |

| Organism Biomass Ratios | Total Fungal to Total Bacterial | Active to Total Fungal | Active to Total Bacterial | Active Fungal to Active Bacterial | Plant Available N Supply (lbs/acre) |
|-------------------------|---------------------------------|------------------------|---------------------------|-----------------------------------|-------------------------------------|
| Results | 0.42 | 0.03 | 0.07 | 0.20 | 50-75 |
| Comments | Low | Low | Low | Low | |
| Expected Range | Low | 0.8 | 0.25 | 0.25 | 0.75 |
| | High | 1.5 | 0.95 | 0.95 | 1.5 |

Report prepared for:

Happy Hollow Farm
Don English
14421 Bauer Dr.
Rockville, MD 20853 USA

Report Sent:

Sample#: 03-010162 | Submission: 03-004549

Unique ID: 2

Plant: tree

Invoice Number: 0

Sample Received: 5/13/2014

phillygent78@gmail.com

| Organism Biomass Data | Dry Weight | Active Bacterial (µg/g) | Total Bacterial (µg/g) | Active Fungal (µg/g) | Total Fungal (µg/g) | Hyphal Diameter (µm) |
|-----------------------|---------------|-------------------------|------------------------|----------------------|---------------------|----------------------|
| Results | 0.740 | 12.0 | 613 | 7.08 | 94.9 | 2.5 |
| Comments | In Good Range | Good | Excellent | Low | Low | |
| Expected Range | Low | 0.45 | 10 | 50 | 25 | 500 |
| | High | 0.85 | 15 | 200 | 50 | 2000 |

| | Protozoa Numbers/g | | | Total Nematodes #/g | Percent Mycorrhizal Colonization | |
|-----------------------|--------------------|---------|----------|---------------------|----------------------------------|------|
| | Flagellates | Amoebae | Ciliates | | ENDO | ECTO |
| Results | 37828 | 18814 | 2905 | 2.04 | 14% | 0% |
| Comments | High | Low | High | Low | Low | Low |
| Expected Range | Low | 20000 | 50 | 50 | 40% | 40% |
| | High | | 100 | 100 | 80% | 80% |

| Organism Biomass Ratios | Total Fungal to Total Bacterial | Active to Total Fungal | Active to Total Bacterial | Active Fungal to Active Bacterial | Plant Available N Supply (lbs/acre) |
|-------------------------|---------------------------------|------------------------|---------------------------|-----------------------------------|-------------------------------------|
| Results | 0.15 | 0.07 | 0.02 | 0.59 | 100-150 |
| Comments | Low | Low | Low | Low | |
| Expected Range | Low | 5 | 0.25 | 0.25 | 2 |
| | High | 10 | 0.95 | 0.95 | 5 |

Challenges



- Deer rubs
- Groundhogs, voles, rabbits, mice
- Dirt, not soil
- Herbicide drift
- Invasives
- Maintenance
 - Mowing
 - Minimal herbicide

Maintenance efforts: Adding trees / affordability



- HS Horticulture program
- Natural recruitment
- Transplants
- Collected seeds

Lessons learned

- No Herbicide => More mowing should be done
 - Mowing term 5 years; 3 is insufficient
- Grid layout simplifies mowing and protects small plants
- Plant community approach is essential
- Solid tubes neither durable nor effective

Lessons learned

- Plant species diversity => animal species diversity, especially pollinators;
 - but increases planting costs
- Maximize shrub percentage
- Forbs provide fall nectar source
- Trees and understory species struggle in initial planting
 - wood debris or chips helps

Facebook page and blog:

<https://www.facebook.com/happyhollowfarmpa/>



Questions and Discussion

