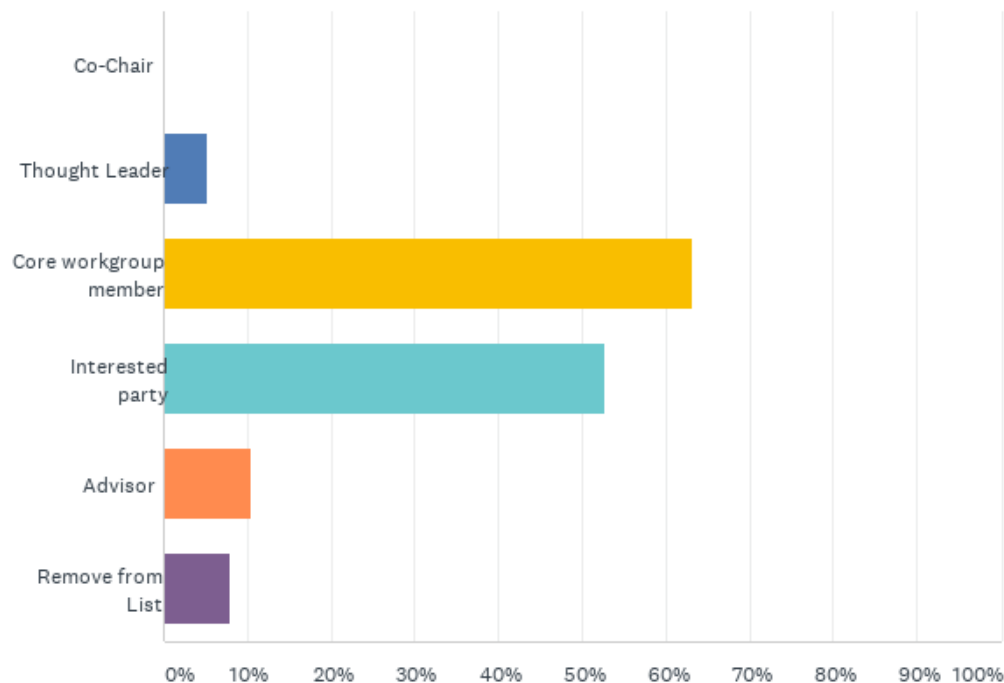


CRWG Membership Poll Results

Wednesday, January 27, 2021

Q5 Which role(s) would you be interested in regarding your participation in the Climate Resiliency Workgroup? Select all that apply.



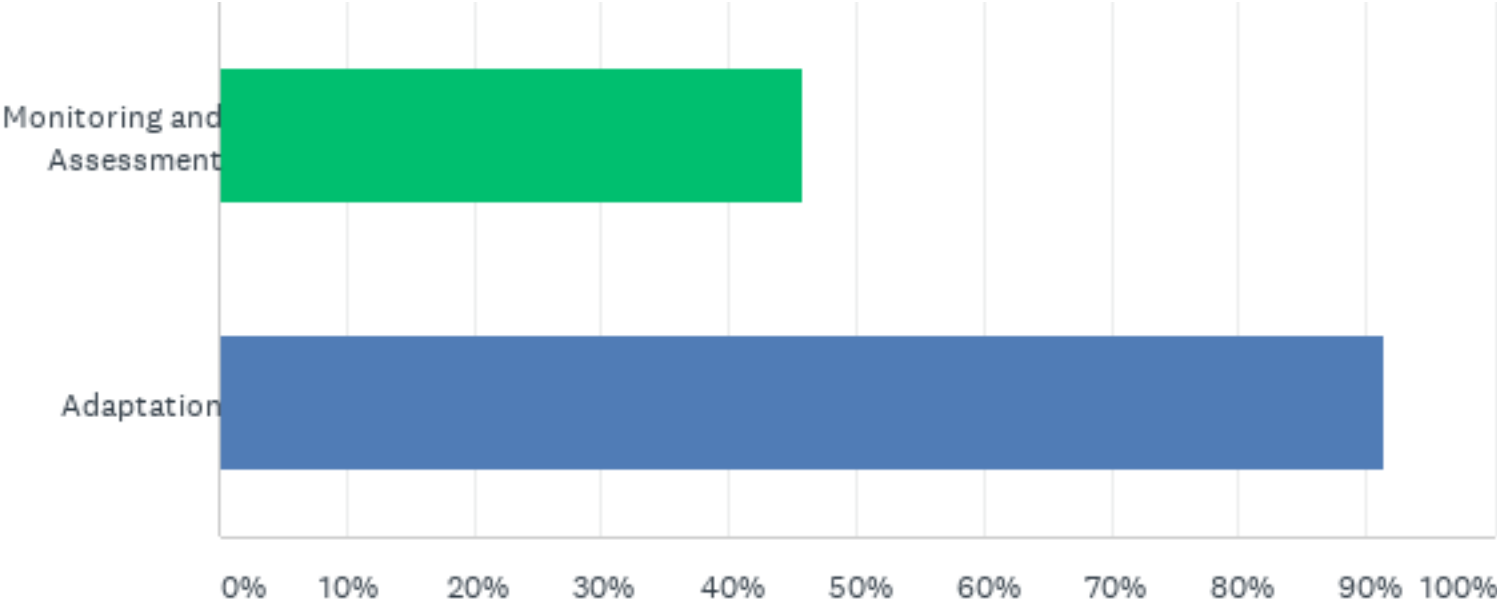
Which role(s) would you be interested in regarding your participation in the Climate Resiliency Workgroup? Select all that apply.

Answered: 38 Skipped: 0

ANSWER CHOICES	RESPONSES	
Co-Chair—participate as a member of the workgroup's leadership team and assist with strategic planning, running meetings, and making decisions on workgroup priorities	0.00%	0
Core workgroup member thought-leader—assist with developing project proposals, lead smaller teams to assist with CRWG-supported projects and efforts, attend workgroup meetings and update workgroup on progress.	5.26%	2
Core workgroup member—attend workgroup meetings, participate in smaller teams to assist with CRWG-supported projects and efforts, identify collaborative opportunities between the Chesapeake Bay Program Partnership and your organization, and share information and knowledge.	63.16%	24
Interested party—only interested in receiving emails with workgroup updates and learning and sharing information during workgroup meetings.	52.63%	20
Advisor—assist other workgroups in the Chesapeake Bay Program in incorporating climate change considerations for their outcomes.	10.53%	4
None—please remove me from the workgroup's distribution list.	7.89%	3
Total Respondents: 38		

Which climate resilience outcomes are you most interested in helping out with? Select all that apply.

Answers:

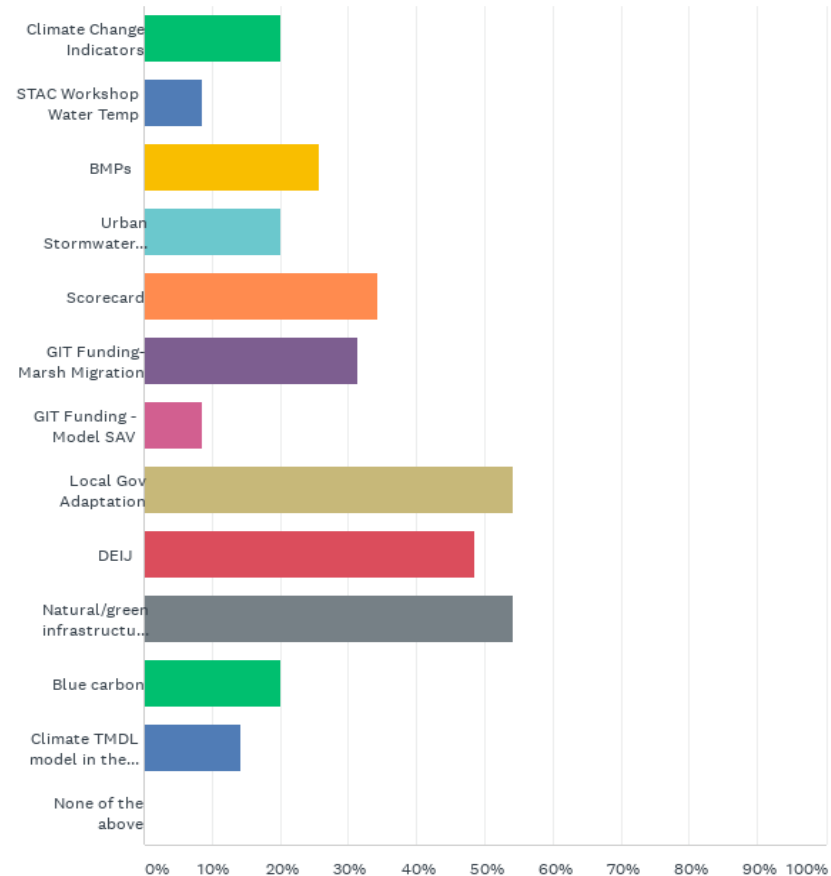


Which climate resilience outcomes are you most interested in helping out with?
Select all that apply.

Answered: 35 Skipped: 3

ANSWER CHOICES	RESPONSES	
Monitoring and Assessment	45.71%	16
Adaptation	91.43%	32
Total Respondents: 35		

Q10 Please select which Climate Resiliency Workgroup activities you are most interested in.
Select all that apply.



Please select which Climate Resiliency Workgroup activities you are most interested in. Select all that apply.

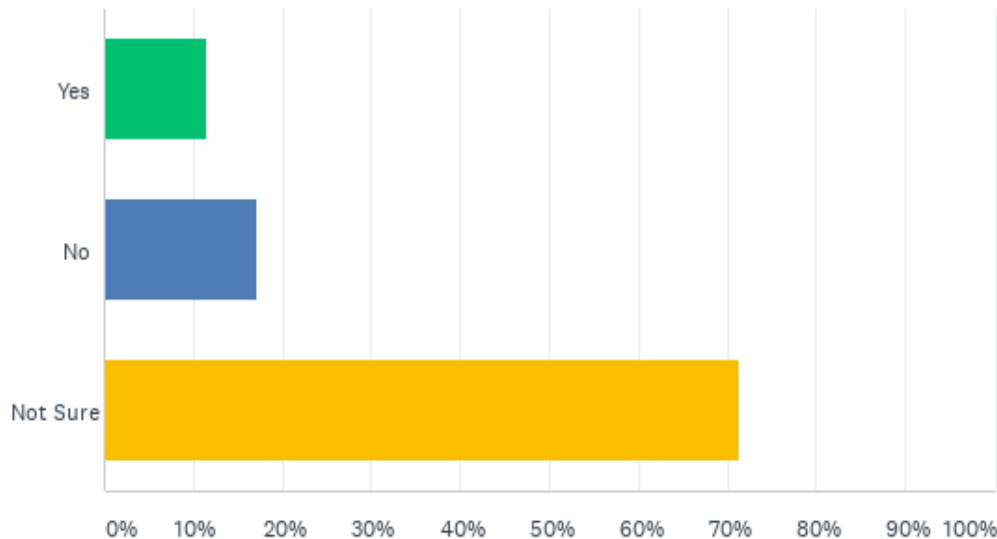
Answered: 35 Skipped: 3

ANSWER CHOICES	RESPONSES	
Help develop and maintain climate change indicators.	20.00%	7
Participate in planning of STAC workshop on reviewing water temperature increases in the Chesapeake Bay and watershed and the ecological significance and implications for indicator development, best management practices (BMPs), monitoring needs, and habitat adaptation strategies.	8.57%	3
Review and consolidate information from BMP climate resilience assessment efforts to inform a research agenda on the design, function, and placement of BMPs under a new climate reality.	25.71%	9
Provide input on urban stormwater efforts related to building climate resilience – e.g., review project report on the revision of Intensity Duration Frequency (IDF) curves (GIT-funded project) and strategize next steps in applying findings.	20.00%	7
Assist in identifying resilience tracking metrics for the Chesapeake Bay Climate Resilience Scorecard for Watershed Communities (GIT-funded project).	34.29%	12
Advise on the GIT-funded project Sea Level Rise project, “Synthesis of Shoreline, Sea Level Rise, and Marsh Migration Data for Wetland Restoration Targeting.”	31.43%	11
Advise on the GIT-funded project, “Modeling climate impacts to submerged aquatic vegetation (SAV) in the Chesapeake Bay” (GIT-funded project).	8.57%	3
Help with local engagement opportunities regarding climate adaptation restoration projects.	54.29%	19
Help identify opportunities to build in DEIJ (Diversity, Equity, Inclusion, and Justice) considerations in climate resilience activities.	48.57%	17
Advise on projects involving natural/green infrastructure adaptation strategies.	54.29%	19
Help with blue carbon-related efforts – e.g., development of STAC proposal on the science needs to apply existing blue carbon crediting protocols.	20.00%	7
Help with application considerations for the climate TMDL model in the Watershed Implementation Plans.	14.29%	5
None of the above	0.00%	0
Total Respondents: 35		

Are there any climate resilience topics you are particularly interested in that you would like the Climate Resiliency Workgroup to support that would also benefit your organization.

- Role of NNBFs(particularly marshes)
- Blue Carbon
- Community resilience to flooding
- Policy to enhance coastal infrastructure reduction
- Climate adaptation
- Sharing best practices
- Incorporating climate projections into stormwater projects
- Outreach efforts to vulnerable communities
- Capacity building for local governments
- Saltwater Intrusion
- Estuarine and Watershed science
- Climate resiliency of forests
- Green and grey infrastructure
- DEIJ initiatives
- BMP resilience to climate change impacts
- Increased capacity to support citizen science monitoring of NNBF projects
- Marsh Migration with SLR

Q11 Would you be interested in providing technical assistance (e.g., identification of climate resilience/adaptation projects, grant proposal development, project support from an advisory capacity, etc.) to local/regional groups in the Chesapeake Bay watershed as a service that could be provided by the Climate Resiliency Workgroup?



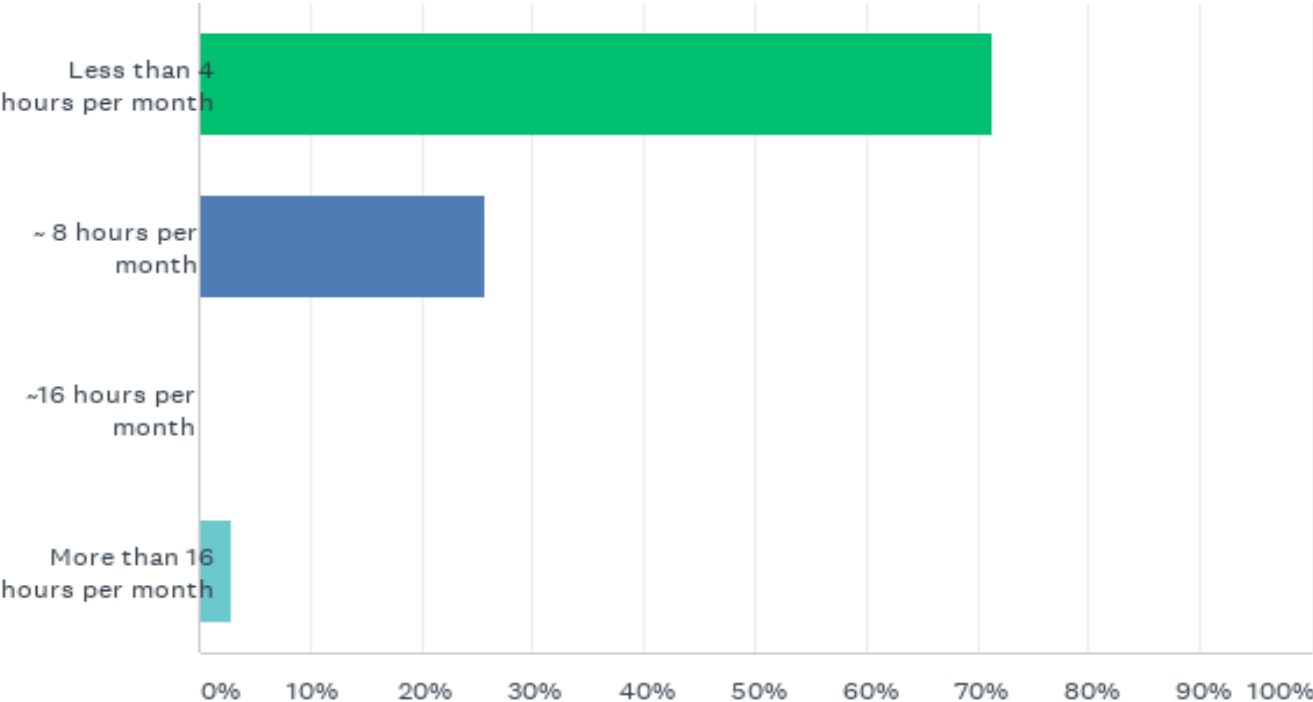
Would you be interested in providing technical assistance (e.g., identification of climate resilience/adaptation projects, grant proposal development, project support from an advisory capacity, etc.) to local/regional groups in the Chesapeake Bay watershed as a service that could be provided by the Climate Resiliency Workgroup?

Answered: 35 Skipped: 3

ANSWER CHOICES	RESPONSES	
Yes	11.43%	4
No	17.14%	6
Not sure, but interested in getting more information	71.43%	25
TOTAL		35

How much time would you like to spend in participating in activities with the Climate Resiliency Workgroup? Select one.

Answered: 35 Skipped: 3



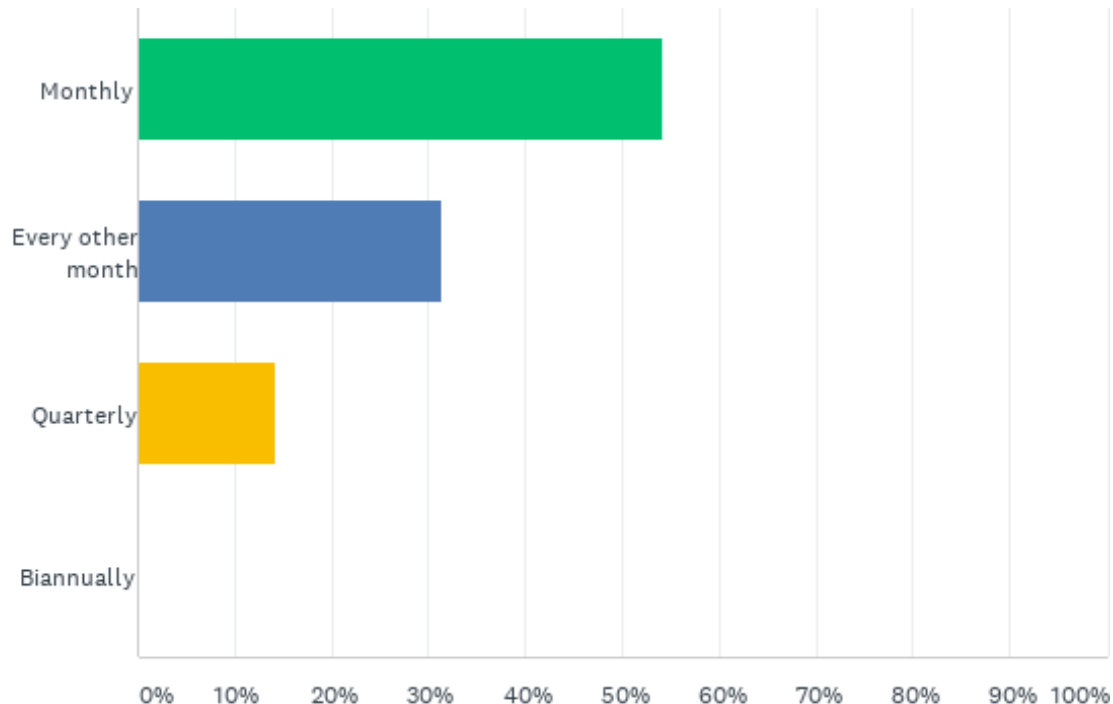
How much time would you like to spend in participating in activities with the Climate Resiliency Workgroup? Select one.

Answered: 35 Skipped: 3

ANSWER CHOICES	RESPONSES	
Less than 4 hours per month	71.43%	25
~ 8 hours per month	25.71%	9
~16 hours per month	0.00%	0
More than 16 hours per month	2.86%	1
TOTAL		35

How often would you be able to attend workgroup meetings? Select the response that works best with your availability.

Answered: 35 Skipped: 3



How often would you be able to attend workgroup meetings? Select the response that works best with your availability.

Answered: 35 Skipped: 3

ANSWER CHOICES	RESPONSES	
Monthly	54.29%	19
Every other month	31.43%	11
Quarterly	14.29%	5
Biannually	0.00%	0
TOTAL		35