

# The future of our Chesapeake Bay water quality criteria assessment – decision needs for 4D supported assessment

Peter Tango with collected input of ideas from DNR, MDE, VADEQ, USGS, UMCES  
colleagues 😊

USGS@CBPO

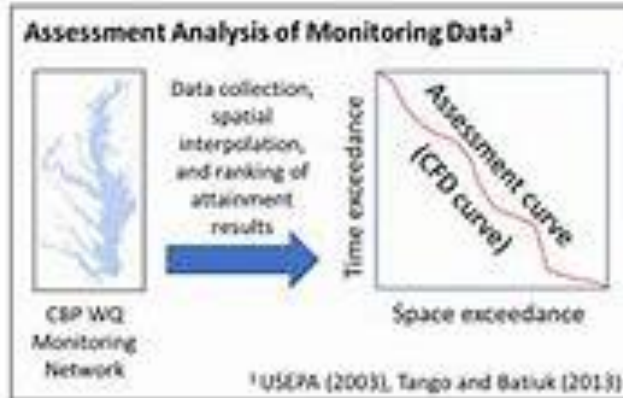
CAP WG

7-6-2023

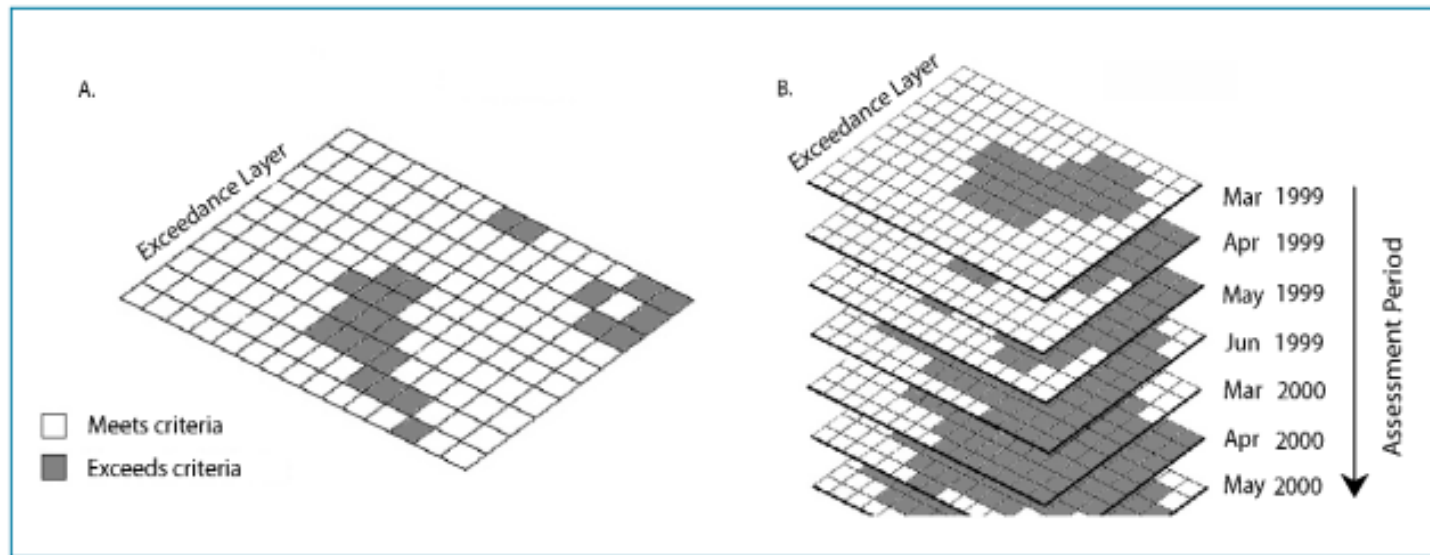
Assessing all  
criteria

A

### The Chesapeake Bay Water Quality Criteria Attainment Assessment Framework

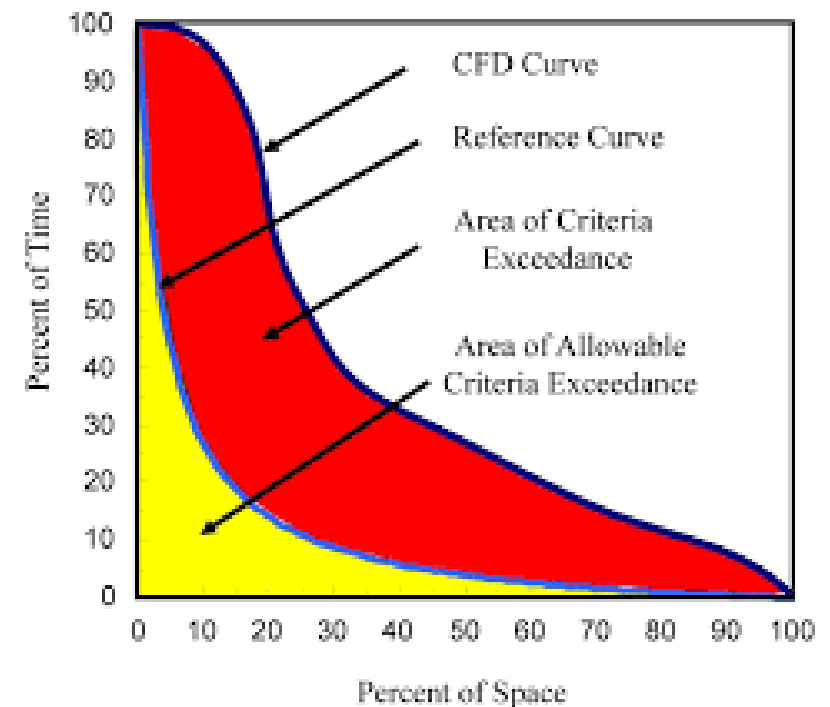


# For each habitat, all space is equally important for the assessment accounting



**Figure VI-4.** For a given sampling event, cells that exceed the criterion are determined by comparing the interpolator estimated water quality value in each cell (e.g., chlorophyll *a*) to the appropriate criterion value (a) as in Figure VI-3. The same process is repeated for each sampling event through the assessment period (b).

USEPA (2003): Criteria assessment accounting



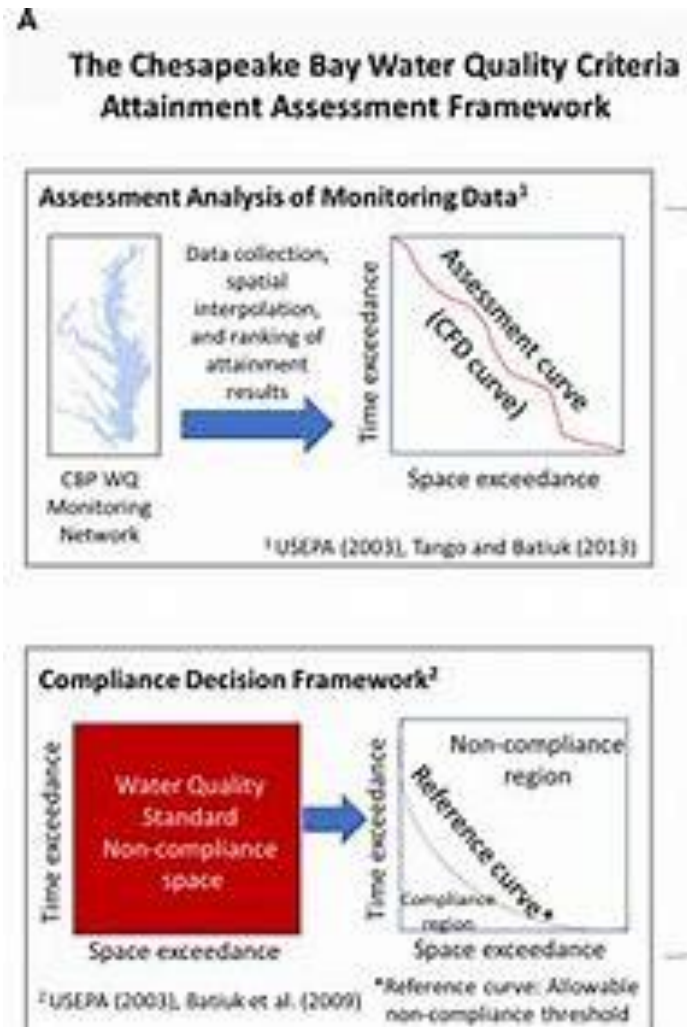
USEPA (2003): The CFD Attainment Test

Our d.o. criteria are:

- \* 30 day means
- \* 7 day means
- \* 1 day means
- \* Instantaneous minimum

Chlorophyll *a* has

- \* Seasonal means



Our d.o. criteria are:

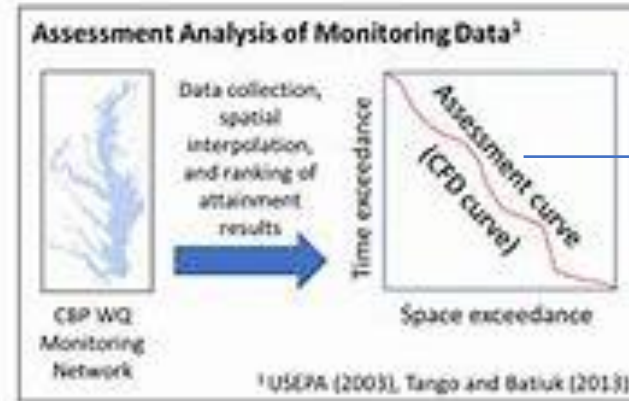
- \* 30 day means
- \* 7 day means
- \* 1 day means
- \* Instantaneous minimum

Chlorophyll a has

- \* Seasonal means

**A**

### The Chesapeake Bay Water Quality Criteria Attainment Assessment Framework



30 day Means have been 1-2 points in time (based on 1 or 2 cruises per month) – we have periodically discussed the sufficiency of so few data points



While we have used 1 data point in a month for representing a 30 day mean... we never used 1 data point a month to assess 7 day and 1 day means...

Our d.o. criteria are:

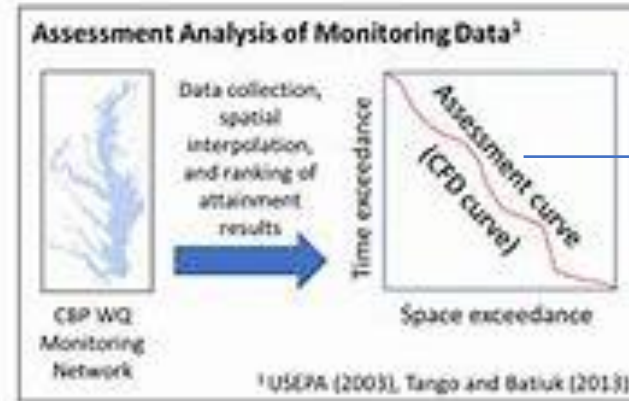
- \* 30 day means
- \* 7 day means
- \* 1 day means
- \* Instantaneous minimum

Chlorophyll a has

- \* Seasonal means

**A**

### The Chesapeake Bay Water Quality Criteria Attainment Assessment Framework



30 day Means have been 1-2 points in time (based on 1 or 2 cruises per month) – we have periodically discussed the sufficiency of so few data points



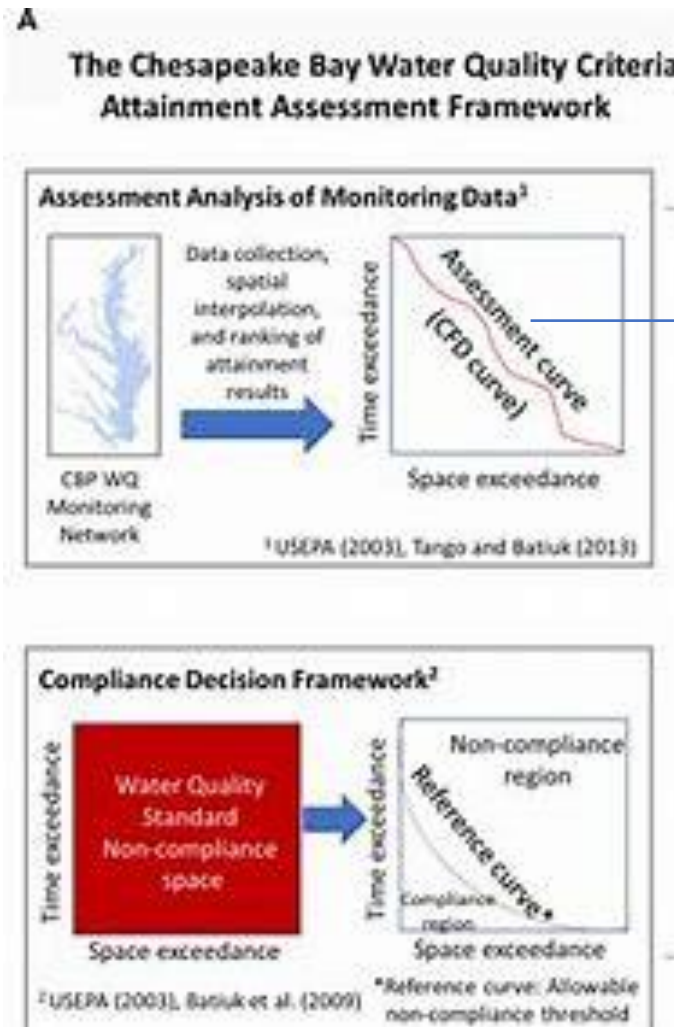
While we have used 1 data point in a month for representing a 30 day mean... we never used 1 data point a month to assess 7 day and 1 day means...

Our d.o. criteria are:

- \* 30 day means
- \* 7 day means
- \* 1 day means
- \* Instantaneous minimum

Chlorophyll a has

- \* Seasonal means



30 day Means have been 1-2 points in time (based on 1 or 2 cruises per month) – we have periodically discussed the sufficiency of so few data points

While we have used 1 data point in a month for representing a 30 day mean... we never used 1 data point a month to assess 7 day and 1 day means...



Our d.o. criteria are:

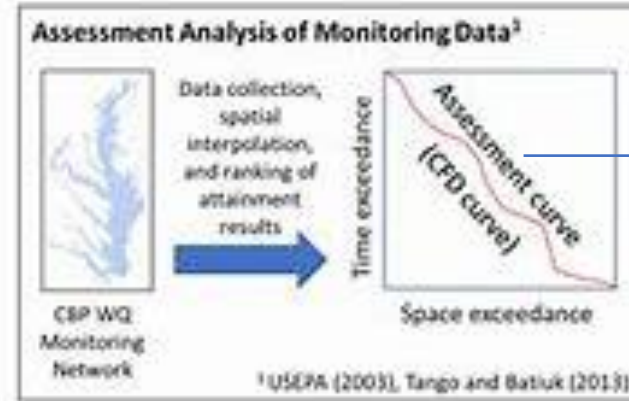
- \* 30 day means
- \* 7 day means
- \* 1 day means
- \* Instantaneous minimum

Chlorophyll a has

- \* Seasonal means

### A

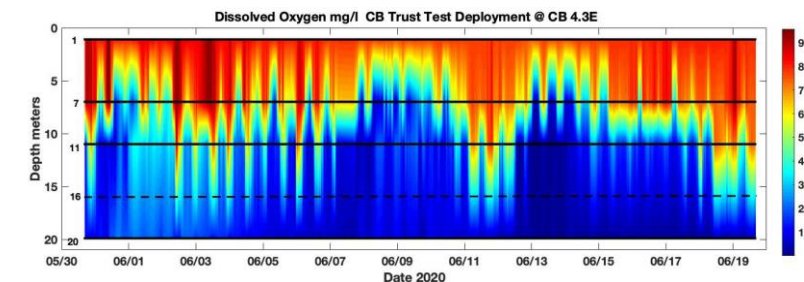
#### The Chesapeake Bay Water Quality Criteria Attainment Assessment Framework



30 day Means have been 1-2 points in time (based on 1 or 2 cruises per month) – we have periodically discussed the sufficiency of so few data points



While we have used 1 data point in a month for representing a 30 day mean... we never used 1 data point a month to assess 7 day and 1 day means...but now we have over 4K per depth per month to work with for 30d, 7d, 1d and IMs





# New 4-D water quality interpolation is under development (Bay Oxygen Research Group):

Space-time interpolation with GAMs

## Long term temporal patterns

*Smoothly varying change from observations aided by deterministic relationships with continuously available information (flow, wind, temperature, dynamic model output, etc)*

Key data example: Long-term fixed network



## Spatial structure

*Spatial autocorrelation; anisotropy in depth direction; deterministic relationships to other spatial data (bathymetry, satellite images, etc)*


Key data example: Dataflow



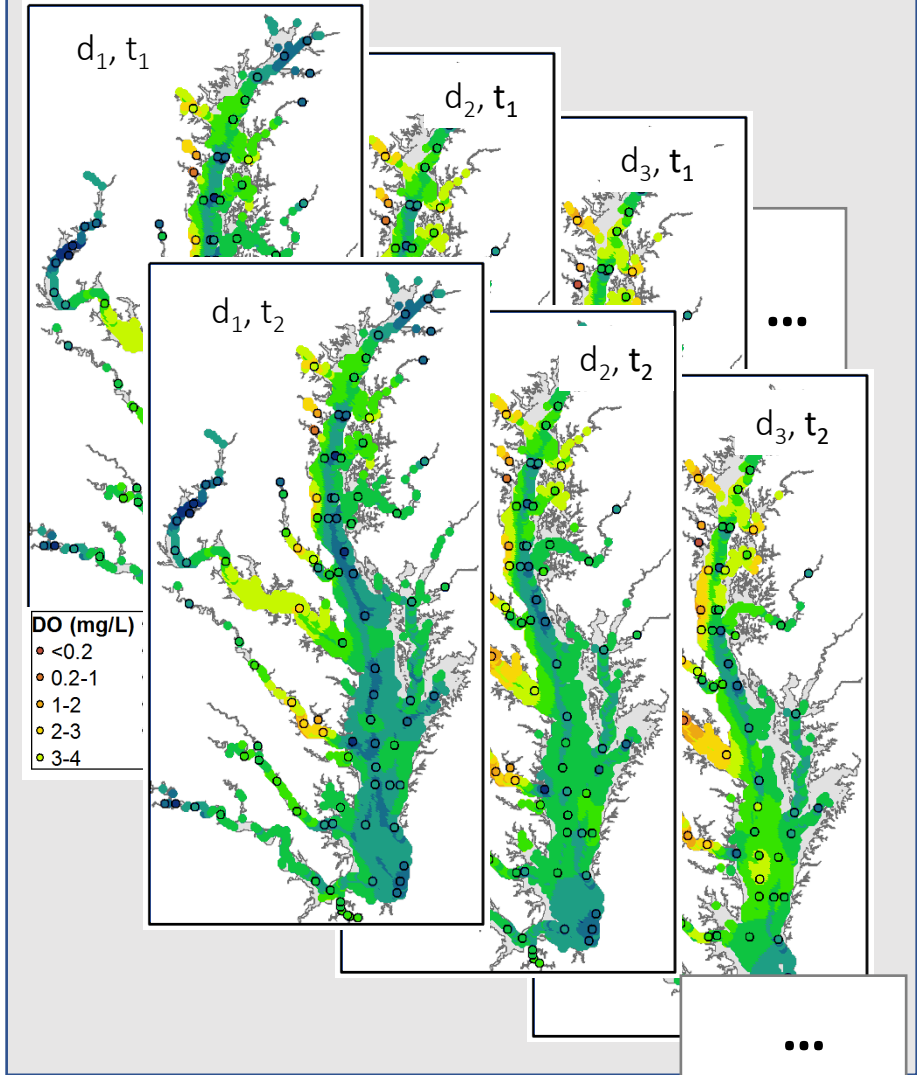
## Short term temporal variability

*Daily & tidal cycling, temporal autocorrelation, etc*

Key data example: Common



*"4d" Spatial & temporal estimates of DO*



# Where we are heading: Assessment of all Bay oxygen water quality criteria for 2025

A new analysis system, built on an expanded data collection effort, is envisioned that will allow assessment of all water quality criteria. Figure 1 shows the flow of information in the proposed system.

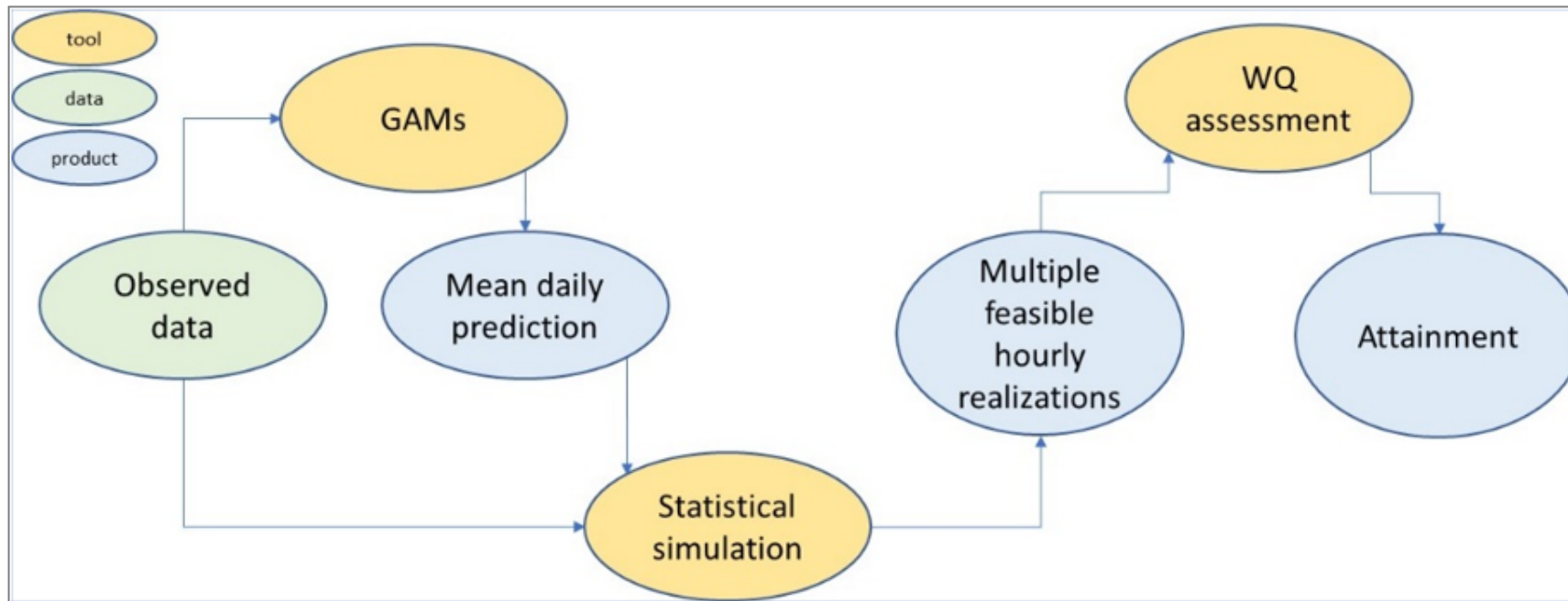


Figure 1: Interpolation and attainment assessment system

# Where we are heading: Assessment of all Bay oxygen water quality criteria for 2025

A new analysis system, built on an expanded data collection effort, is envisioned that will allow assessment of all water quality criteria. Figure 1 shows the flow of information in the proposed system.

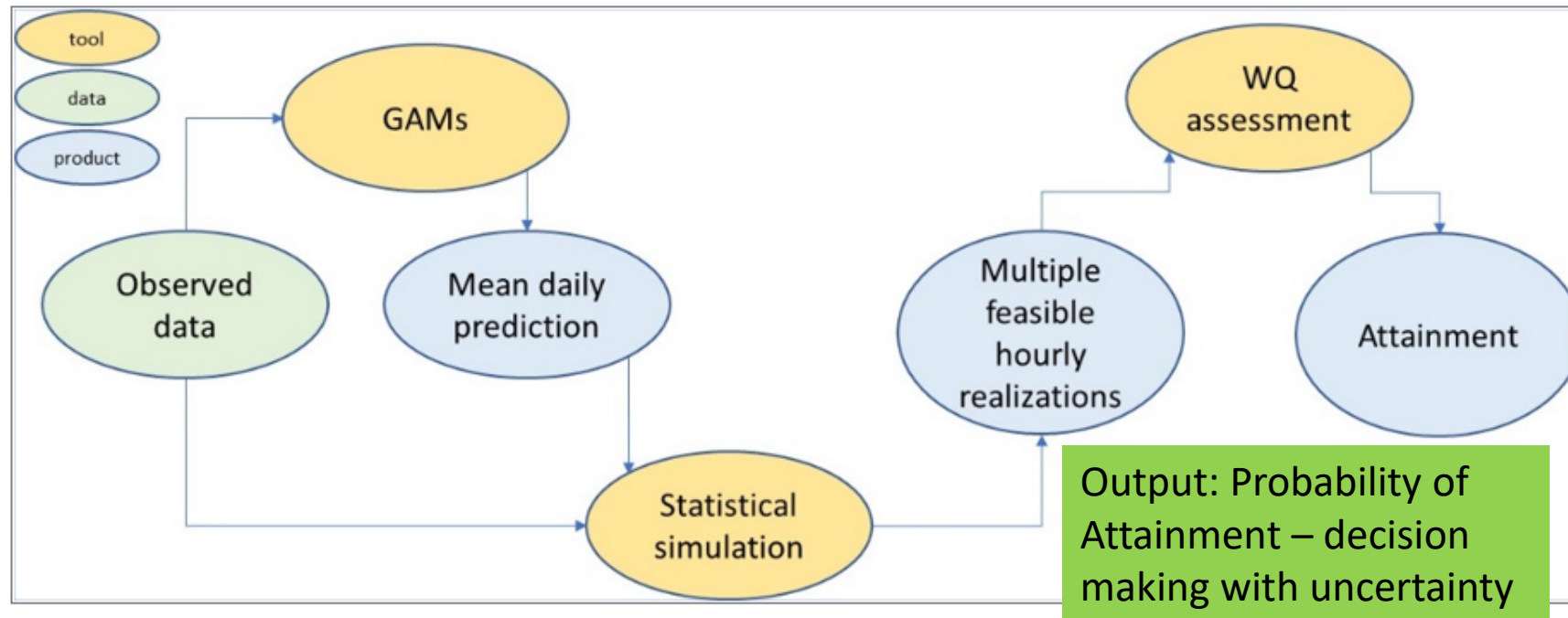
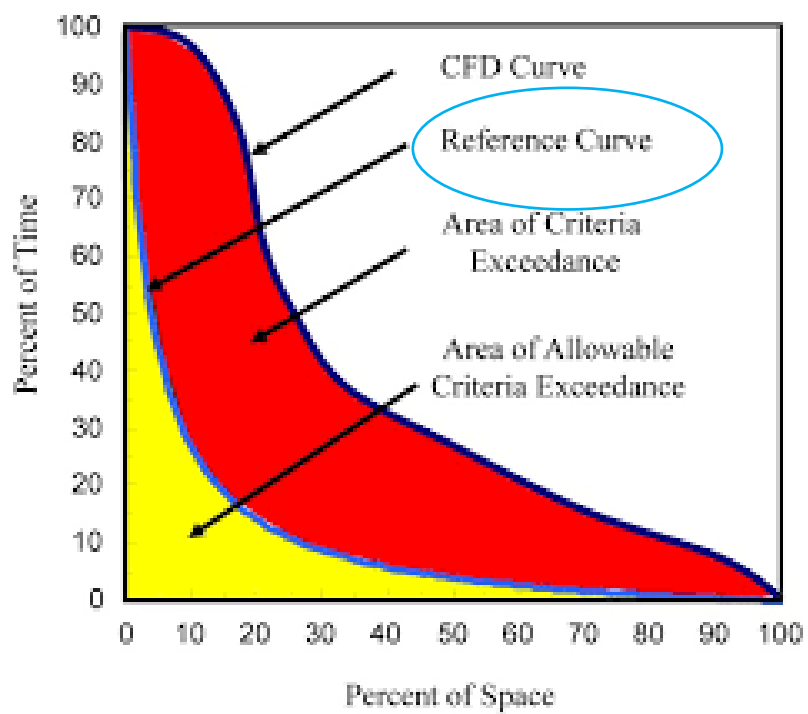


Figure 1: Interpolation and attainment assessment system



# Assessment accounting using published method

## – curvy decisions needed ahead



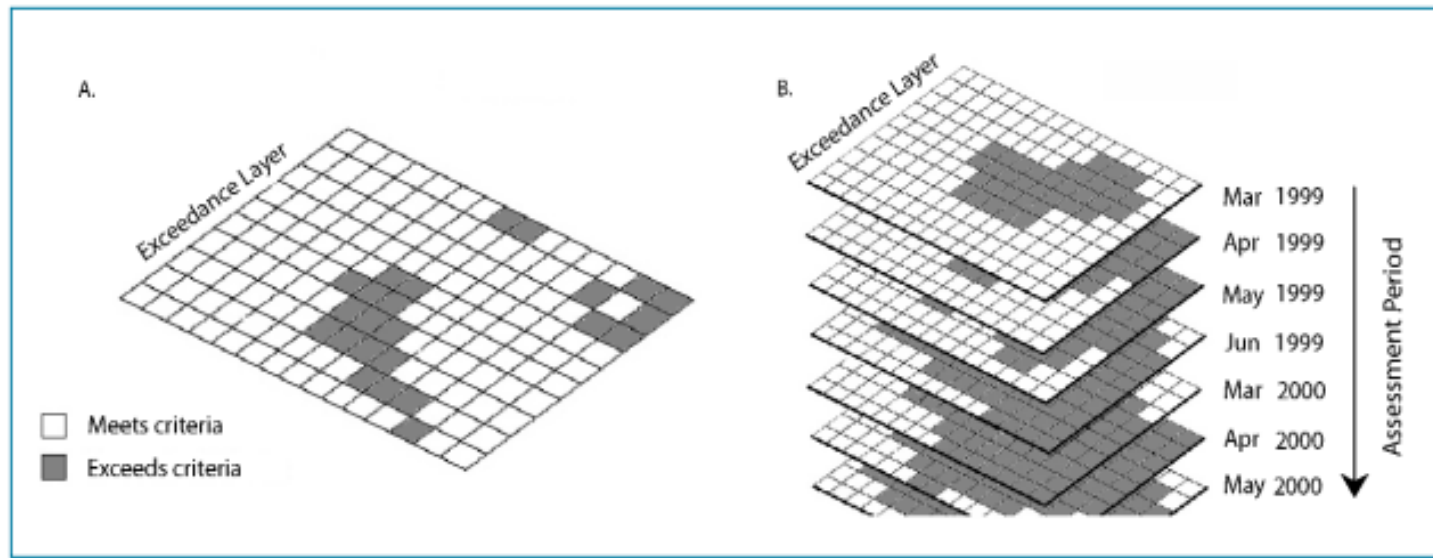
USEPA (2003): The CFD Attainment Test

D.O. Criteria	Presently	4D needs
30-day mean	10% reference curve	We can use 10% curve if we compute monthly means
7 day mean	No curve	Input needed – research needed?
1 day mean	No curve	Input needed – research needed?
Instantaneous min	Bioreference curve	Built originally on data from 2 cruises per month. Do we just use criterion as threshold? Research: Can new data provide support for a reevaluation of the IM bioreference?

# Question for EPA

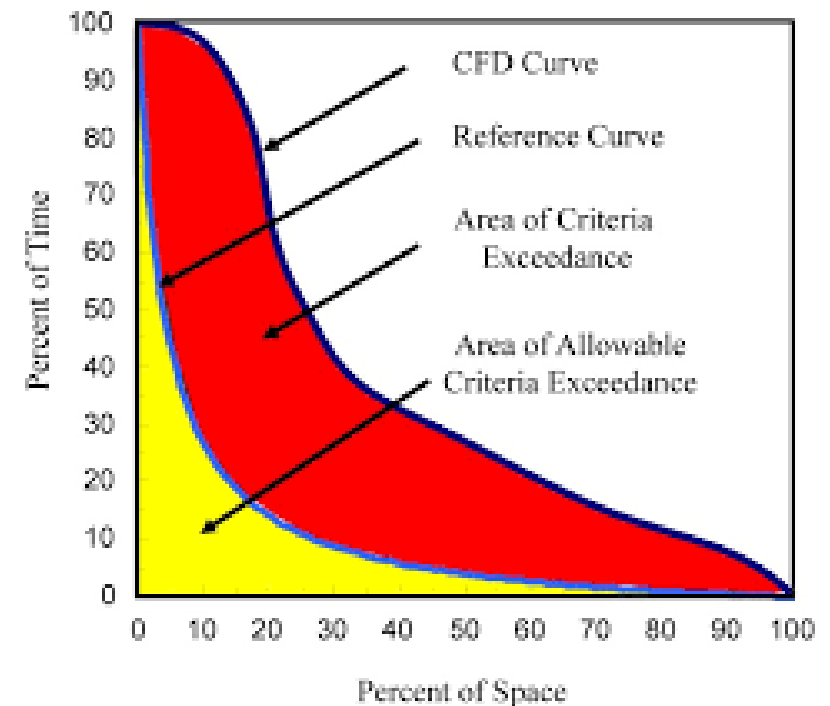
- Can we have interim decision rules between now and 4D application that uses a weight of evidence from the continuous monitoring data?
  - At a minimum, need a discussion with our friends in EPA Region 3 on this pathway for supporting our assessment futures.

# For each habitat, all space is equally important for the assessment accounting



**Figure VI-4.** For a given sampling event, cells that exceed the criterion are determined by comparing the interpolator estimated water quality value in each cell (e.g., chlorophyll *a*) to the appropriate criterion value (a) as in Figure VI-3. The same process is repeated for each sampling event through the assessment period (b).

USEPA (2003): Criteria assessment accounting



USEPA (2003): The CFD Attainment Test



# The deep water seasonal hypoxia is important - loss of thermal refuge, forage, nutrient cycling feedbacks...

