

# ChesapeakeProgress:

## Communicating Watershed Agreement Funding


A Presentation to the Enhance Partnering, Leadership and Management GIT

Feb. 7, 2017



# FUNDING

A need-to-know item for the oversight  
groups that track our progress toward the  
*Chesapeake Bay Watershed Agreement*




## THE CHESAPEAKE BAY RESTORATION SPENDING CROSS-CUT

Helps us take a big  
step forward in  
reporting state and  
federal funding...



...in spite of its  
caveats.



## WE NEED FEEDBACK FROM OUR SUBJECT MATTER EXPERTS

- On how the data has been “sliced and diced”
- On the questions that remain
- On our path forward




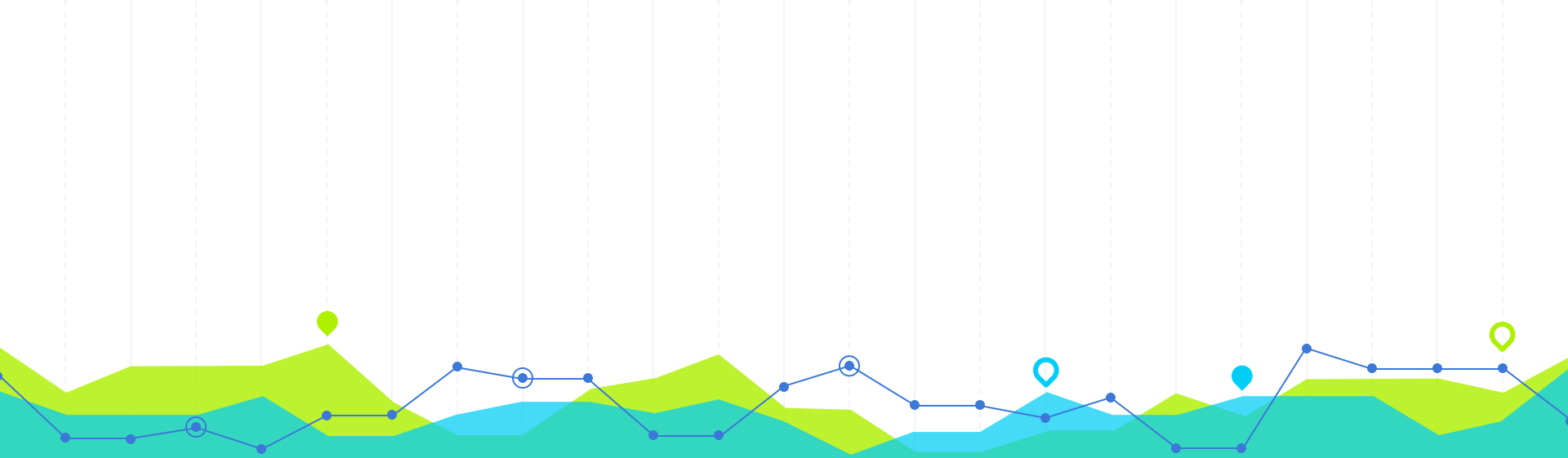
## OUR PLAN

**BFWG:** Discuss information about partnership-wide spending.

**FOD:** Discuss information about federal agency spending.

Ensure the accuracy and improve the clarity of ChesapeakeProgress.






# 1. Summary Spending

## SUMMARY CHART: QUESTIONS ONE & TWO

Is this visualization of overall spending data useful?

Should we depict change over time (fiscal 2014, 2015, 2016 and/or 2017) or only the most recent year (fiscal 2016)?

*B&FWG/FOD Recommendation: Depict fiscal 2014, 2015 and 2016.*



# Fiscal 2016 Funding for Watershed Restoration

---

Federal Agency Spending

\$536M

State Program Spending

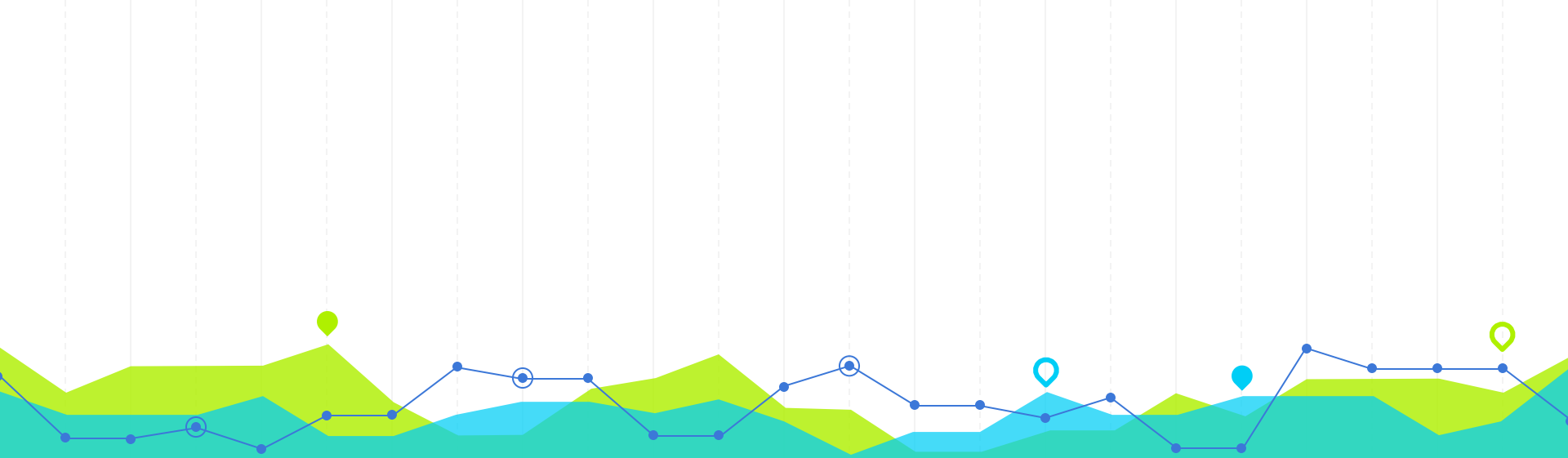
\$1.233B



Share

infogr.am





## 2. Federal Spending

## FEDERAL SPENDING: QUESTION ONE

How **finely** do we want to report federal funding data?

Option A: Report funding by the **departments** that make up the Federal Leadership Committee for the Chesapeake Bay.

Option B: Report funding by the **agencies** that are **part of the departments** that make up the Federal Leadership Committee for the Chesapeake Bay.

*FOD Recommendation: Offer both options. Include text (to be generated by FOD members) that explains how each federal agency generally spends their funds.*



## FEDERAL SPENDING: QUESTION TWO

### Option A

The U.S. Environmental Protection Agency and Departments of Agriculture, Commerce, Defense, the Interior and Transportation.

### Option B

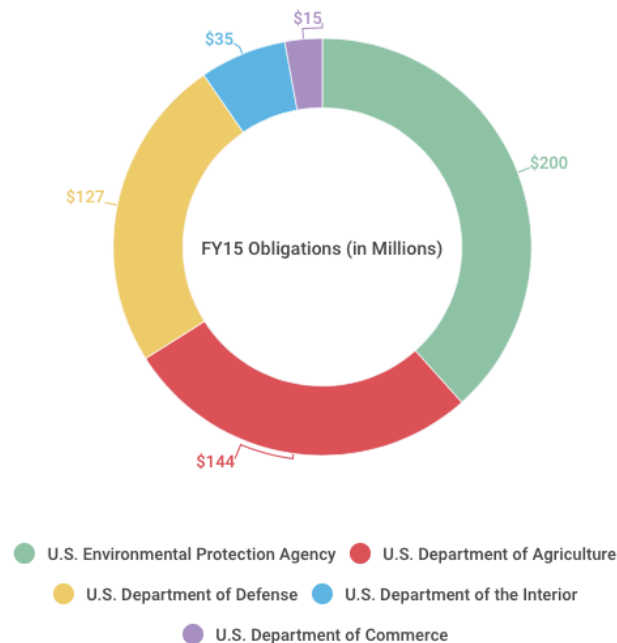
The U.S. Environmental Protection Agency, Animal and Plant Health Inspection Service, Agricultural Research Service, Economic Research Service, Farm Service Agency, Forest Service, Natural Resource Conservation Service, National Institute of Food and Agriculture, Office of the Chief Economist, National Oceanic and Atmospheric Administration, Army Corps of Engineers, Department of Defense (non-Army Corps), U.S. Fish and Wildlife Service, National Park Service and U.S. Geological Survey.



# Federal Agency Spending for Watershed Restoration

FY15 Obligations (in Millions)

FY16 Operating Level (in Millions)



Share

infogr.am

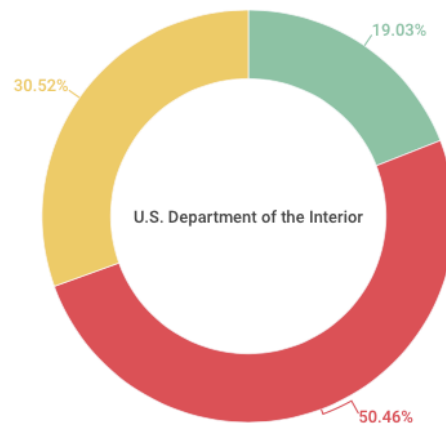
# Fiscal 2016 Federal Agency Spending for Watershed Restoration

<

U.S. Department of the Interior

▼

>

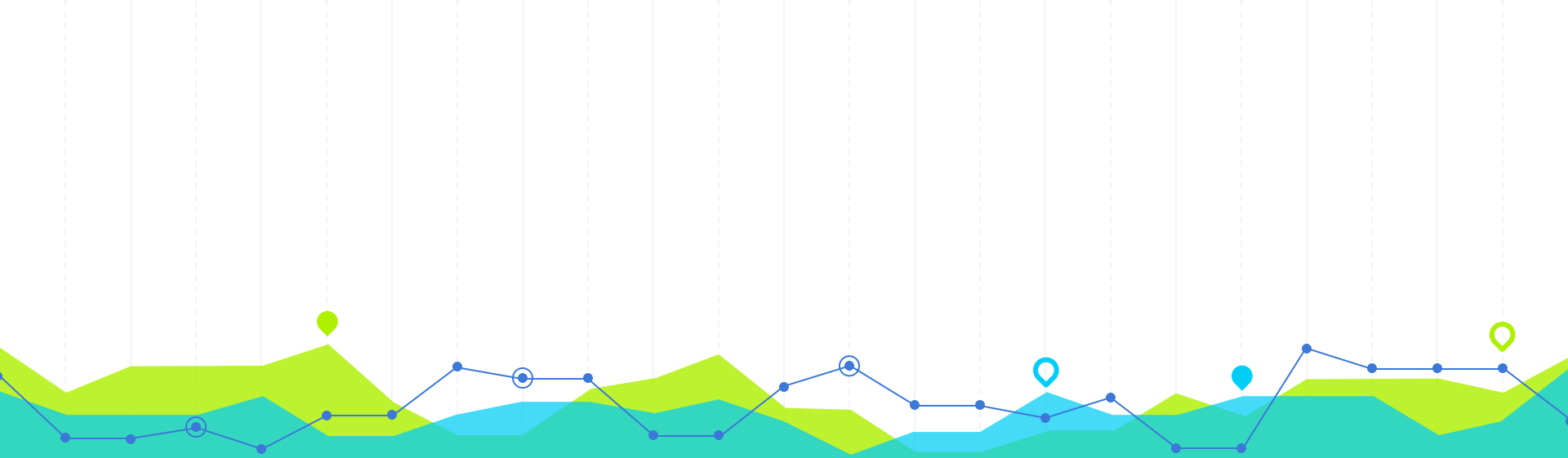


● National Park Service ● U.S. Fish and Wildlife Service

● U.S. Geological Survey

Share

infogr.am



# 3. State Spending

## STATE SPENDING: QUESTION ONE

When reporting state funding, should we report (a) state program totals, or  
(b) state program totals + federal funds received?

e.g.,

(a) Pennsylvania invested \$40M in fiscal 2016

vs.

(b) Pennsylvania invested \$57M in fiscal 2016  
(\$40M in state program funds + \$17M in federal funds received)

*B&FWG/FOD Recommendation: Report state program totals in all charts.  
Report federal funds received as reported by jurisdictions in text, where  
appropriate.*




## STATE SPENDING: QUESTION TWO

How **finely** do we want to report state funding data?

Option A: Report funding by the jurisdictions within the watershed.

Option B: Report funding by the governmental agencies within each jurisdiction.

*B&FWG/FOD Recommendation: Offer both options.*





## STATE SPENDING: QUESTION TWO

### Option A

Delaware, District of Columbia, Maryland, New York, Pennsylvania, Virginia and West Virginia.

### Option B

DNREC; DC Water, DOEE, DOT; MDA, MSDE, MDE, MDNR, MDOP, MDOT, ALPF, Higher Education, Program Open Space, Rural Legacy; NYDAM, NYDEC, Environmental Facilities Corporation; PDEP, PDNR, Conservation Commission, Infrastructure Investment Authority; VDCR, VDEQ, VDGIF, VDOT, VMRC; and WVDEP, Infrastructure and Jobs Development Council.

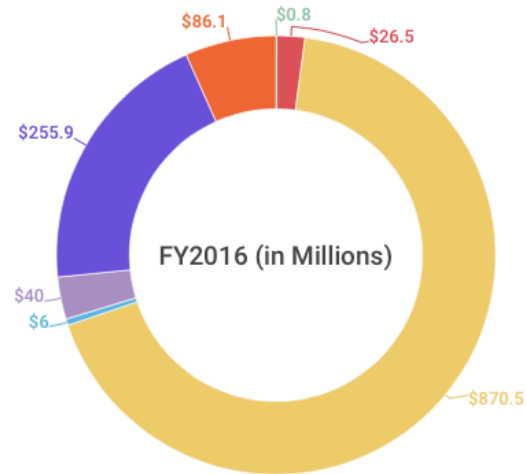


# State Program Spending for Watershed Restoration

FY2015 (in Millions)

FY2016 (in Millions)

FY2017 (in Millions)



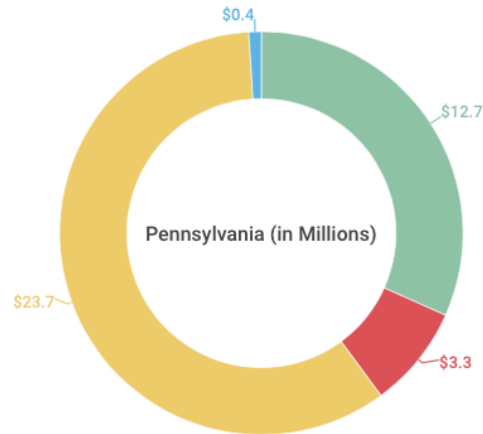
Delaware District of Columbia Maryland New York  
Pennsylvania Virginia West Virginia

Share


infogr.am

# Fiscal 2016 State Program Spending for Watershed Restoration

< Pennsylvania (in Millions) >



- Department of Environmental Protection
- Department of Natural Resources
- Conservation Commission
- Infrastructure Investment Authority




## 4. Next Steps

## COMPILING CURRENT INFORMATION

**GIT 6: Feb. 7**

**Provide information at  
first Biennial Strategy  
Review System  
Meeting: Feb. 8**

**Publish content on  
ChesapeakeProgress.**



## IMPROVING FUTURE INFORMATION

Identify ways to  
incrementally improve data.

Consider requesting  
funds spent by Goal in  
2017.

Explore DOD  
approach to reporting  
funds spent by  
Outcome.



# THANKS!

## Any questions?

Presentation Template by SlidesCarnival

