



# EPA Evaluations of the Phase III WIPs

Lucinda Power

EPA CBPO

Federal Facilities Conference Call – January 14, 2020



# Purpose & Evaluation of Phase III WIPs

- Each jurisdiction agreed to develop WIPs to set out an adaptable approach to implement numeric and programmatic commitments to achieve the 2025 water quality goals.
- EPA helps provide accountability and assess whether (1) each jurisdiction's WIP sets out adequate commitments to meet the 2025 goals and (2) whether there is an adequate level of confidence that the jurisdiction will achieve those specific commitments.



# Phase III WIP Review and Evaluation

- Jurisdictions submitted final Phase III WIPs to EPA on August 23, 2019
- On December 19, 2019, EPA released its evaluations of the jurisdictions' Phase III WIPs
- EPA's evaluations focused on highlighting numeric and programmatic strengths as well as opportunities and recommendations for enhancements
- Evaluations also emphasized continued EPA oversight and assistance to jurisdictions to help ensure 2025 water quality goals are achieved

# Achievement of Phase III WIP Targets

Jurisdiction	Meets Statewide Nitrogen Planning Targets?	Meets State-Basin Nitrogen Planning Targets?
Delaware	✓	✓
District of Columbia	✓	✓
Maryland	✓	✓
New York	✗ (Gap: ~1M lbs.)	✗
Pennsylvania	✗ (Gap: ~10M lbs.)	✗
Virginia	✓	✓
West Virginia	✓	✓

# Where are the Reductions Coming From?

<b>Jurisdiction</b>	<b>Phase III WIP Rate of Nitrogen Reduction (2019-2025)</b>	<b>Responsible Sector(s) for Majority of Reductions</b>	<b>Increased Level of Effort (2019-2025)</b>
Delaware	5 times greater than rate since TMDL	Agriculture	5 times greater than what's been achieved since TMDL
District of Columbia	Already meets with 2018 progress	Developed lands and streams	4 times greater than what's been achieved since TMDL
Maryland	2.2 times greater than rate since TMDL	Agriculture and Wastewater	6 times greater than what's been achieved since TMDL (Ag)
New York	10 times greater than rate since TMDL	Developed, Agriculture, and Wastewater	More reliance on developed
Pennsylvania	6 times greater than rate since TMDL	Agriculture	67 times greater than what's been achieved since TMDL
Virginia	Same as rate since TMDL	Agriculture	14 times greater than what's been achieved since TMDL
West Virginia	Already meets with 2018 progress	Agriculture	3 times greater than what's been achieved since TMDL

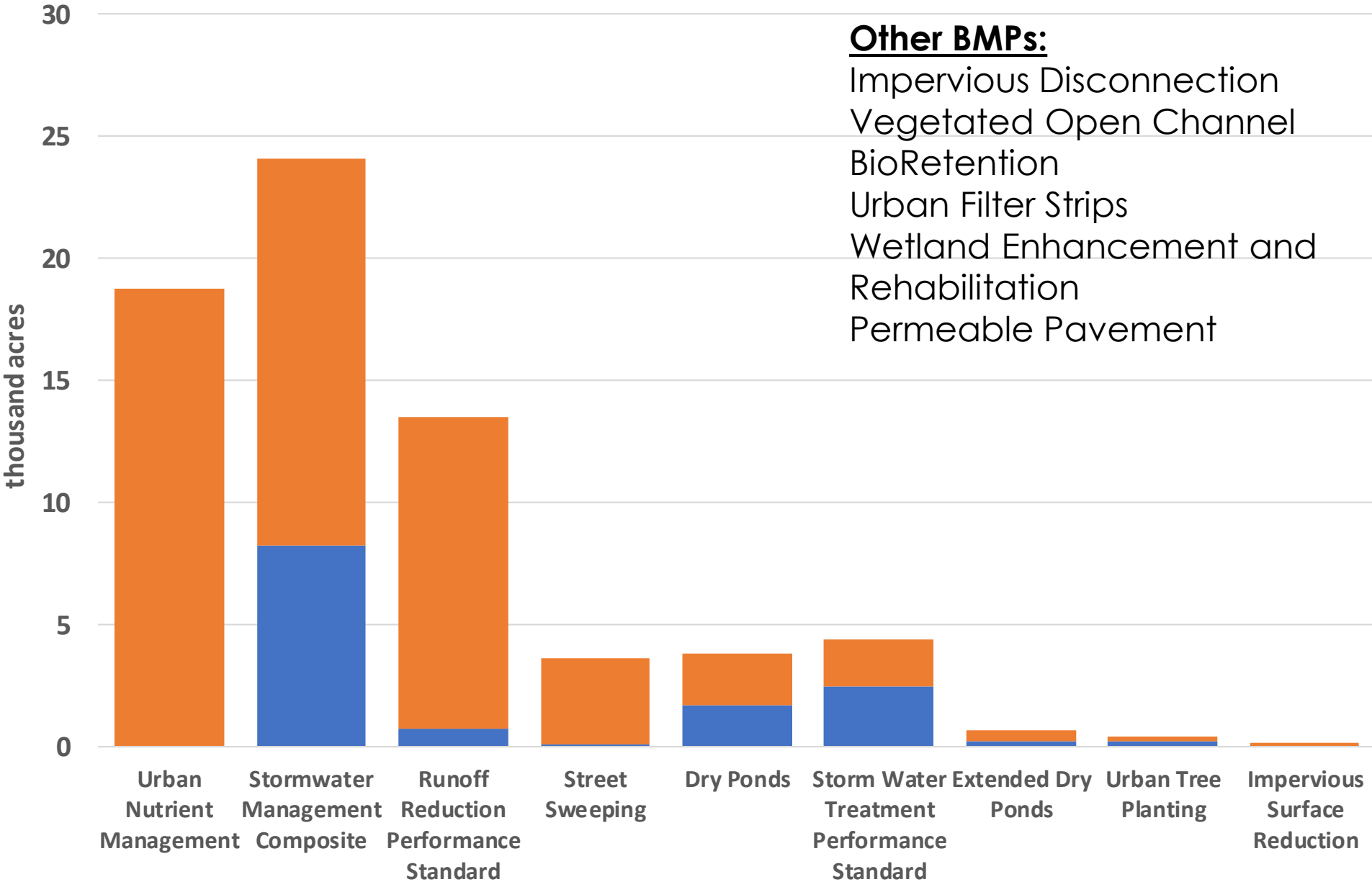


# Key Recommended Enhancements

- Numeric BMP implementation targets for the 2021-2022 milestone period for BMPs expected to account for at least 60% of the nitrogen reductions between now and 2025.
  - Rationale: increase confidence that practices that account for the majority of nitrogen load reductions will be implemented
- Develop specific programmatic milestones within the 2020-2021 milestone period for its key agricultural and urban/suburban stormwater WIP initiatives, including for those BMPs expected to provide the most significant load reductions.
- Provide information how its proposed or new strategies, legislative programs, incentive programs, compliance programs, additional resources and/or funding mechanisms support specific BMPs and any contingencies for funding should there be gaps.
  - Rationale: support significant increases in implementation for agricultural and stormwater practices without supporting documentation and funding needs (WIP calls for 10-fold increase in implementation in some cases).

Department of Defense

2018 2025 WIP 3

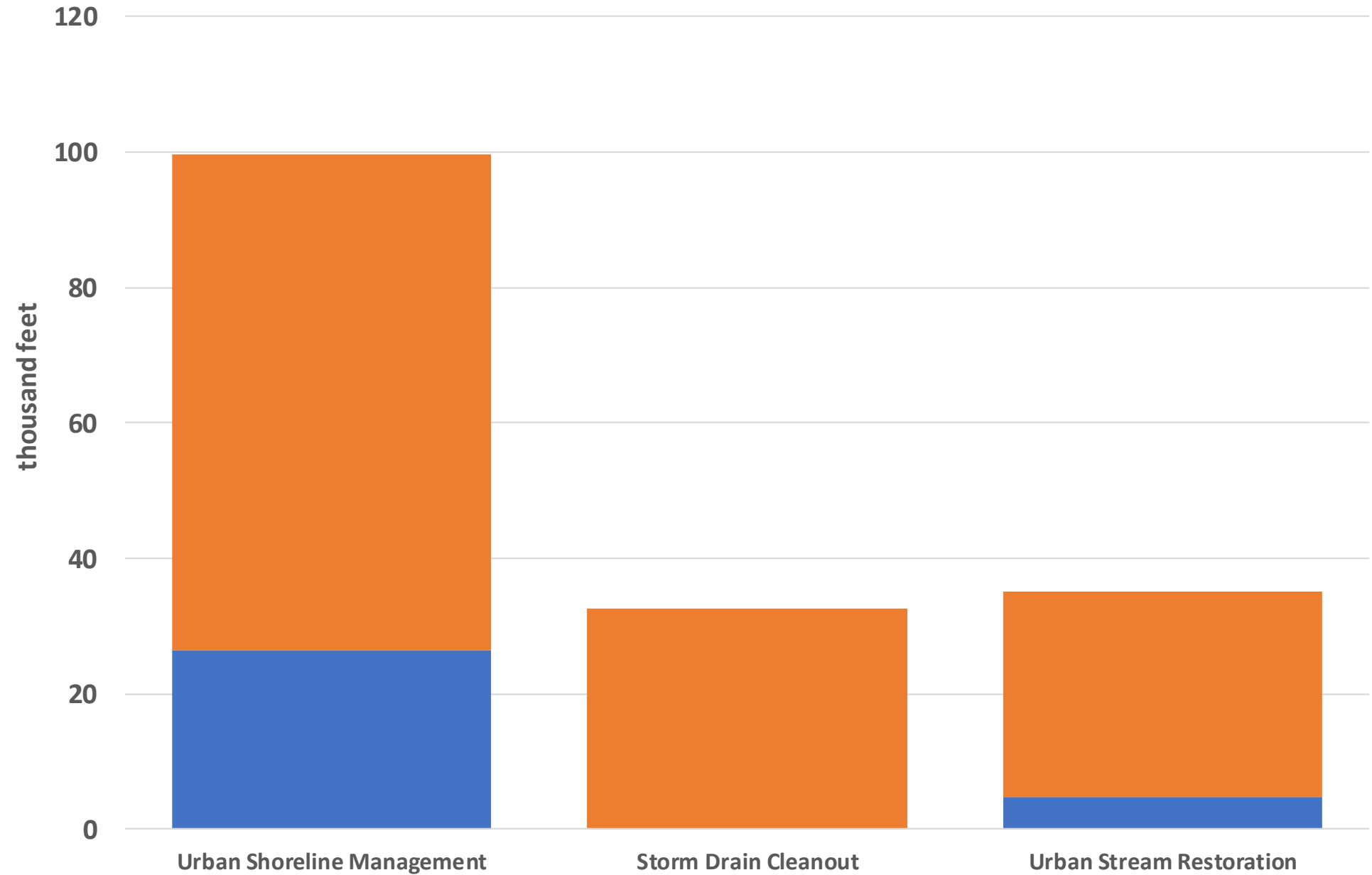


**Other BMPs:**

Impervious Disconnection  
Vegetated Open Channel  
BioRetention  
Urban Filter Strips  
Wetland Enhancement and Rehabilitation  
Permeable Pavement

## Department of Defense

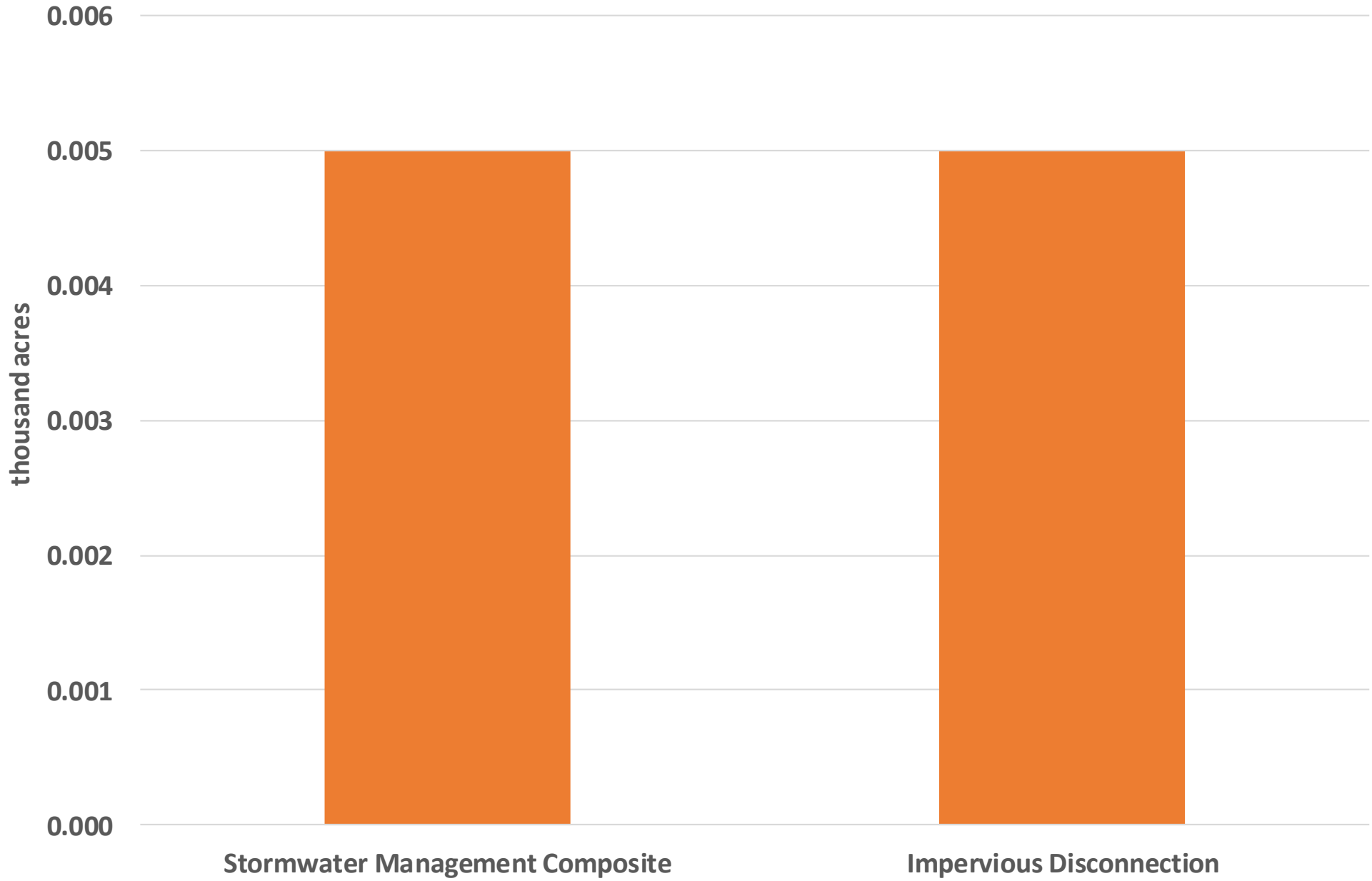
■ 2018 ■ 2025 WIP 3





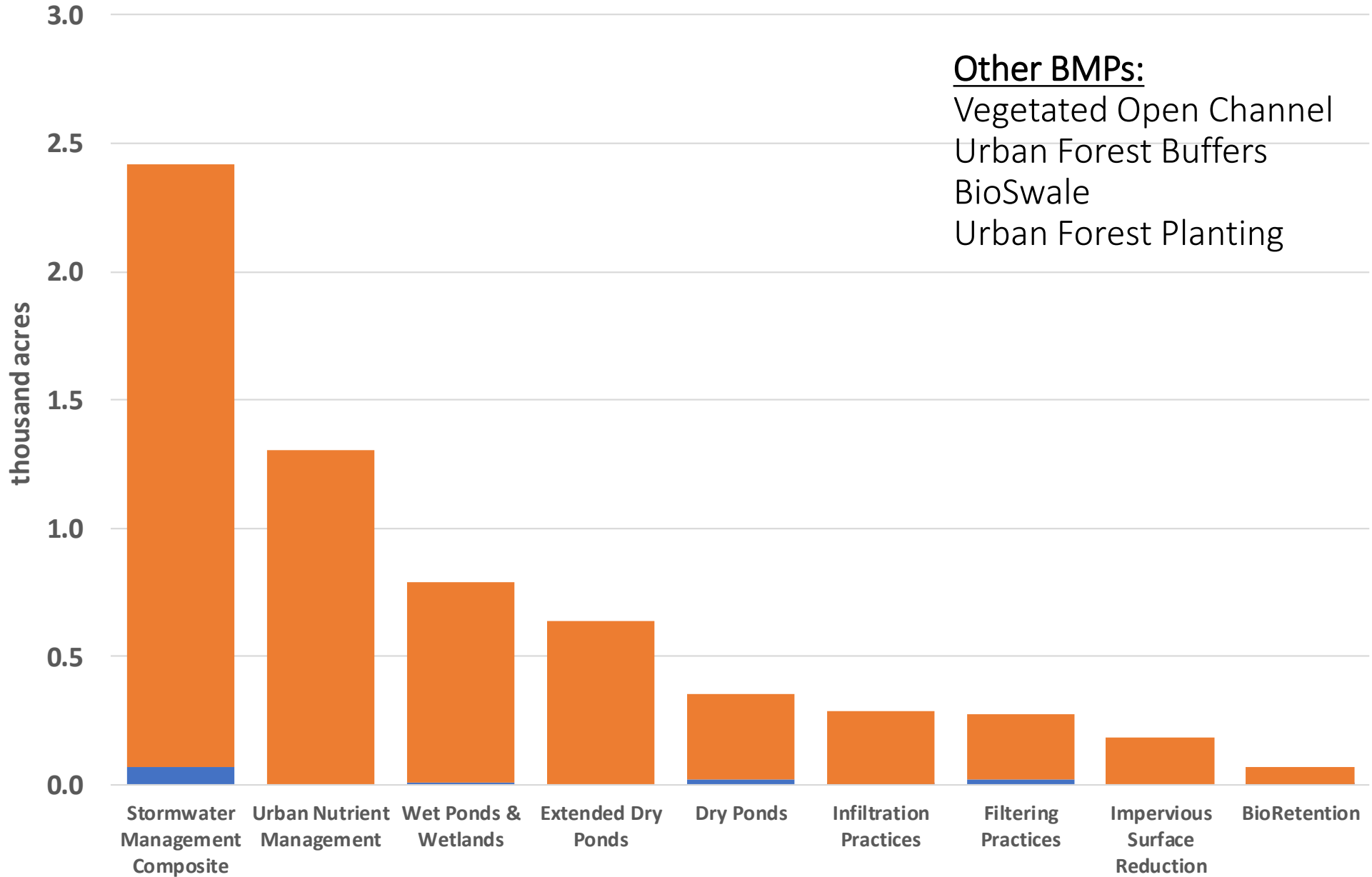
## Agricultural Research Service

■ 2018 ■ 2025 WIP 3



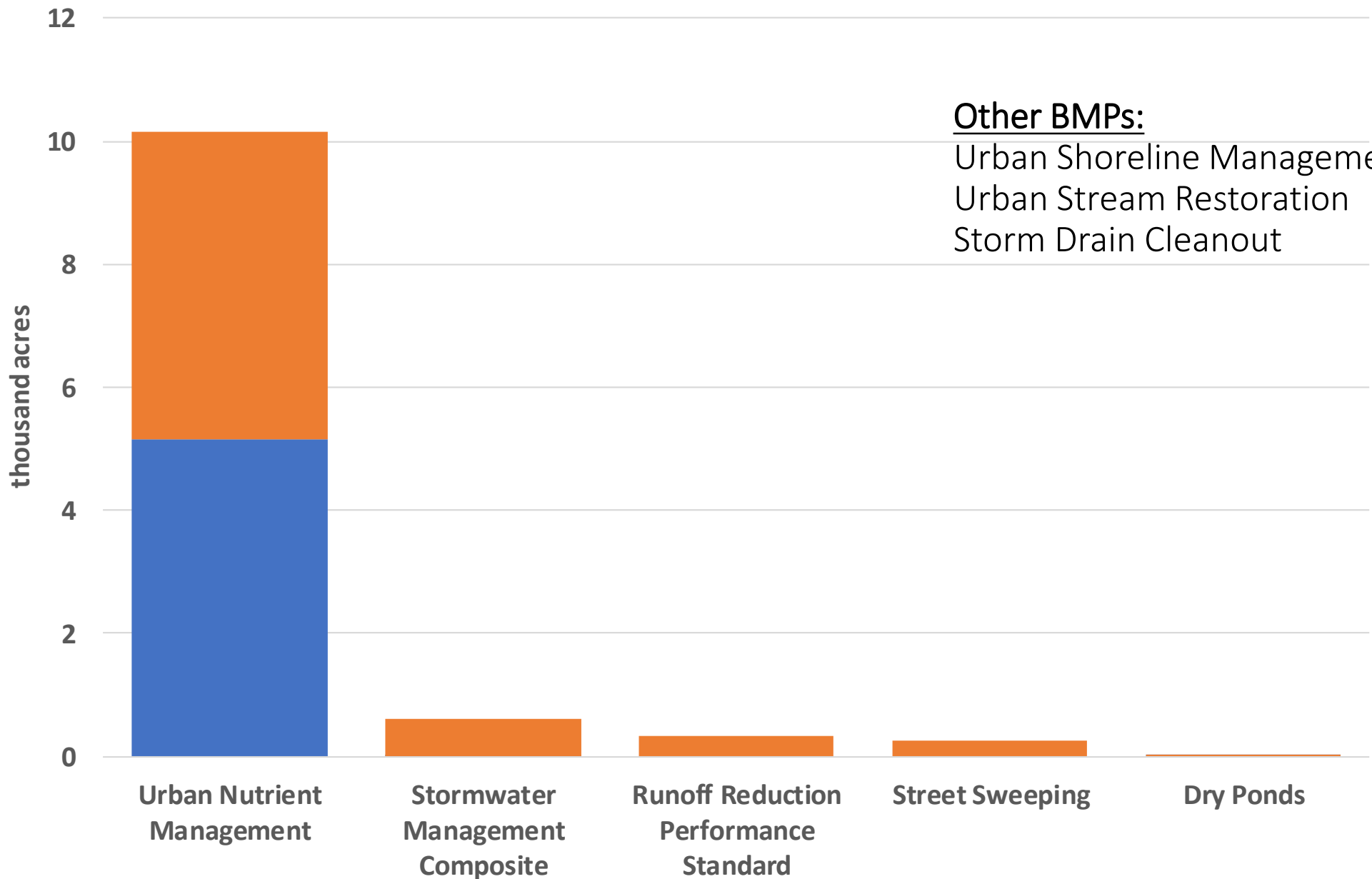
## Other Federal

■ 2018 ■ 2025 WIP 3



## Fish and Wildlife

■ 2018 ■ 2025 WIP 3

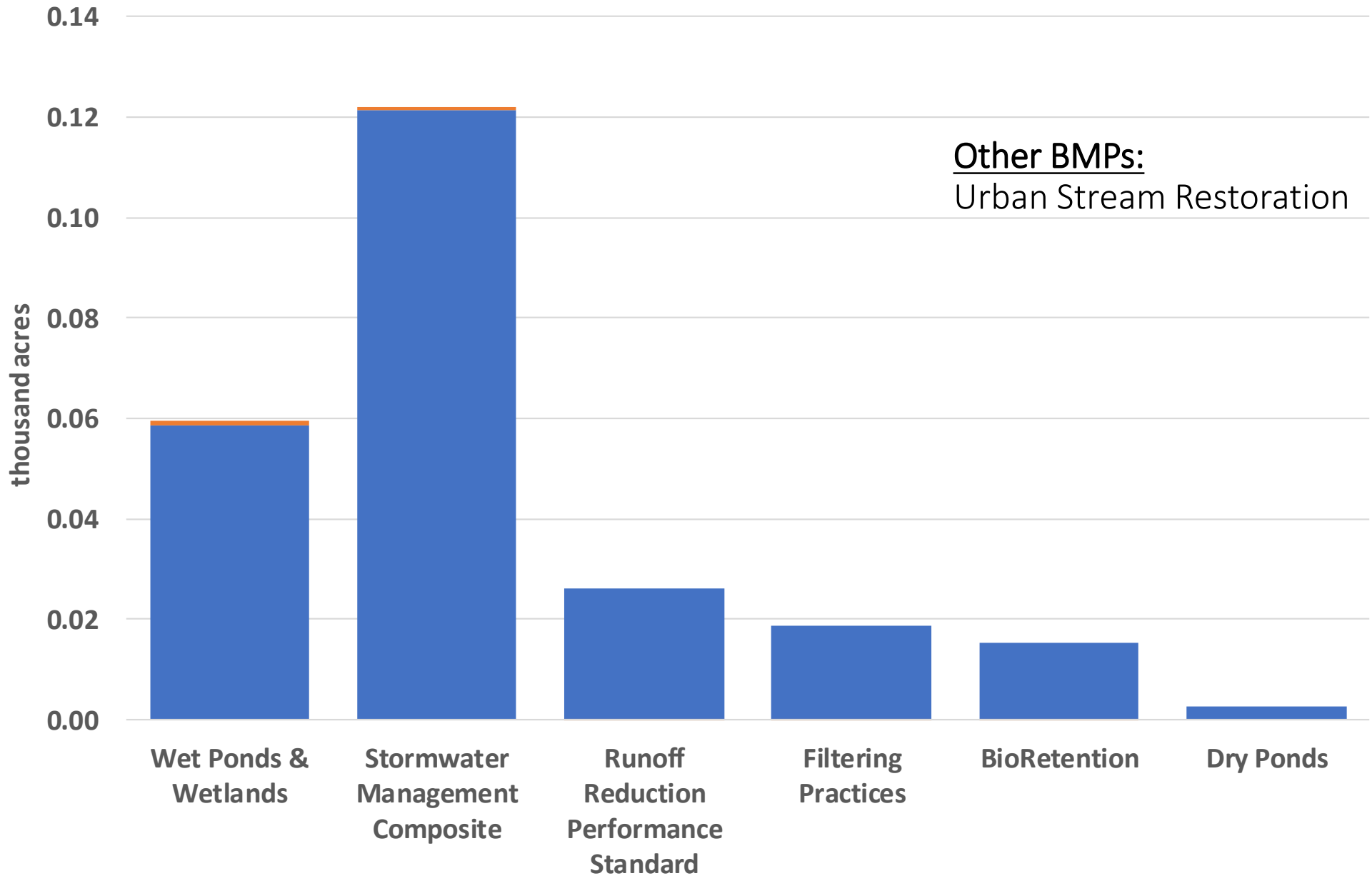


### Other BMPs:

Urban Shoreline Management  
Urban Stream Restoration  
Storm Drain Cleanout

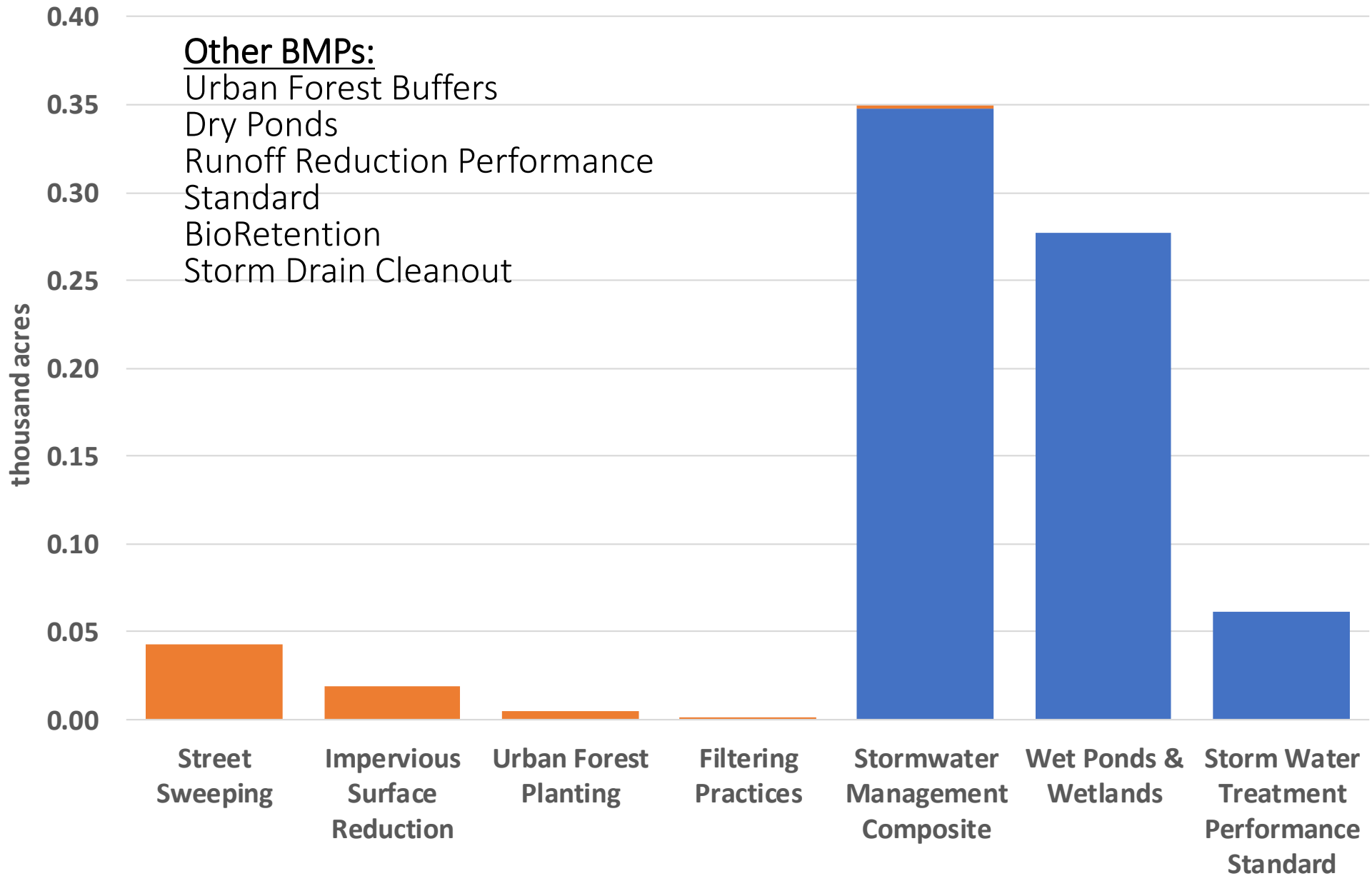
# GSA

2018 2025 WIP 3



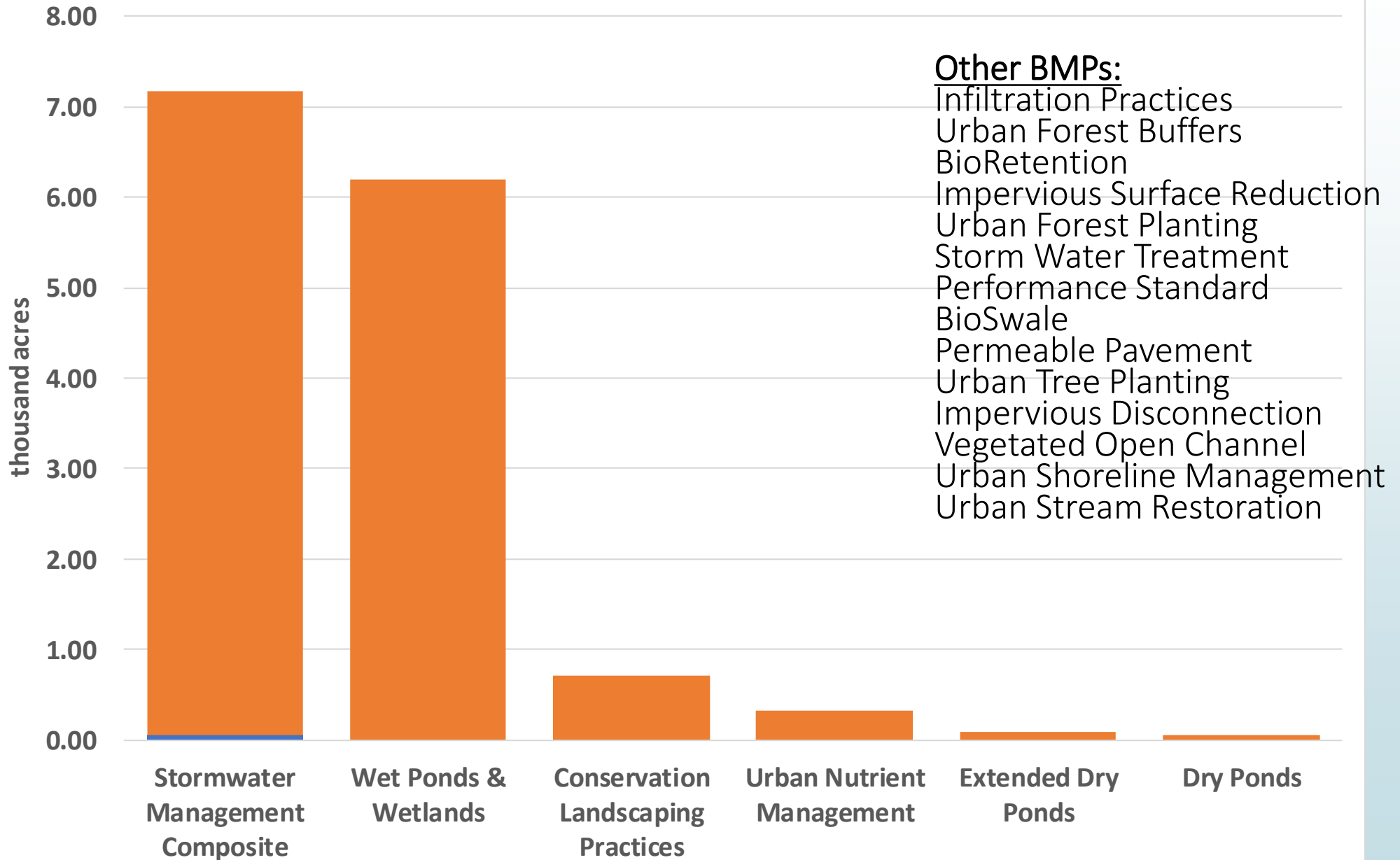
# NASA

■ 2018 ■ 2025 WIP 3



## National Park Service

■ 2018 ■ 2025 WIP 3





# Other Tracked Agencies

- There is nothing new planned in WIP 3 for Smithsonian and Forest Service



# EPA Oversight and Assistance

- Annual Chesapeake Bay grants and WIP assistance funding
- Assist in targeting practices in higher loading counties
- Assist in conducting assessments at local levels, including water quality monitoring data, model analyses, high-resolution land cover, improved stream networks, BMP opportunity layers, and application of management-relevant research findings (See Data Dashboard)
- Continue permit review and enforcement and compliance responsibilities
- Assist the jurisdictions with federal coordination and participation in WIP and two-year milestone development and implementation