

Integrative Assessment of the Quality of Shallow Tributary Forage Habitats for Striped Bass in Chesapeake Bay



Matthew B. Ogburn, Katrina P. Lohan, Anson H. Hines



Smithsonian
Environmental Research Center



@SERCfisheries
@SERCMarDisease

Forage report: Key forage taxa



Assessing the Chesapeake Bay Forage Base: Existing Data and Research Priorities

STAC Workshop Report

November 12-13, 2014

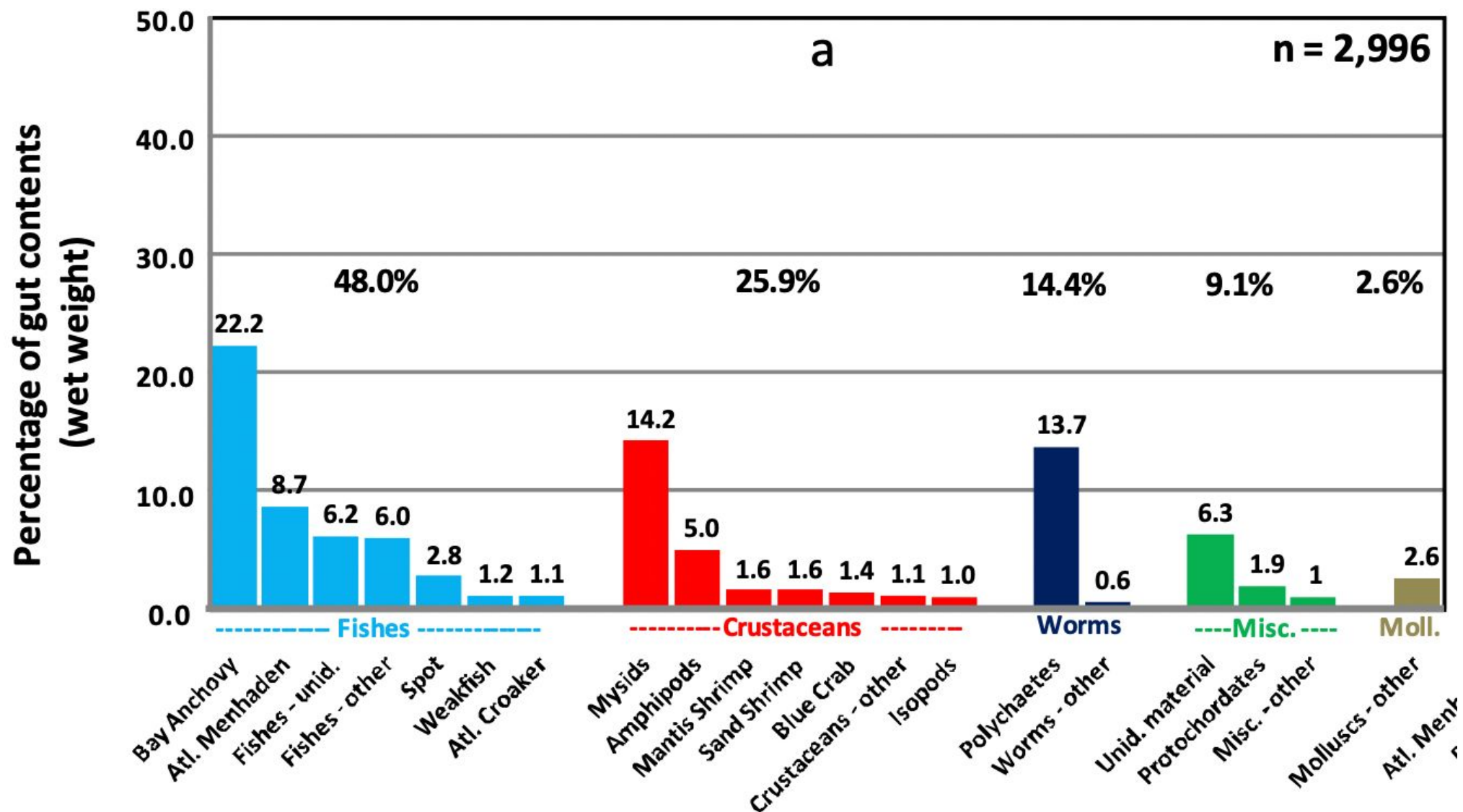
Solomons, Maryland



STAC Publication 15-005

<i>A</i>	<i>b</i>	<i>c</i>
Key taxa or species (in order of importance)	Additional important taxa or species (alphabetical)	Additional important taxa or species identified by participants as under-represented in diet analysis
Bay Anchovy	Atlantic Menhaden	American Shad & river herrings
Polychaetes	Atlantic Rock Crab	Mummichog & Killifishes
Mysids	Blackcheek Tonguefish	Gizzard Shad
Amphipods and Isopods	Blue Crab*	Atlantic Silverside
Mantis Shrimp	Flatfishes	Small Bivalves**
Spot	Kingfish	
Weakfish	Lady Crab	
Sand shrimp	<i>Macoma</i> clams	
Atlantic Croaker	Mud crab	
Razor Clams	Spotted Hake	

Forage report: Striped bass diet from ChesMMAP



Research questions

1. Are the important forage taxa similar in shallow tributary habitats?
2. Do forage and nutrition differ...
 - a) among age classes?
 - b) among tributaries?
 - c) with salinity?

Project approach

Young-of-year (YOY): 9 tributaries using seine nets

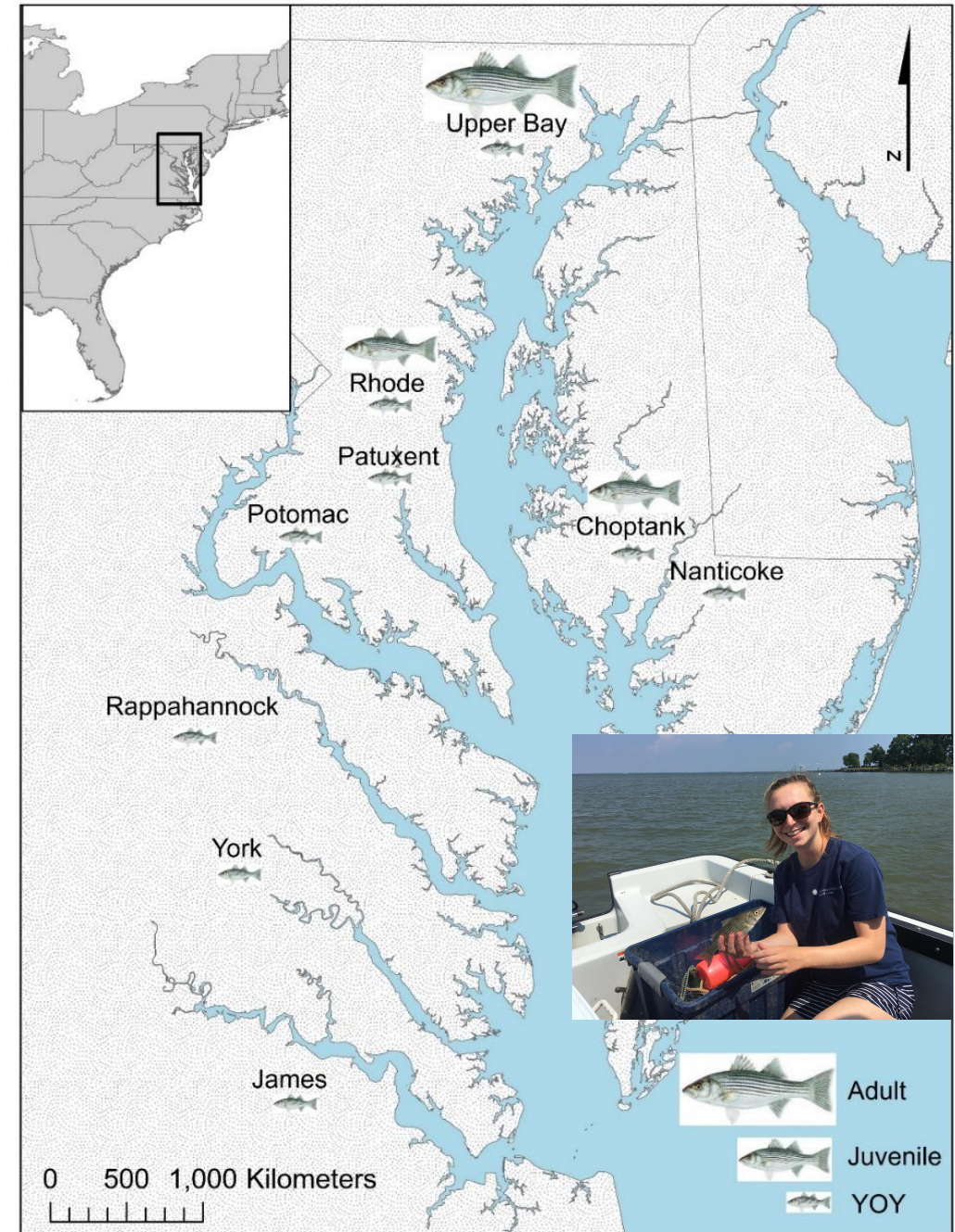
- Gut contents via genetic barcoding (COI + 18S)
- Gut contents via morphology
- Muscle tissue C and N stable isotopes

Age 1-4 fish: Rhode and Choptank rivers using gill nets

- Gut contents via genetic barcoding (COI + 18S)
- Muscle tissue C and N stable isotopes

Adult fish: Upper Bay only (Maryland Striped Bass Spawning Survey)

- Muscle tissue C and N stable isotopes





Chesapeake Bay Barcode Initiative

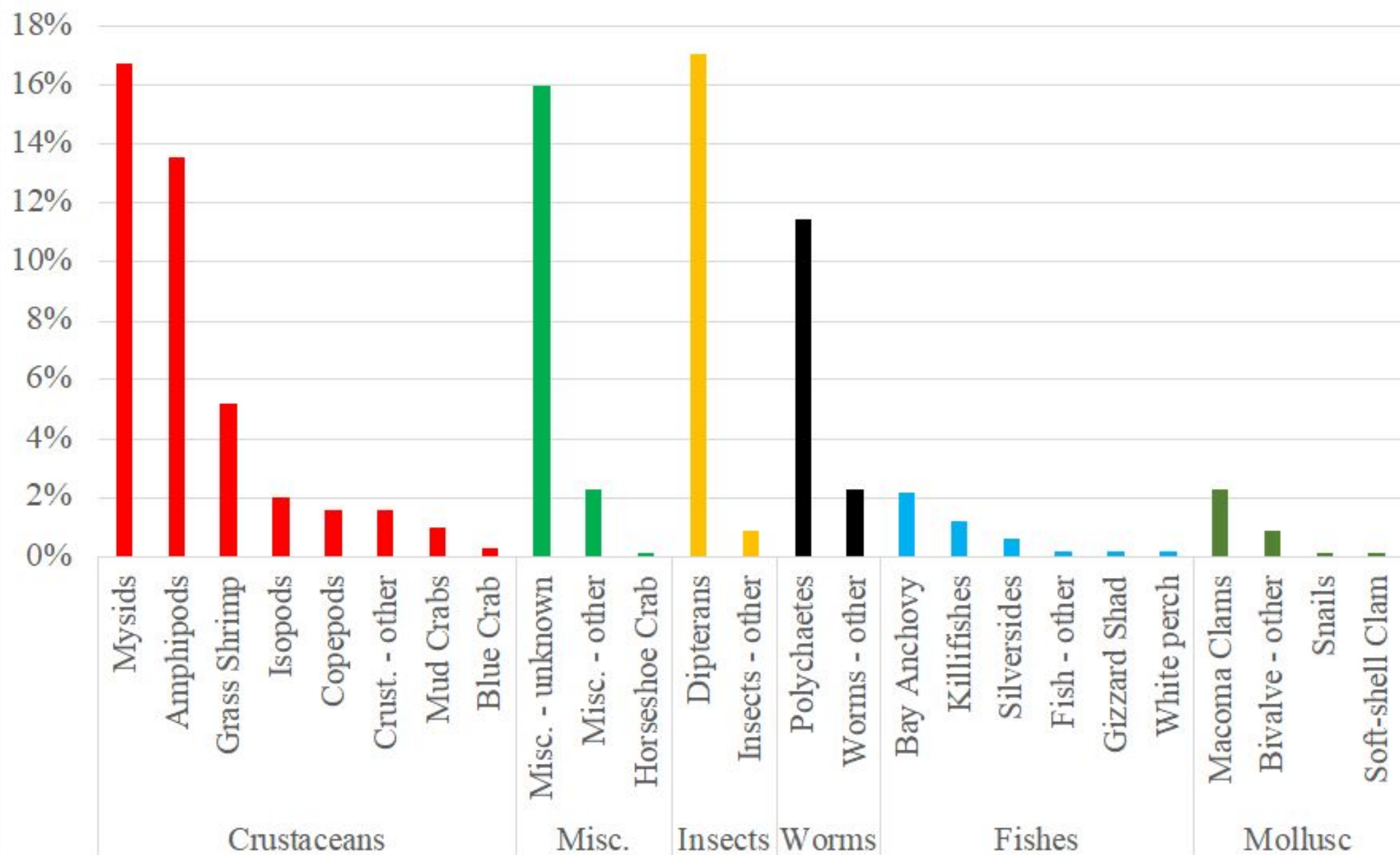
<https://serc.si.edu/projects/species-diversity-chesapeake-bay>



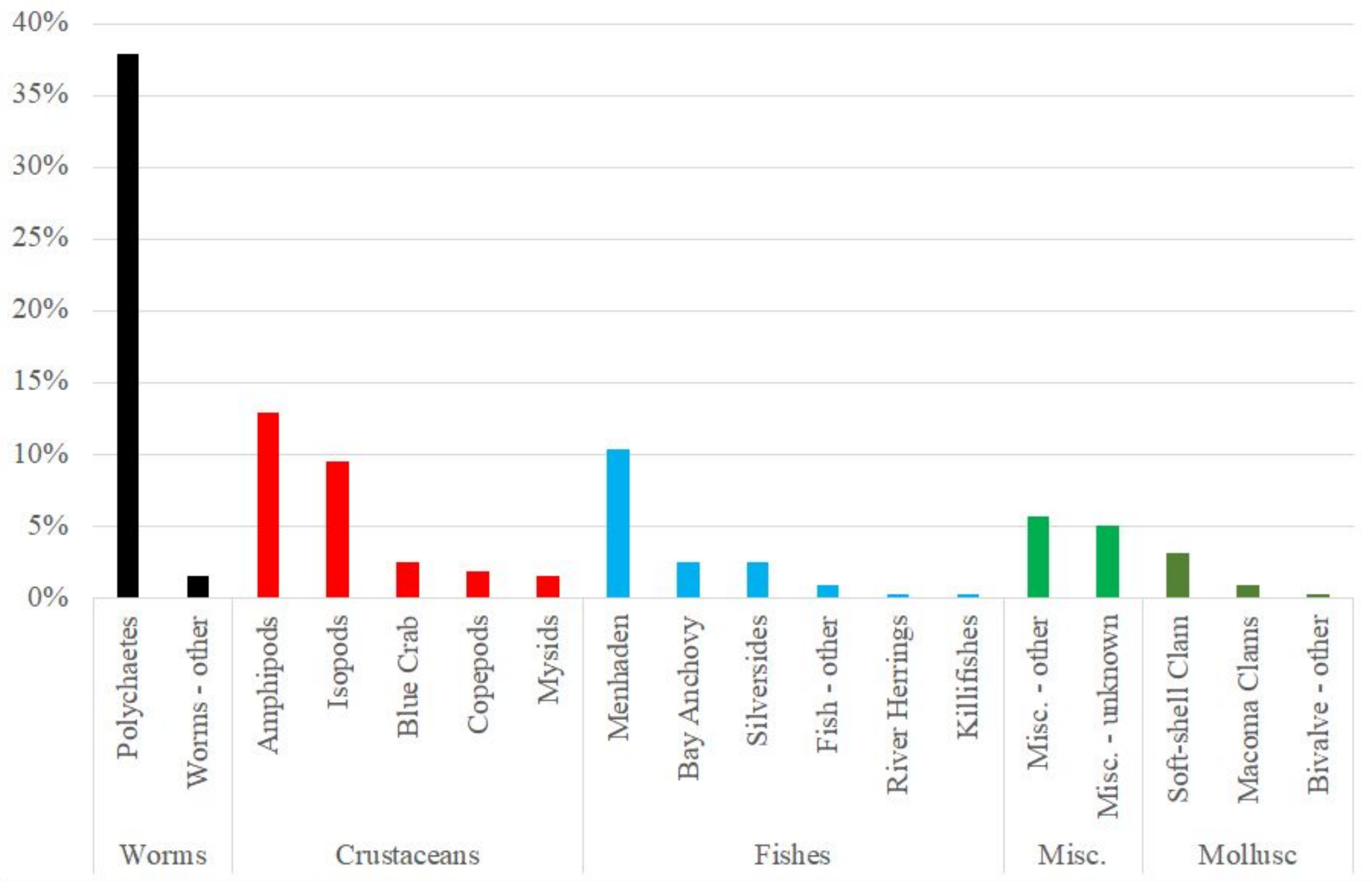
Research questions

1. Are the important forage taxa similar in shallow tributary habitats?
2. Do forage and nutrition differ...
 - a) among age classes?
 - b) among tributaries?
 - c) with salinity?

A. YOY



B. Age 1-4



Young of year

A Key taxa by abundance	b Additional key taxa	c Additional key taxa
<i>Americamysis bigelowi</i> <i>Cyathura polita</i> <i>Apocorophium lacustre</i> Dipterans <i>Anchoa mitchilli</i> <i>Marenzelleria neglecta</i> <i>Laeonereis culveri</i> <i>Leptocheirus plumulosus</i> <i>Fundulus diaphanus</i> <i>Rhithropanopeus harrisii</i>	<i>Amphibalanus improvisus</i> <i>Hexagenia limbata</i> <i>Heteromastus filiformis</i> <i>Gammarus tigrinus</i> <i>Menidia beryllina</i> <i>Platorchestia platensis</i> <i>Palaemon pugio</i> <i>Grandidierella japonica</i>	

Age 1-4

A Key taxa by abundance	b Additional key taxa	c Additional key taxa
<i>Brevoortia tyrannus</i>	<i>Alitta succinea</i>	
<i>Cyathura polita</i>	<i>Callinectes sapidus</i>	
<i>Heteromastus filiformis</i>	<i>Menidia menidia</i>	
<i>Mya arenaria</i>	<i>Laeonereis culveri</i>	
<i>Marenzelleria neglecta</i>	<i>Chasmodes bosquianus</i>	
<i>Leptocheirus</i>		
<i>plumulosus</i>	<i>Anchoa mitchilli</i>	
	<i>Fundulus heteroclitus</i>	
	<i>Menidia beryllina</i>	
	<i>Erichsonella attenuata</i>	

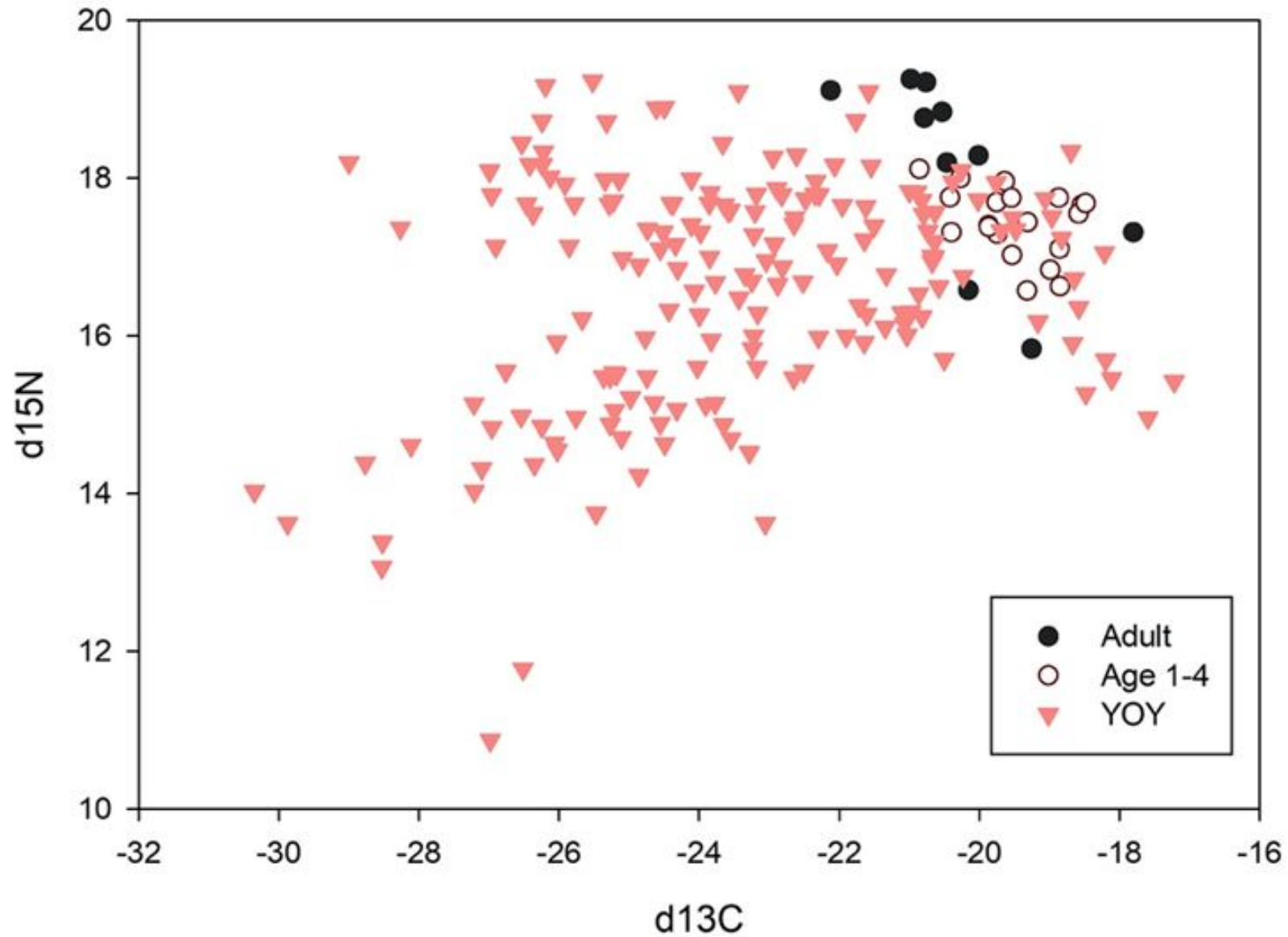
Forage report annotated

<i>A</i>	<i>b</i>	<i>c</i>
Key taxa or species (in order of importance)	Additional important taxa or species (alphabetical)	Additional important taxa or species identified by participants as under-represented in diet analysis
Bay Anchovy	Atlantic Menhaden	American Shad & river herrings
Polychaetes	Atlantic Rock Crab	Mummichog & Killifishes
Mysids	Blackcheek Tonguefish	Gizzard Shad
Amphipods and Isopods	Blue Crab*	Atlantic Silverside
Mantis Shrimp	Flatfishes	Small Bivalves**
Spot	Kingfish	Insects
Weakfish	Lady Crab	Soft clams
Sand shrimp	<i>Macoma</i> clams	Grass shrimp
Atlantic Croaker	Mud crab	Striped blenny
Razor Clams	Spotted Hake	

Research questions

1. Are the important forage taxa similar in shallow tributary habitats?
2. Do forage and nutrition differ...
 - a) among age classes?
 - b) among tributaries?
 - c) with salinity?

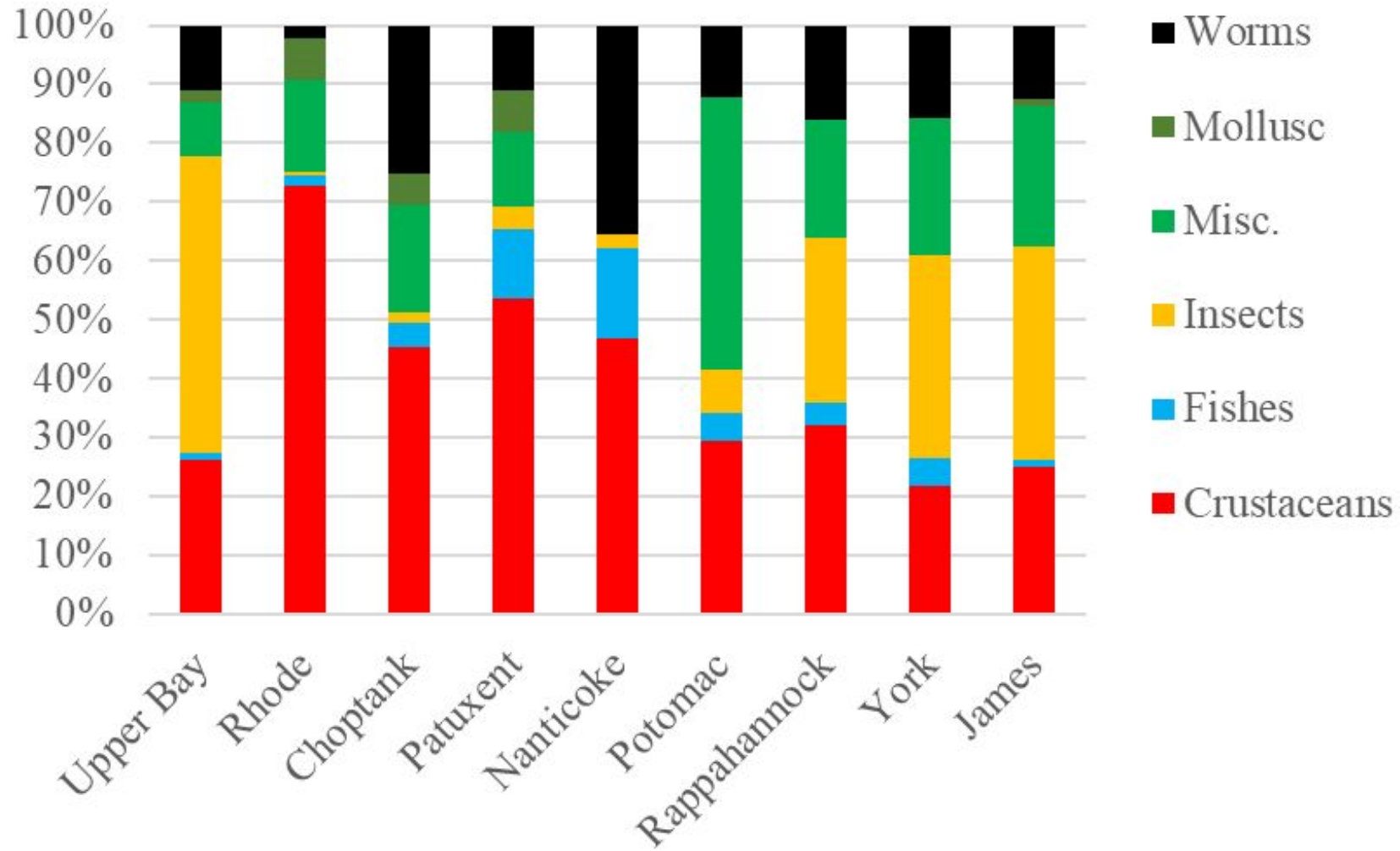
Stable isotopes: Age class



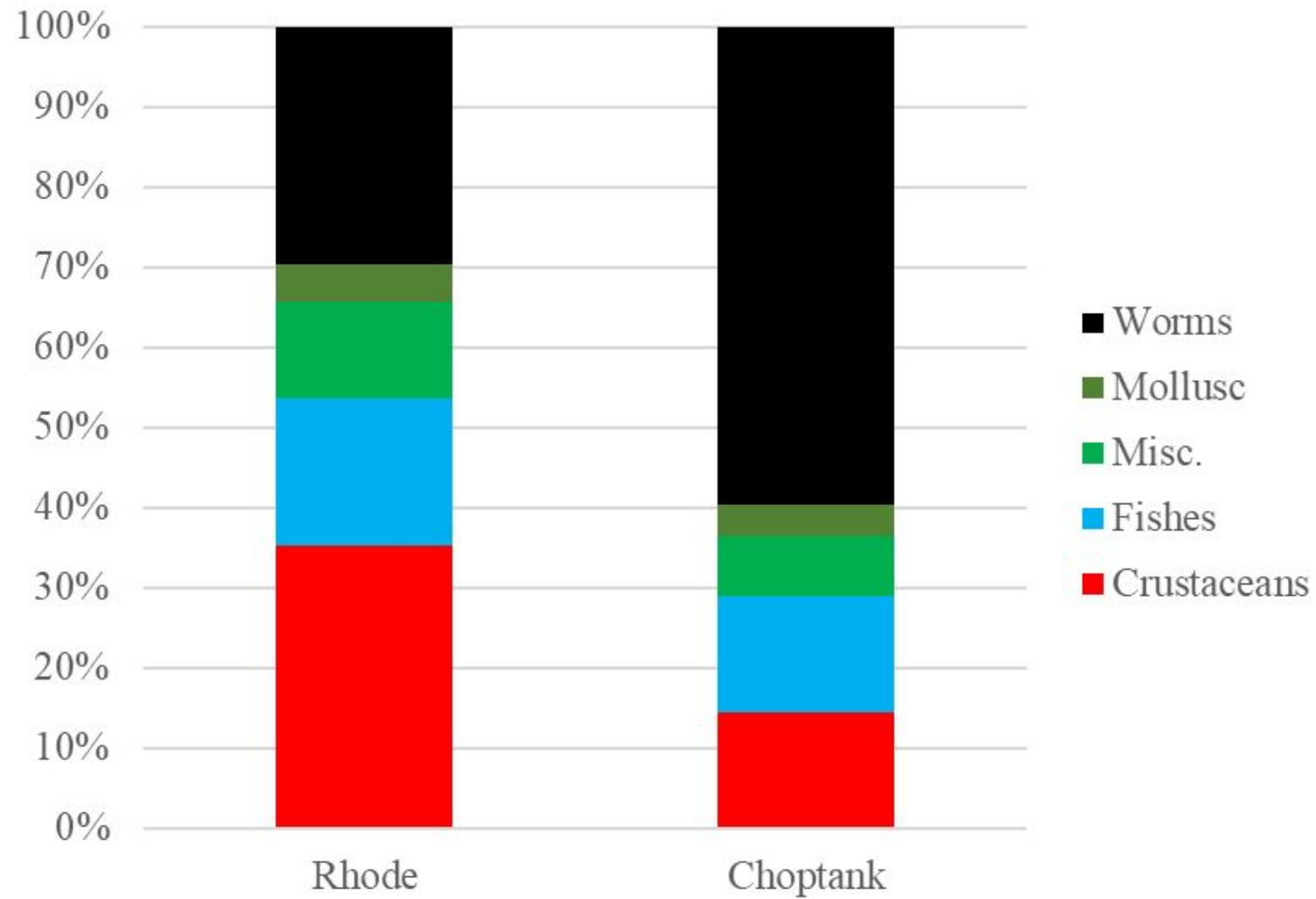
Research questions

1. Are the important forage taxa similar in shallow tributary habitats?
2. Do forage and nutrition differ...
 - a) among age classes?
 - b) among tributaries?
 - c) with salinity?

A. YOY

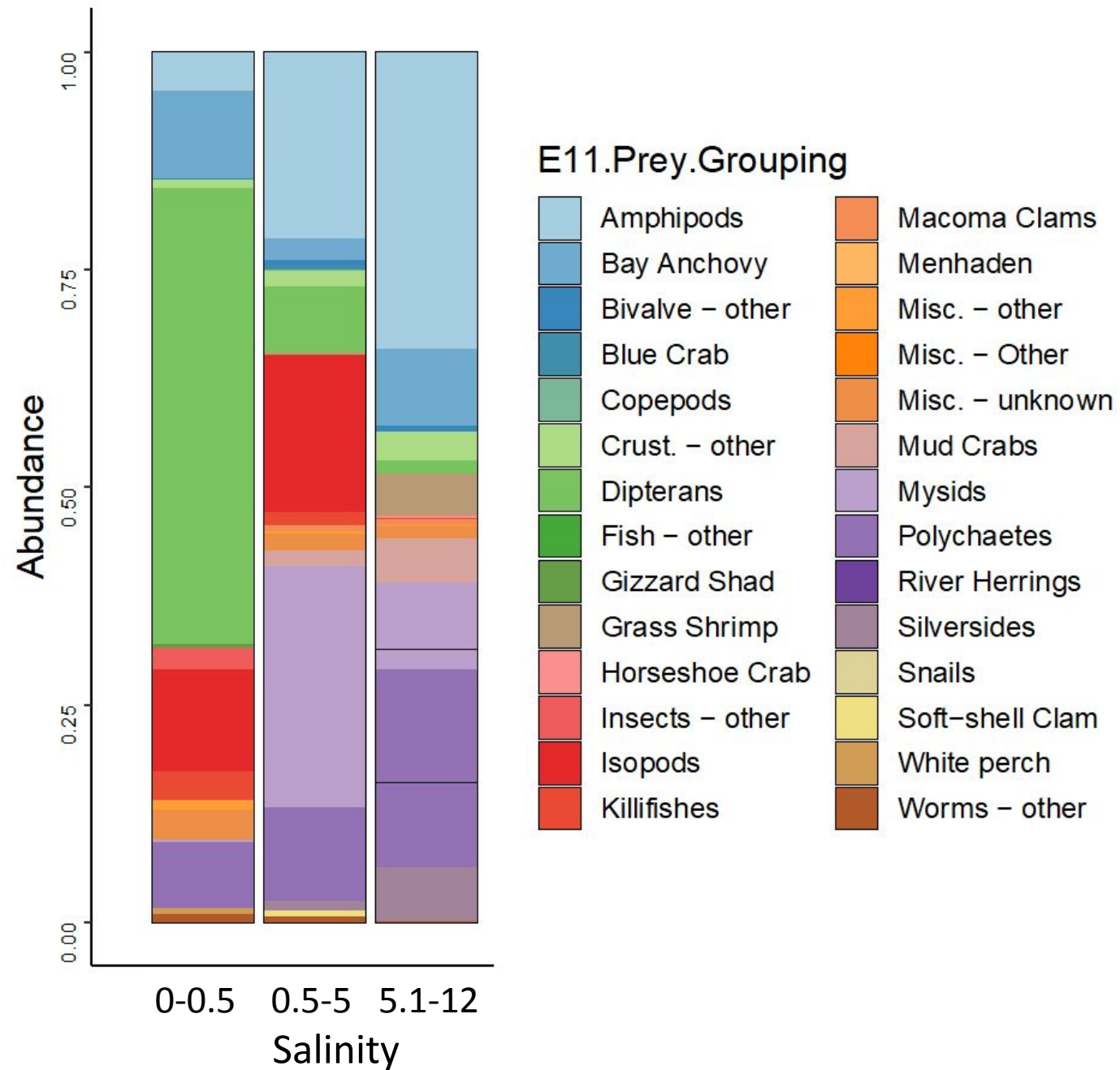
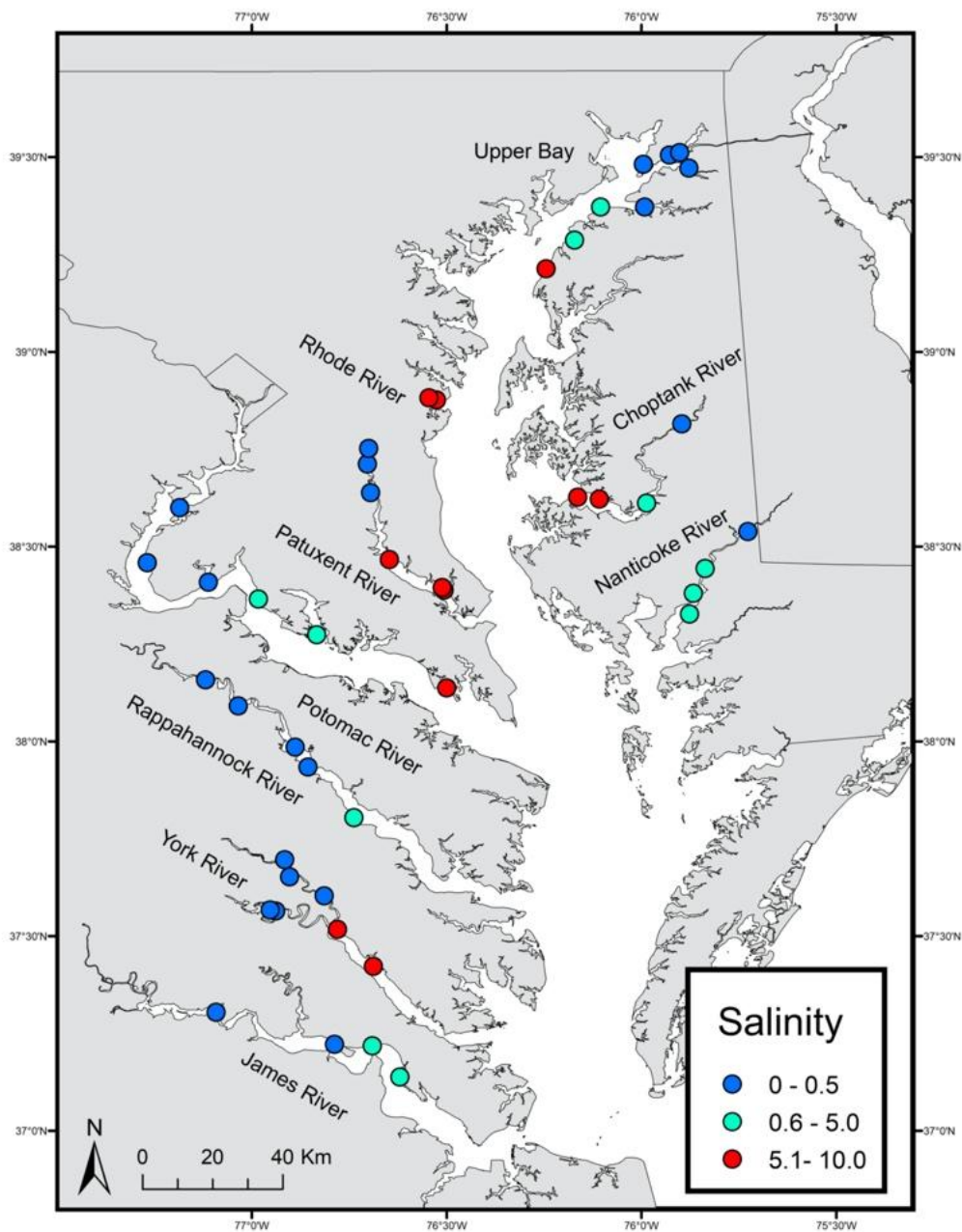


B. Age 1-4

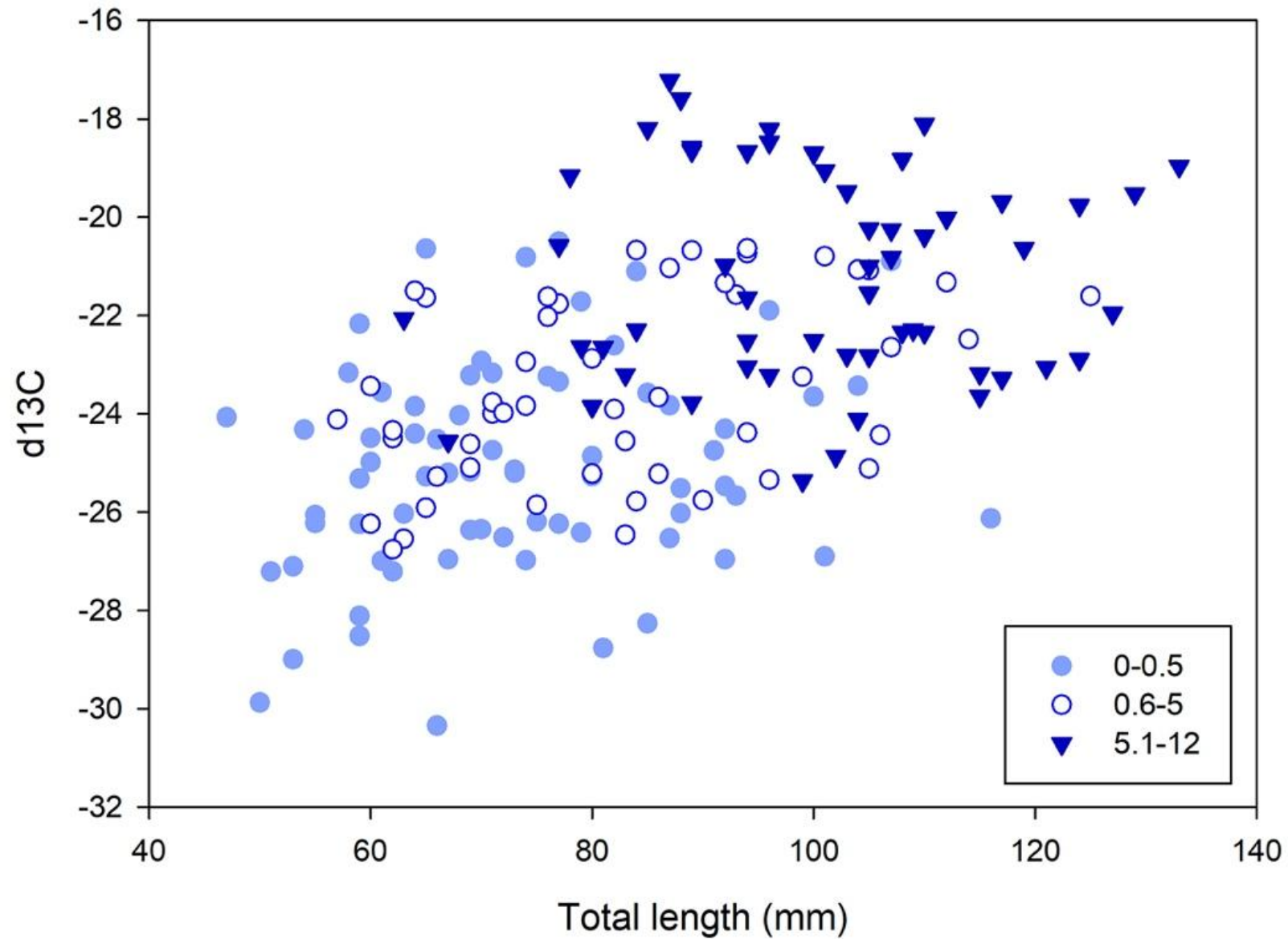


Research questions

1. Are the important forage taxa similar in shallow tributary habitats?
2. Do forage and nutrition differ...
 - a) among age classes?
 - b) among tributaries?
 - c) with salinity?



Stable isotopes: Carbon source, size and salinity



Implications for management

1. Confirmed importance of forage species underrepresented in ChesMMAP data: Mummichogs/killifish, Atlantic/inland silversides
2. Added key forage species: Insects, grass shrimp, soft clam, striped blenny
3. Documented substantial variation in key forage species by age, tributary, and salinity zone
4. Genetic barcoding provided species-level identifications for many forage taxa

Acknowledgements

Samples:

Maryland DNR

VIMS

Technical assistance:

Rob Aguilar, Keira Heggie, Kim Richie, Carmen Ritter, Mike Goodison, Ruth DiMaria, Maya Drzewicki, Nick Coleman, Devin Comba

Funding:

NOAA Chesapeake Bay Office Award #NA17NMF4570157



Smithsonian

Environmental Research Center

