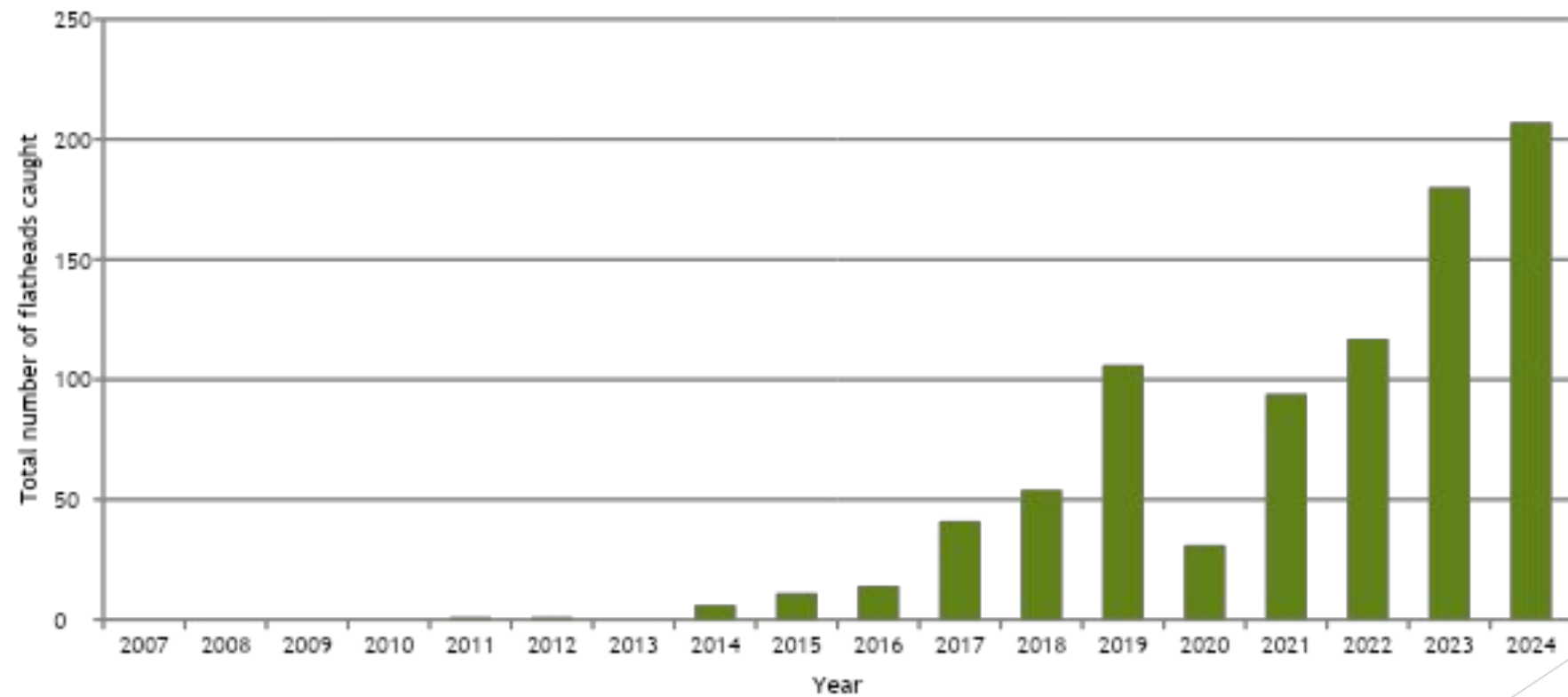


Dietary Preferences of Invasive Flathead Catfish within the District of Columbia

Luke Lyon

District of Columbia Government
Department of Energy and Environment

Increasing flathead occurrences



Methods

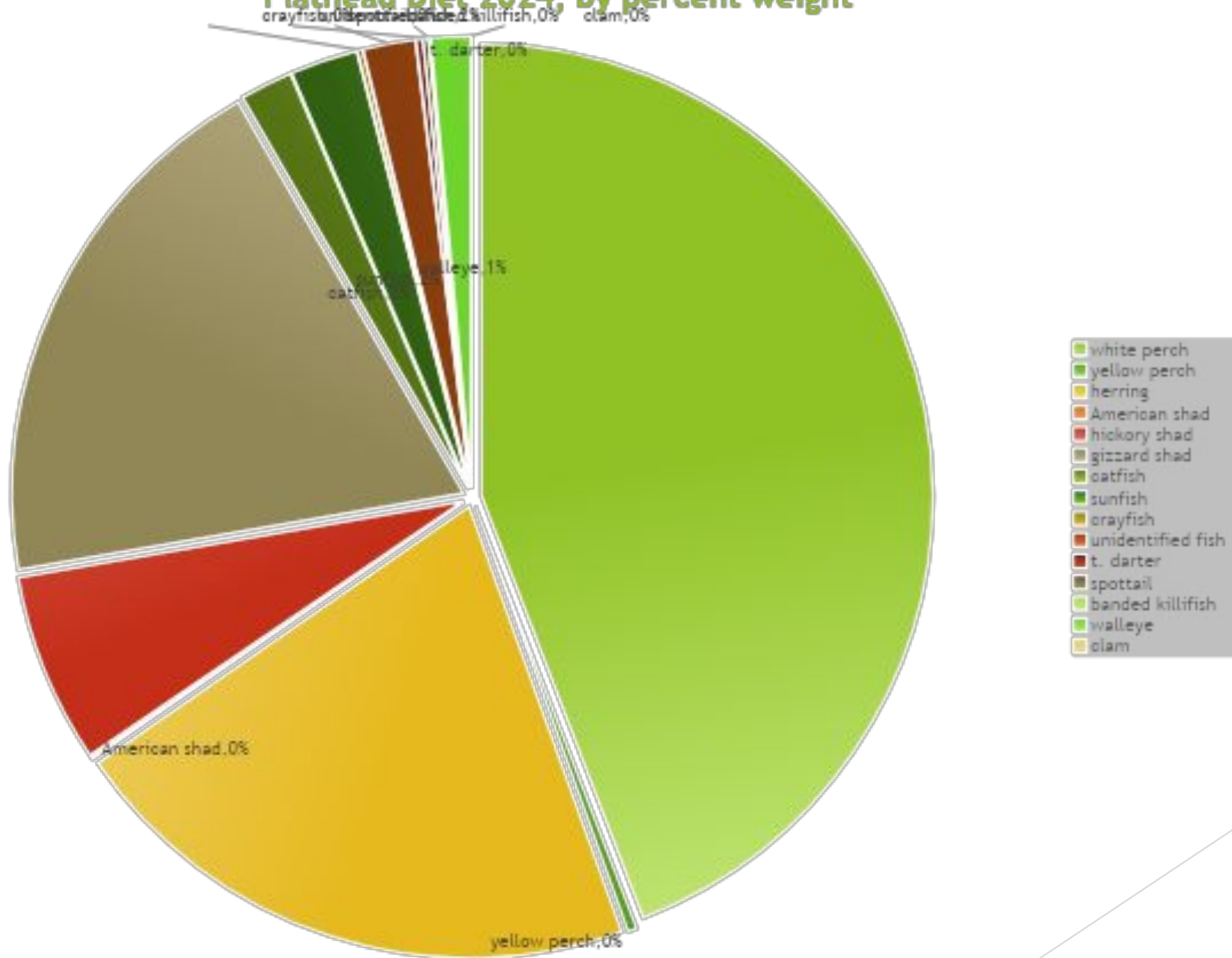
- ▶ Subset of flatheads captured over 200mm are examined
- ▶ Pulsed gastric lavage
- ▶ Contents visually examined and weighed according to species



2024 Flatheads examine for diet contents

	Sub-stock (< 350mm)	Stock (350 – 510mm)	Quality (511 – 710mm)	Preferred (711 - 860mm)	Memorable (861– 1020mm)	Trophy (> 1020mm)
average length (mm)	253 ± 18	451 ± 18	618 ± 14	791 ± 12	894 ± 21	1067
average weight (g)	173 ± 38	1018 ± 132	3162 ± 280	7096 ± 447	10501 ± 1315	
sample size	32	26	61	50	11	1
empty stomachs	20	16	28	22	5	1
stomach with contents	12	10	33	28	6	
fullness (% body weight)	2.36 ± 0.88	1.93 ± 1.61	4.08 ± 3.83	2.56 ± 0.62	3.62 ± 2.23	

Flathead Diet 2024, by percent weight

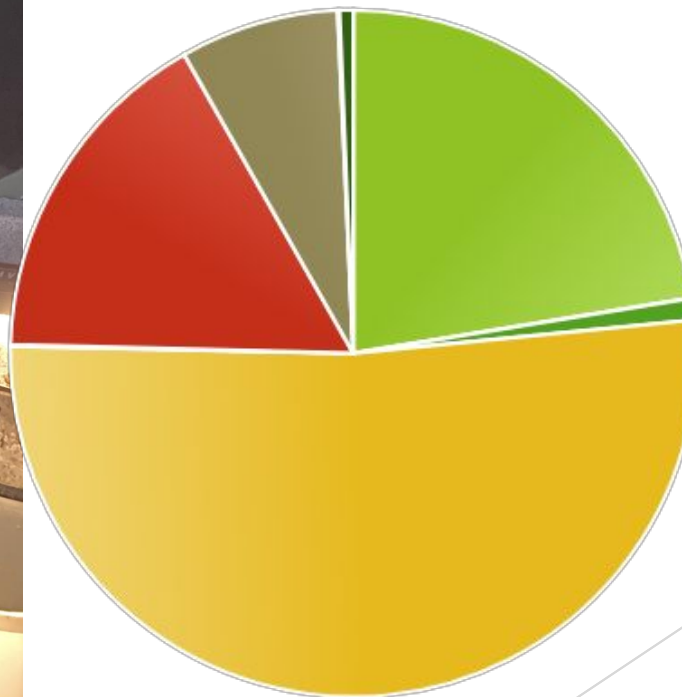




2025 Preliminary Data

50% herring

25% white perch



- white perch
- hickory shad
- herring
- sunfish
- gizzard shad
- redhorse
- minnow
- unidentified fish

► Luke Lyon

luke.lyon@dc.gov

► Washington District of Columbia
Government, Department of
Energy and Environment,
Fisheries and Wildlife Division

www.doe.dc.gov

