


# Blue Catfish Fishery Update

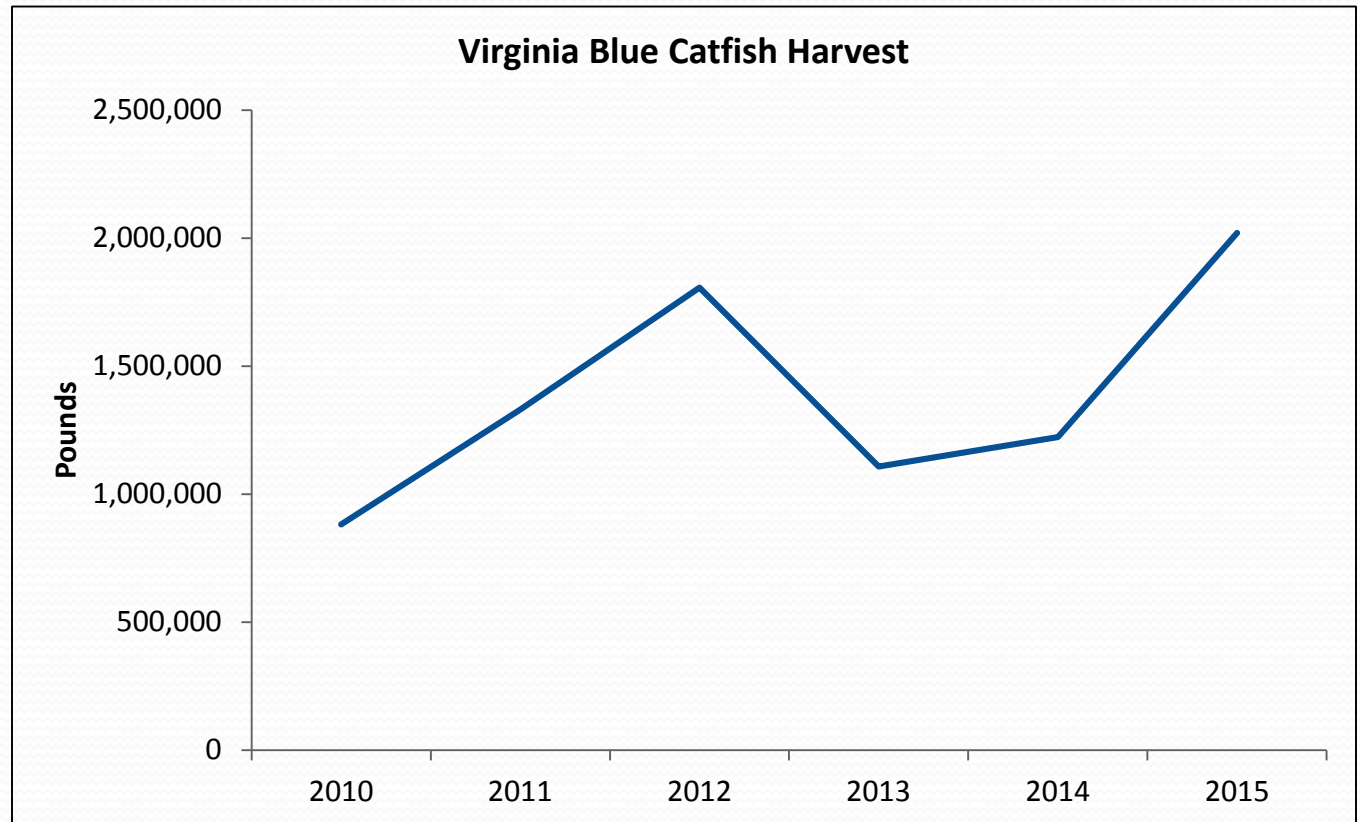
Sustainable Fisheries  
GIT Meeting  
June 3, 2016



*Image courtesy of Marty Gary*

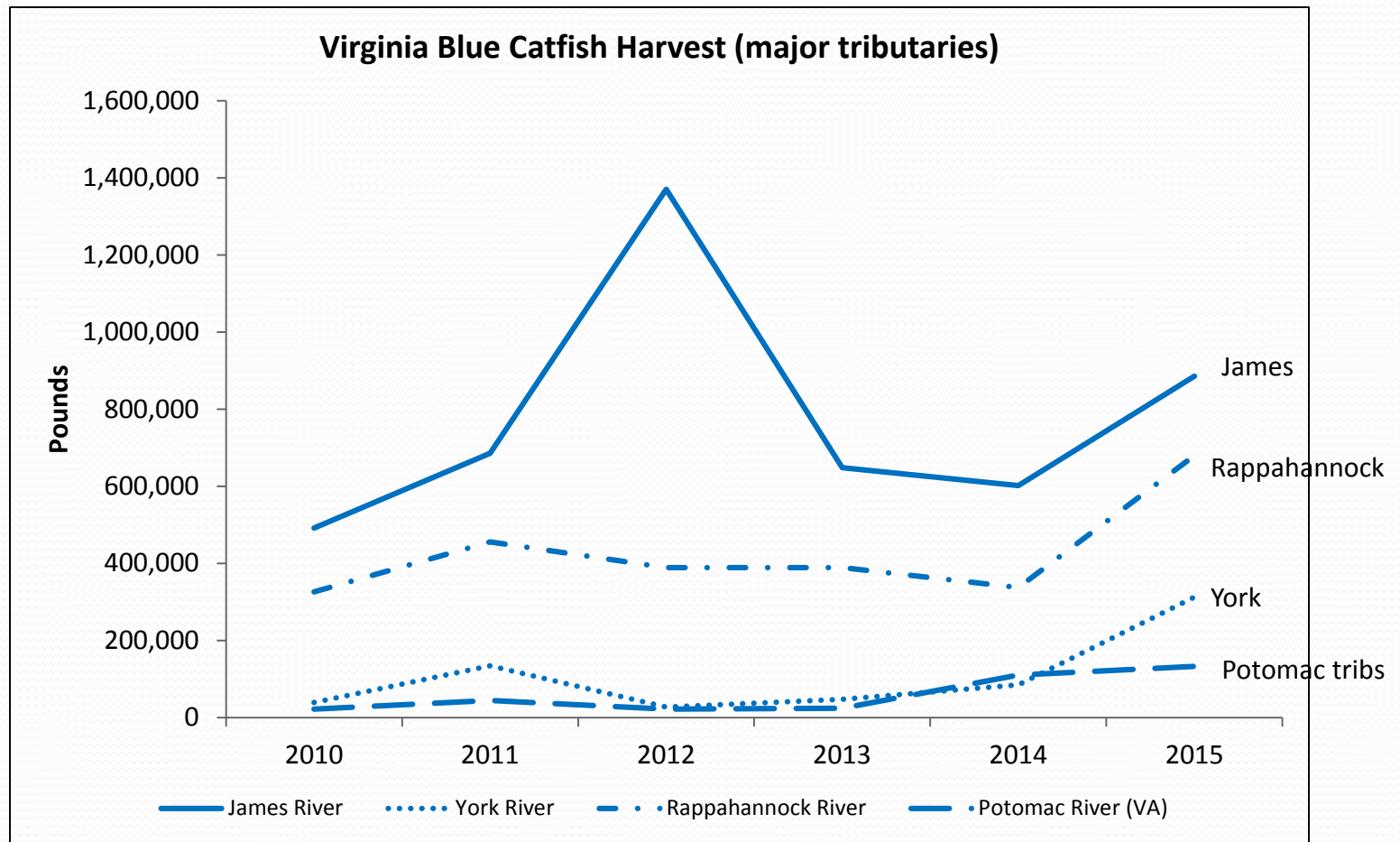
# Virginia Blue Catfish Commercial Harvest

VMRC Harvest Data	
Year	Pounds
2010	882,523
2011	1,330,782
2012	1,807,575
2013	1,108,694
2014	1,223,575
2015	2,020,336



*Data provided by the Virginia Marine Resources Commission*

# Virginia Blue Catfish Commercial Harvest

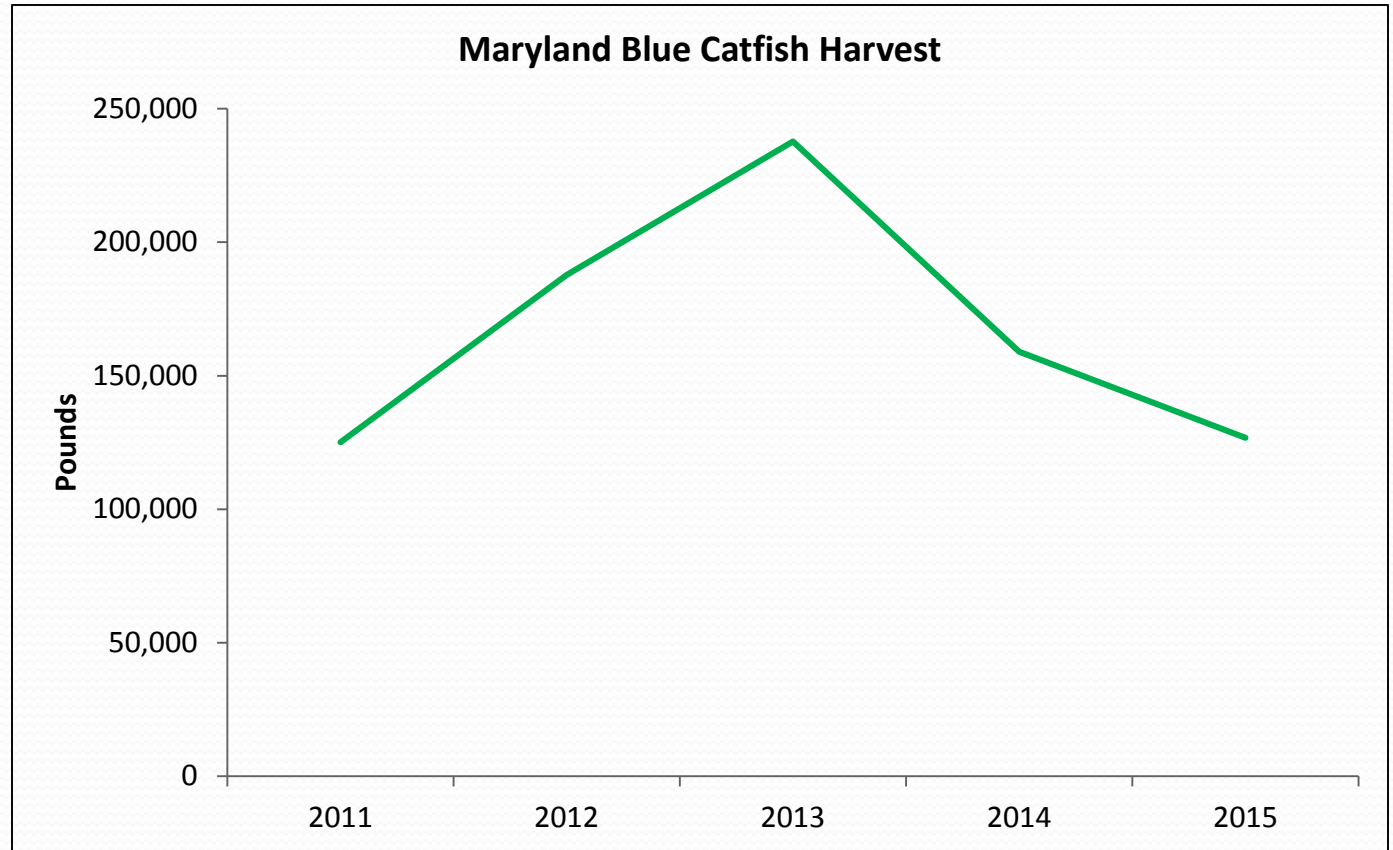


*Data provided by the Virginia Marine Resources Commission*

# Maryland Blue Catfish Commercial Harvest

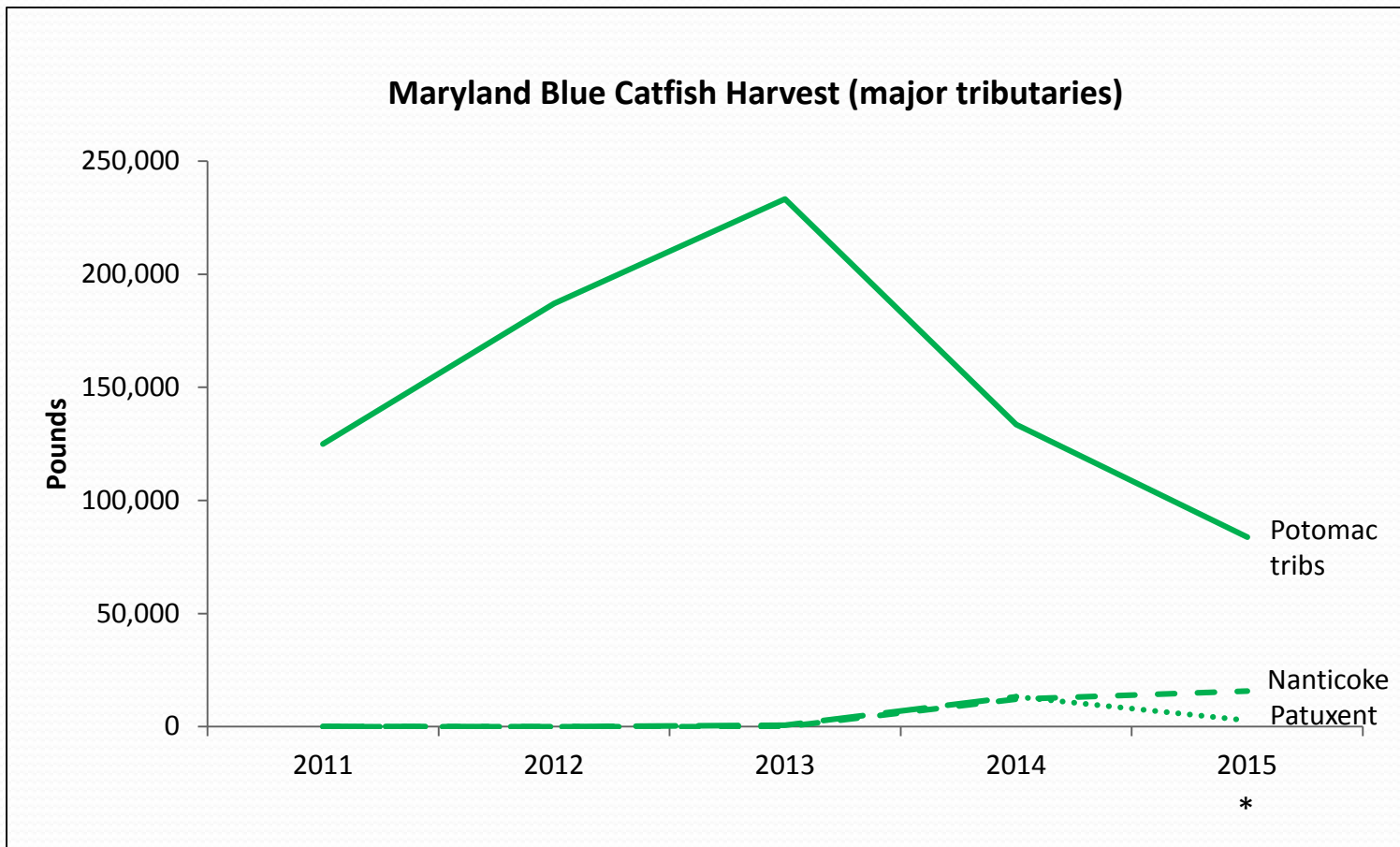
MDDNR Harvest Data

Year	Pounds
2011	125,036
2012	187,761
2013	237,757
2014	159,002
2015	126,805



*Data provided by the Maryland Dept. of Natural Resources*

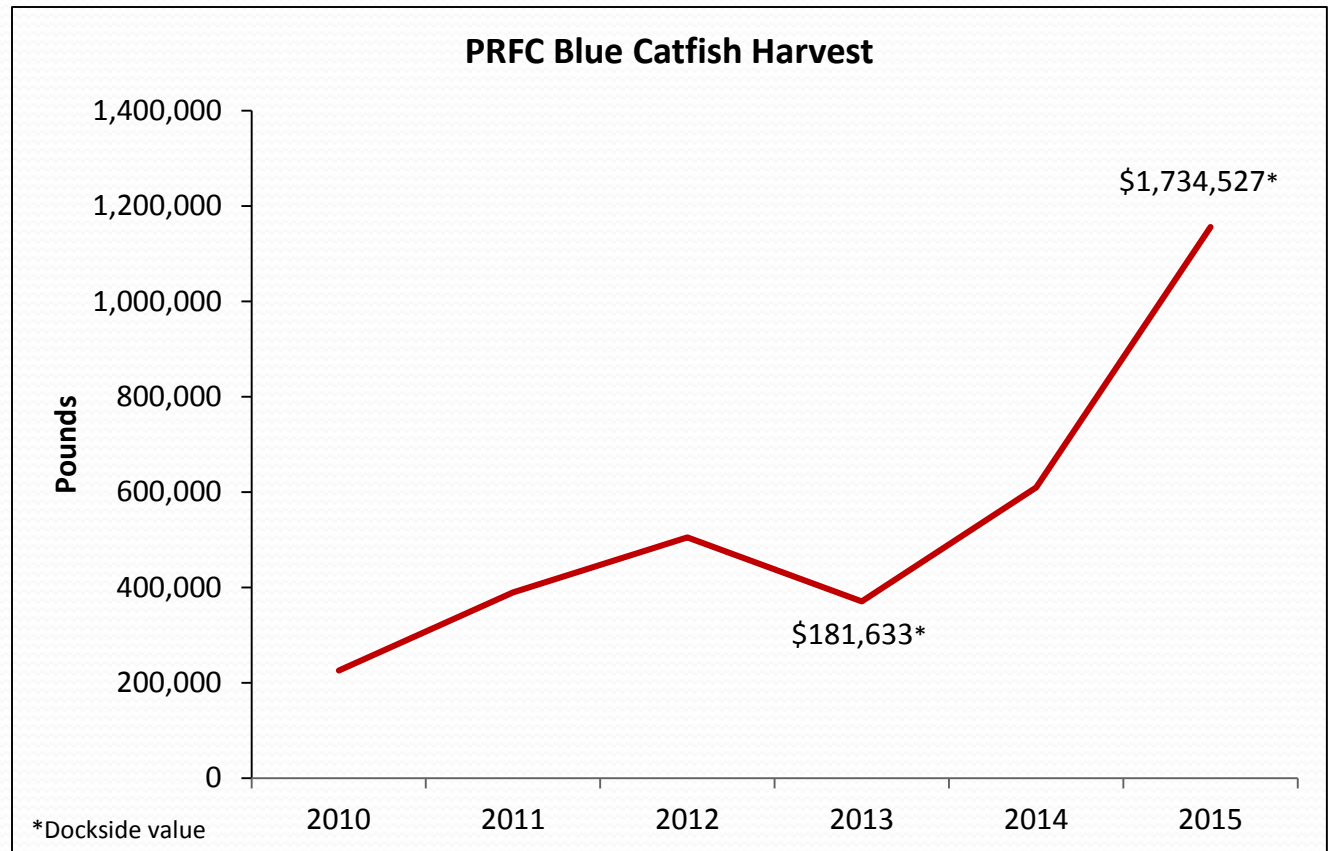
# Maryland Blue Catfish Commercial Harvest



*Data provided by the Maryland Dept. of Natural Resources*

# Potomac River Blue Catfish Commercial Harvest

PRFC Harvest Data	
Year	Pounds
2010	225,922
2011	389,609
2012	505,403
2013	371,003
2014	609,830
2015	1,156,351



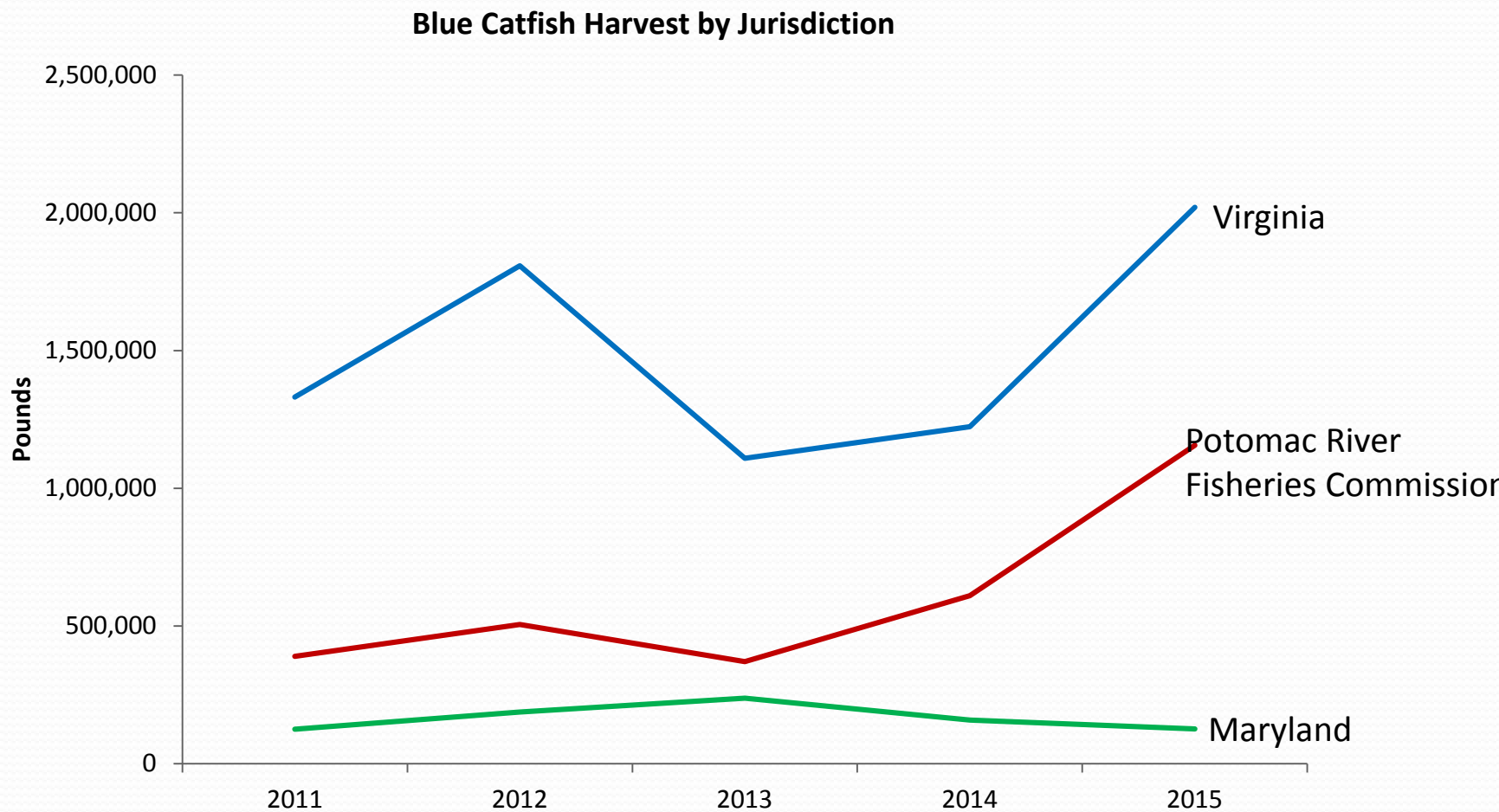
*Data provided by the Potomac River Fisheries Commission*





*Images provided by Marty Gary*

# Harvest by Jurisdiction







# PRFC Gear/Effort

YEAR	GEAR EFFORT						GEAR EFFORT	
	FTL (010)		HS (070)		GN (100)		FP (181)	
	YARDS	POUNDS	YARDS	POUNDS	YARDS	POUNDS	POTS	POUNDS
08	100,565	60,636	10,900	3,982	68,400	14,153	2,095	85,290
09	140,631	56,624	3,825	2,515	87,700	20,933	2,344	124,156
10	69,235	44,447	4,250	3,113	85,250	36,936	3,014	132,953
11	74,265	67,961	3,150	3,079	262,800	89,248	2,221	160,325
12	137,860	147,283	7,755	6,534	500,880	134,541	3,344	206,971
13	161,752	187,670	14,030	14,038	144,500	55,864	2,392	108,463
14	590,093	311,031	7,761	9,842	129,150	54,282	3,877	218,270
15	1,034,994	622,942	5,240	10,583	184,200	116,171	6,399	394,612
16	770,663	248,179	2,490	2,012	82,350	56,174	706	67,660

YEAR	# of FTL/FP Licenses Issued	# of FTL/FP Harvester with catch of 1000 Lbs or More
08	73	8
09	75	10
10	81	10
11	84	12
12	85	15
13	102	22
14	132	37
15	156	35
16	122	22

# PRFC Harvest by Month

YEAR	Total Of LBS	Months across, Pounds below											
		01	02	03	04	05	06	07	08	09	10	11	12
08	166,326	1,540	9,162	18,843	573	4,990	7,108	14,412	35,074	38,206	14,166	15,576	6,676
09	208,612	1,861	1,977	27,571	13,038	11,199	19,178	30,852	42,738	26,036	14,044	14,258	5,860
10	225,922	56	907	34,531	12,203	21,289	16,979	23,488	26,160	22,157	8,408	42,059	17,685
11	389,609		1,109	28,534	20,105	4,914	6,779	15,208	17,074	43,062	67,245	78,987	106,592
12	505,403	17,054	21,892	136,287	24,559	22,809	27,206	37,840	41,872	77,836	41,023	15,234	41,791
13	371,003	4,737	10,469	44,522	27,195	20,052	19,998	13,597	48,944	37,835	62,130	59,493	22,031
14	609,830	3,368	1,091	55,490	58,641	67,032	50,197	62,908	60,703	80,843	85,530	69,080	14,947
15	1,156,351	1,151	104	61,139	89,025	145,217	122,668	80,198	99,224	145,089	168,581	146,135	97,820
16	378,663	28,253	10,550	131,496	151,702	56,662							