

# EPA Interim Evaluation of Chesapeake Bay 2014–2015 Milestones and WIP Progress

May 21, 2014

Suzanne Trevena  
EPA Water Protection Division  
Chair Milestone Workgroup

# Overview

---

- ▶ What are the 2-year milestones?
- ▶ Current Numeric Progress Results
- ▶ Evaluation findings
- ▶ Expectations for 2017

# Milestones Evaluation

---

- ▶ Milestone Evaluations comprise:
  - Numeric: translate practices into load reductions and compare to long-term trajectories
    - Are jurisdictions on track to have practices in place by 2017 to achieve 60% of necessary reductions compared to 2009
  - Programmatic: Actions to build capacity to achieve necessary implementation levels
    - Are jurisdictions taking actions to meet the 2017 targets?
  - Additional actions to meet Watershed Implementation Plan (WIP) targets

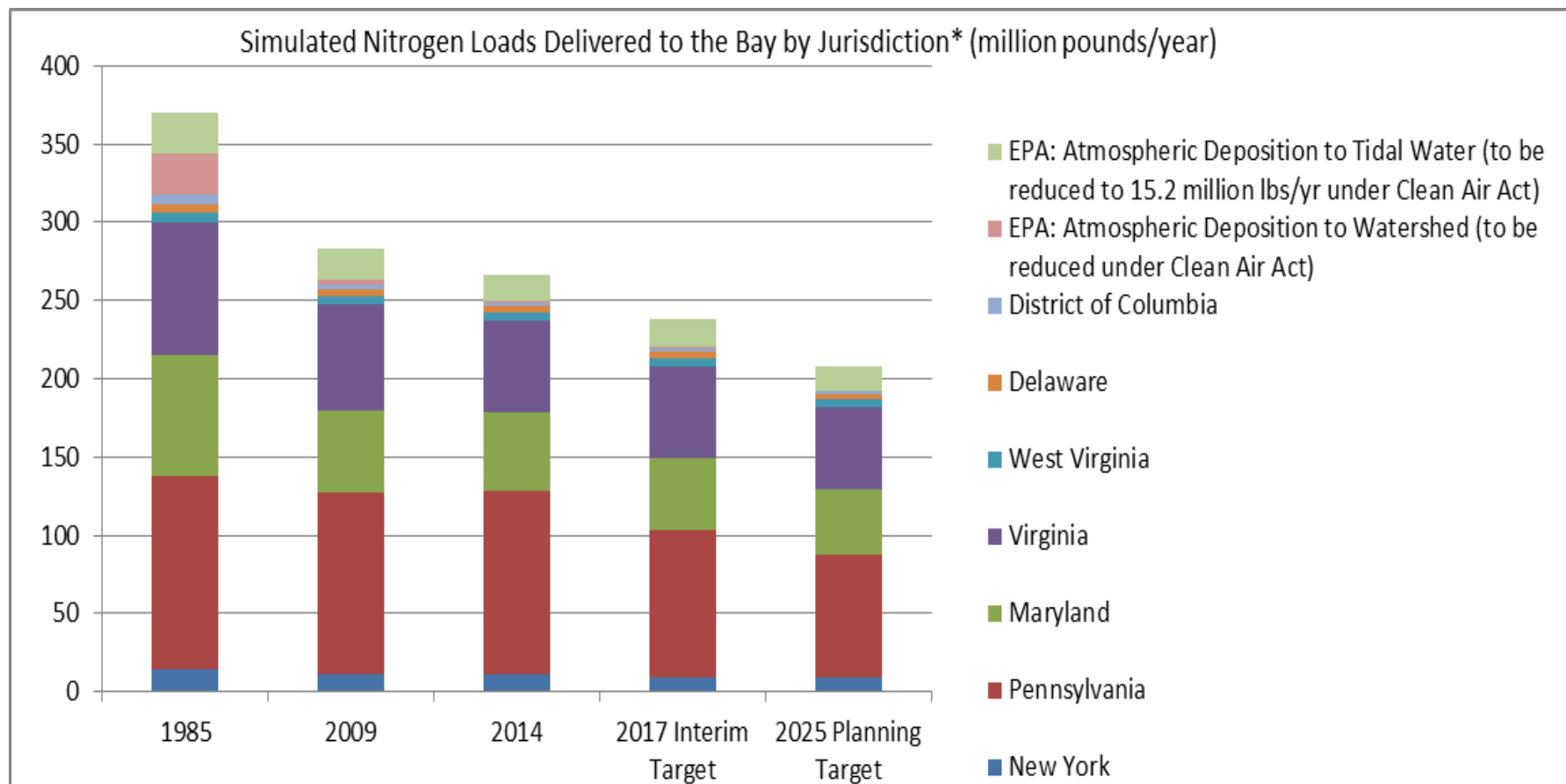
# Evaluation Types

- ▶ 2014–2015 Interim Evaluation
  - Current progress results
  - Includes achievements, actions to meet the current milestones and recommendations for future milestones
- ▶ 2014–2015 Final Evaluation
  - Final progress results for 2014–2015 milestone period
  - Final milestone achievements and milestones missed in 2014–2015
  - 2016–2017 milestone strengths, areas to address, and if 2016–2017 milestones are on pace

# The Evaluation Team

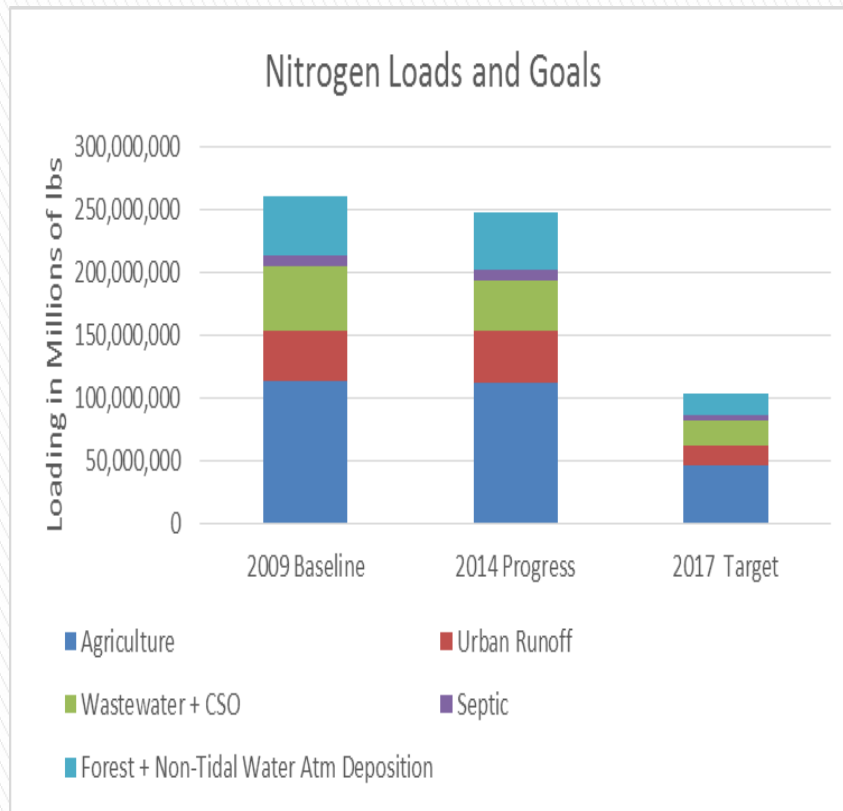
- ▶ State WIP leads
- ▶ Sector experts
  - Agriculture
  - Urban/Stormwater
  - Wastewater
  - Trading/Offsets/Growth
  - Modeling
  - Local Engagement
- ▶ Bay Grant project officers
- ▶ Senior Managers

# Overall Numeric Progress and Goals by Jurisdiction

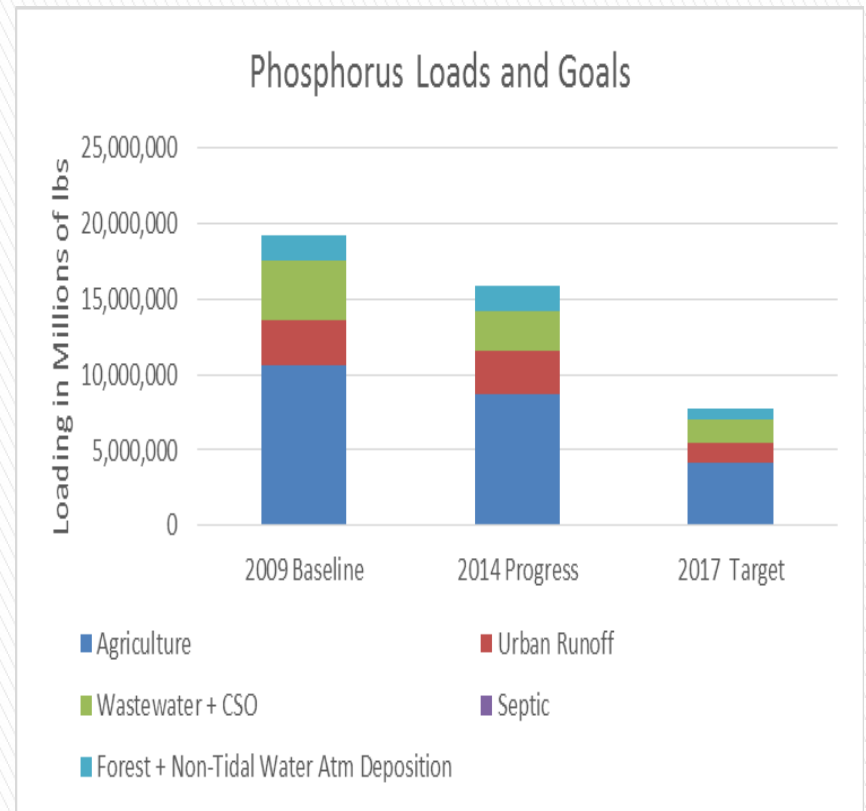


\*Loads simulated using 5.3.2 version of Watershed Model and wastewater discharge data reported by Bay jurisdictions..

# Overall Numeric Progress and Goals by Sector



Watershed-wide N reduced by 17%; 38% would be “on pace”



Watershed-wide P reduced by 71%\*; 38% would be “on pace”

\* Although the 2014 Reducing Pollution Indicator suggests jurisdictions are ahead of schedule in reducing phosphorus loads, other recent data suggest additional level of effort will be needed to manage phosphorus.



# 2014 Oversight Status

	Agriculture:	Urban/Suburban:	Wastewater:	Trading/Offsets:
DE	Ongoing Oversight	Ongoing Oversight	Ongoing Oversight	Ongoing Oversight
DC	Not Applicable	Ongoing Oversight	Ongoing Oversight	Ongoing Oversight
MD	Ongoing Oversight	Ongoing Oversight	Ongoing Oversight	Ongoing Oversight
NY	Ongoing Oversight	Ongoing Oversight	Enhanced Oversight	Ongoing Oversight
PA	Backstop Actions Level	Backstop Actions Level	Ongoing Oversight	Enhanced Oversight
VA	Ongoing Oversight	Enhanced Oversight	Ongoing Oversight	Ongoing Oversight
WV	Enhanced Oversight	Ongoing Oversight	Ongoing Oversight	Ongoing Oversight

\* Green fading to yellow indicates potential downgrade at the end of the 2014–2015 milestone period if specific actions aren't taken.



# District of Columbia

---

## Strengths

- The District met its milestone for construction of Enhanced Nutrient Removal (ENR) facilities at Blue Plains.
- The District met and exceeded its estimated square feet of green roof installation.

## Issues to Address

- Increase reductions from the urban sector to get on track to meet the targets for 2017 and 2025.
- 


# Maryland

---

## Strengths

- Moving forward with the Phosphorus Management Tool to help ensure programs and capacity are in place to manage phosphorus from agricultural lands
- Completed issuance of the Phase 1 MS4 permits and the Construction General Permit

## Issues to Address

- Issue the tentative determinations for the Phase II MS4 permits by the end of 2015
  - Move forward with Accounting for Growth regulations or provide alternative commitment to account for growth
- 


# Pennsylvania

---

## Strengths

- Using transect surveys to improve tracking and reporting for tillage and cover crop acres.
- Performed 3 targeted watershed assessments to ensure compliance with state regulations.
- Conducted over 376 stormwater construction permit termination inspections in 2014.

## Issues to Address

- Increase progress in agriculture and stormwater to get on track to meet nitrogen targets for 2017, with focus on highest priority water quality BMPs
  - Finalize the Nutrient Trading program strategy that is consistent with the Chesapeake Bay TMDL
- 


# Virginia

---

## Strengths

- Virginia spent almost \$25 million in the Chesapeake Bay watershed since the end of 2012, including \$1.7 in Bay Grant funding, for stream exclusion in order to continue to support this practice at 100% through fiscal year 2015 (June 30, 2015).
- Virginia expects to have 274 Resource Management Plans (RMPs) developed by the end of 2015, exceeding its milestone of 40 RMPs.
- Providing \$1.5 million in EPA CBRAP grant funds to localities for cleanup of historic urban best management practice data.

## Issues to Address

- Reissue remaining, administratively continued Phase I MS4 permits.
  - Continue development of the online nutrient credit registry during 2015.
- 

# Federal Agencies

## Federal Lands and Facilities

Chesapeake Bay Watershed



## Strengths

Several agencies coordinated to provide the Lower Susquehanna River Watershed Assessment

DOD provided BMP progress data and historic BMP data

Federal Facilities Targets Action Team (FFTAT) work to develop federal targets protocol

## Issues to Address

Improve BMP progress reporting by federal facilities

Submit implementation forecasts for 2016–2017 by November 1, 2015

# Expectations by 2017

- ▶ Practices in place to achieve 60% of necessary reductions compared to 2009
- ▶ Programmatic progress demonstrating ability to achieve future reductions on schedule, including for nonpoint sources
- ▶ Interim evaluations include jurisdiction specific recommendations
- ▶ Draft 2016–2017 milestones are due to EPA January 15, 2016

# Milestone Points of Contact

## Jurisdiction POC

- ▶ District of Columbia:  
Diane Davis  
[diane.davis2@dc.gov](mailto:diane.davis2@dc.gov)
- ▶ Maryland:  
Tom Thornton  
[thomas.thornton@maryland.gov](mailto:thomas.thornton@maryland.gov)
- ▶ Pennsylvania:  
Kristen Wolf [kwolf@pa.gov](mailto:kwolf@pa.gov)
- ▶ Virginia:  
James Davis Martin  
[James.Davis-Martin@deq.virginia.gov](mailto:James.Davis-Martin@deq.virginia.gov)

## EPA POC

- ▶ Reggie Parrish  
[parrish.Reginald@epa.gov](mailto:parrish.Reginald@epa.gov)
- ▶ Lucinda Power  
[power.lucinda@epa.gov](mailto:power.lucinda@epa.gov)
- ▶ Suzanne Trevena  
[trevena.suzanne@epa.gov](mailto:trevena.suzanne@epa.gov)
- ▶ Ann Carkhuff  
[carkhuff.ann@epa.gov](mailto:carkhuff.ann@epa.gov)



# For More Information

Bay TMDL, Watershed Implementation Plans, Milestones and EPA Evaluations

- ▶ [www.epa.gov/chesapeakebaytmdl](http://www.epa.gov/chesapeakebaytmdl)

Pollutant Load and BMP Progress and Targets

- ▶ <http://stat.chesapeakebay.net/>

Reducing Pollution Indicators

- ▶ <http://www.chesapeakebay.net/track/restoration>

Milestone Page on ChesapeakeStat

- ▶ [http://stat.chesapeakebay.net/?q=node/130&quicktabs\\_10=3](http://stat.chesapeakebay.net/?q=node/130&quicktabs_10=3)