

# Correctional Conservation Collaborative



Stormwater & Green Infrastructure Workforce Development Forum  
National Conservation Training Center, Shepherdstown, WV  
September 11, 2019

# Correctional Conservation Collaborative

- Workforce Development Program in Arboriculture, Conservation and Riparian Buffers for Inmates Nearing Release
  - Target Sectors: Tree Service/Riparian Forest Buffer Sectors
    - Job/Career: Tree climber/arborist, Utility companies (line clearance), tree nursery worker, riparian forest buffer technician
  - Target Audience: Incarcerated Individuals
  - Cost/Funding: 2017-2018 = \$0      2018-2019= \$10,000      2019-2020= \$160,000

# Objectives/Purpose:

---

- A. Provide employable skills to inmates nearing release for industries in high demand
- B. Create a workforce pipeline of skilled workers for the arboriculture and conservation sectors
- C. Diversify and elevate the profession
- D. Empower people to enter into these career pathways
- E. Reduce recidivism by offering correction education and getting reentrants into good-paying jobs
- F. Act as a model for other institutions and state agencies
- G. Assist with rehabilitation through nature interaction
- H. Elevate interdepartmental and cross-sector collaboration
- I. Educate those in the labor/trade sectors on environmental conservation and preservation
- J. Build capacity among communities
- K. Help PA reach Bay goals by planting RFBs on DOC properties

# No Pre-requisites


- Requirements to enter the program/training: Be incarcerated at participating SCIs
- Requirements to earn certificate/certification: Opportunities to take Pesticide Applicators Certification and Tree Worker Climber Specialist



# Program Content

## Arboriculture Program & Tree Tenders

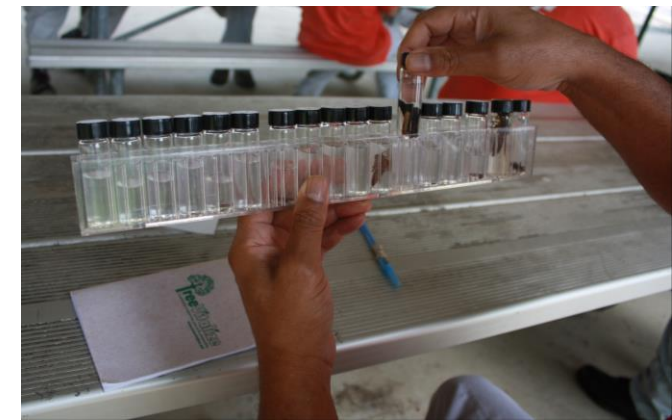
- Benefits of Trees & Urban Forestry
- Tree Biology
- Trees & Soil Relations
- Water Management
- Tree Nutrition & Fertilization
- Tree Identification
- Diagnosis and Identification of Tree Pests and Diseases
- Tree Pruning and ANSI standards
- Tree Installation, Establishment and Preservation
- Tree Worker Safety
- Tree Cabling, Bracing and Lightning Protection
- Tree Risk Assessment
- Tree Selection
- Tree Climbing



Instructors from: Bureau of Forestry, Penn State University, Penn State Extension, DE Forestry Service, Barlett Tree Experts, Conservation Services Inc., NRCS, County Conservation Districts, Native Creations

## Riparian Forest Buffer Program

- Farming 101
- Stream Ecology & Aquatic Macroinvertebrates
- Plant Identification
- Tree Planting; Planting & Sheltering Techniques
- Plant Selection
- RFB Design
- Site Maintenance
- Pesticide Application
- Small Business Basics & Entrepreneurship
- Professionalism & Career Day





# SCI 'Tree Tenders' help beautify Huntingdon streets

By REBECCA BERDAR For The Daily News Dec 18, 2018 0





# Program Outcomes/Metrics

Reach: 172 Inmates

2 State Correctional Institutions

10 Programs

343 hours of class & field instruction

Percentage of those released: TBD

Know of: 3 in job placement: 3 seriously interested



Ranking	County	Rate 2016
1	Jefferson	932.5
2	Philadelphia	865.9
★ 3	Dauphin	685.8
★ 4	Fulton	669.4
★ 5	Lycoming	622.1
6	Venango	570.5
7	Fayette	568.8
★ 8	Wyoming	494.2
★ 9	Lackawanna	487.9
10	Warren	484.7

\* Ranking by incarceration rate per 100,000 residents. Note: incarceration rate of the county committing the offense. This rate does not include county or federal inmates.

- 52% of Total Court Commitments in 2016 were between the ages 25-39
- Highest Offenses: Narcotic Drug Laws, Theft/Larceny, Weapons, Other



# PA Department of Corrections Calendar Year Releases

DOC Planning, Research, & Statistics  

Please email any comments or feedback to [RA-CRREENTRYMAPFBACK@pa.gov](mailto:RA-CRREENTRYMAPFBACK@pa.gov) | For a map of PA DOC Admissions [click here](#)



2013

2014

2015

2016

2017

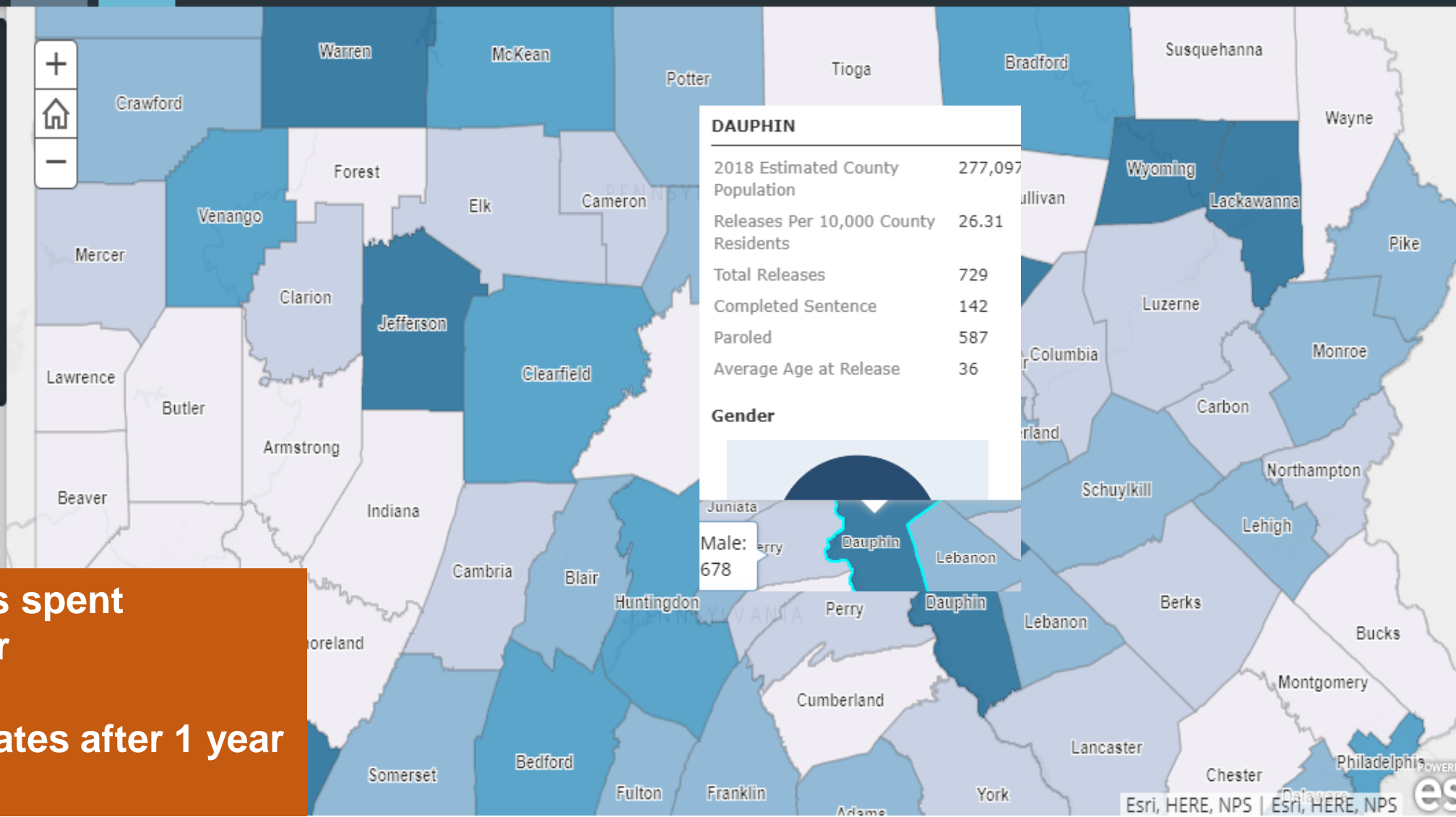
2018

Each county is shaded according to the number of releases (paroled and completed sentence cases) per 10,000 county residents as indicated in the legend at the bottom of this box. Click on each county for further information for each county: estimated county population, releases per 10,000 county residents, total number of releases, releases by type, average age at release, gender, race, and risk score.

## CY 2018 statewide totals:

Estimated PA Population	12,807,060
Releases per 10,000 PA Residents	14.21
Total Releases	18,194

**2015: PA tax payers spent \$42,727/inmate/year**  
**19,998 releases**  
**42.8% recidivism rates after 1 year**  
**~60% after 3 years**



# Program Contact

**Shea Zwerver**, PA DCNR Bureau of Forestry/WPC, TreeVitalize Coordinator

[c-szwerver@pa.gov](mailto:c-szwerver@pa.gov), 717.346.9583

**Ryan Davis**, Alliance for the Chesapeake Bay, Chesapeake Forests Program Manager

[rdavis@allianceforthebay.org](mailto:rdavis@allianceforthebay.org), 717.517.8698

**Teddi Stark**, PA DCNR Bureau of Forestry/WPC, Riparian Forest Buffer Coordinator

[c-tstark@pa.gov](mailto:c-tstark@pa.gov), 717.787.0656