



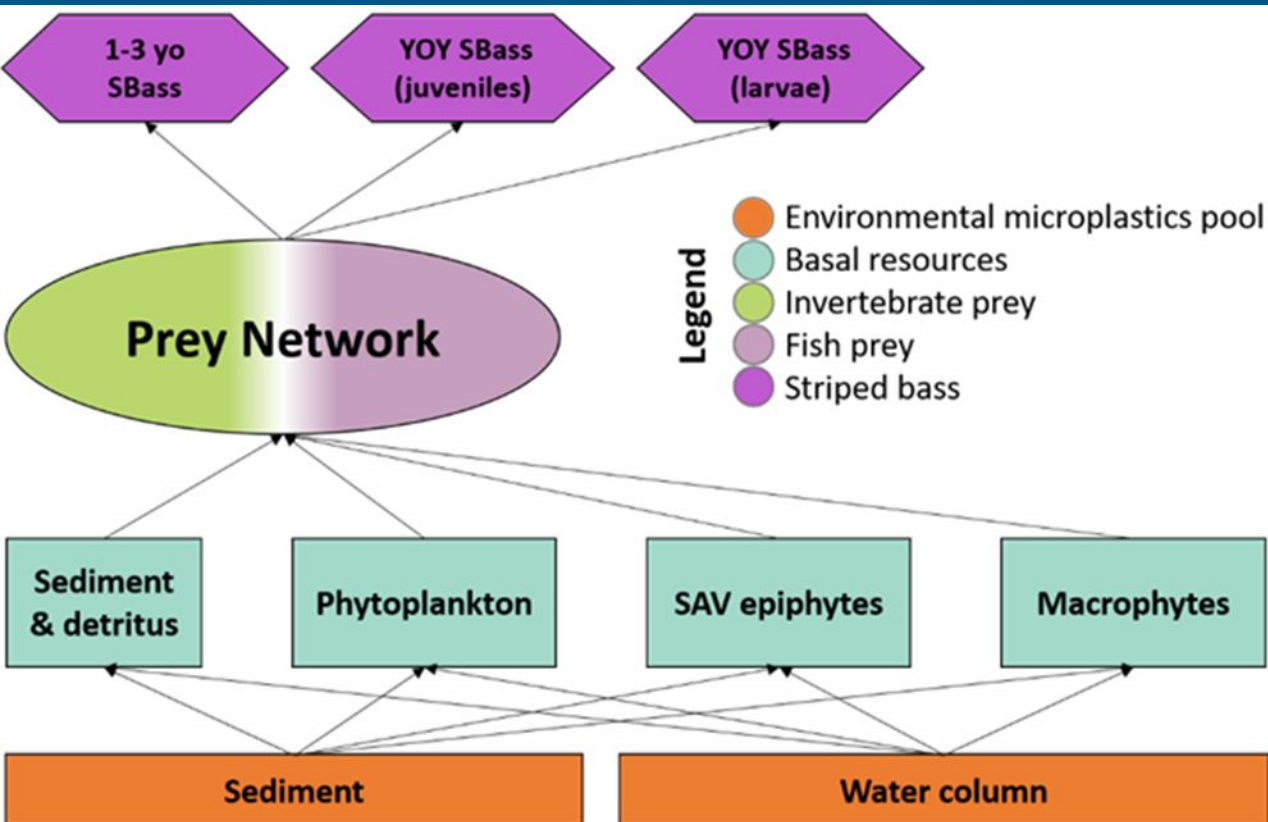
TETRA TECH

# MICROPLASTICS ECOLOGICAL RISK ASSESSMENT: Primary vectors to YOY Striped Bass

Bob Murphy- Tetra Tech Center for Ecological  
Sciences



# Striped Bass ERA Recap



## Potential Assessment Endpoints

### Individual Assessment Endpoints

- Growth rates
- Fecundity
- Predator susceptibility
- Direct mortality
- Physiological condition
- Behavior change

### Population Assessment Endpoints

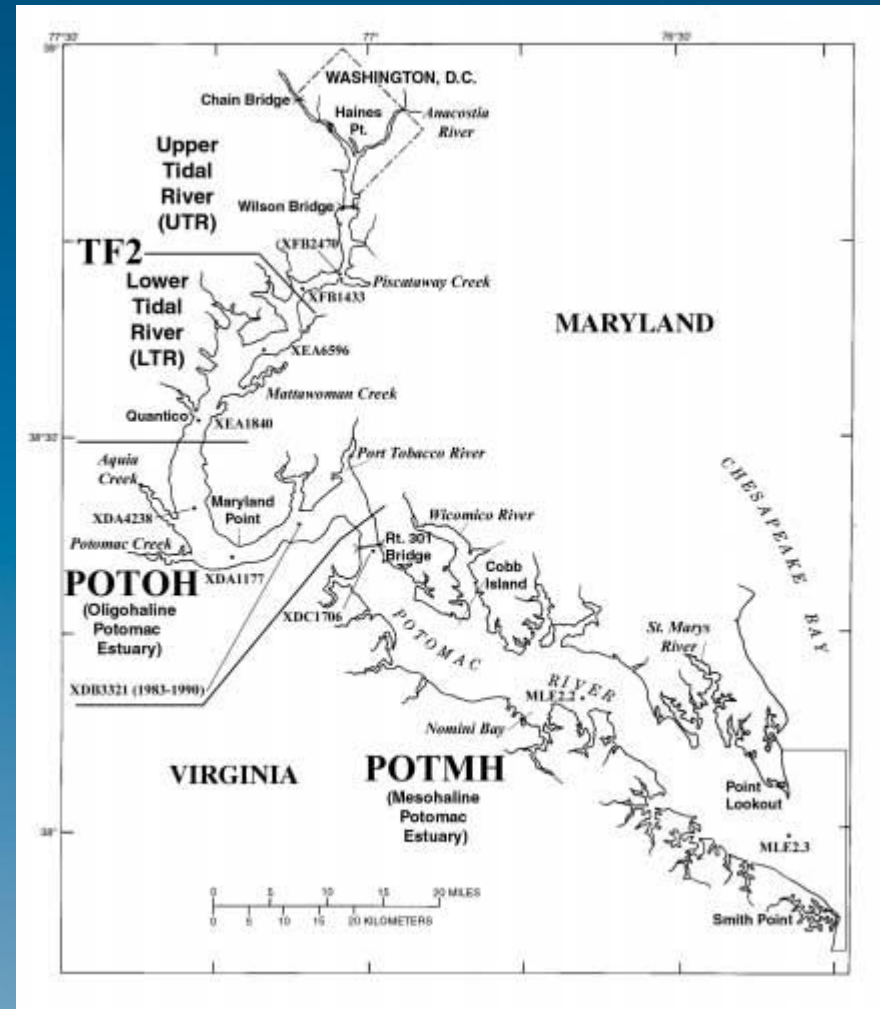
- Catch-per-unit-effort
- Size-at-age
- Age-structure
- Mortality
- Spawning stock biomass

# Model Input and Criteria for Inclusion

## Potomac River Striped Bass YOY

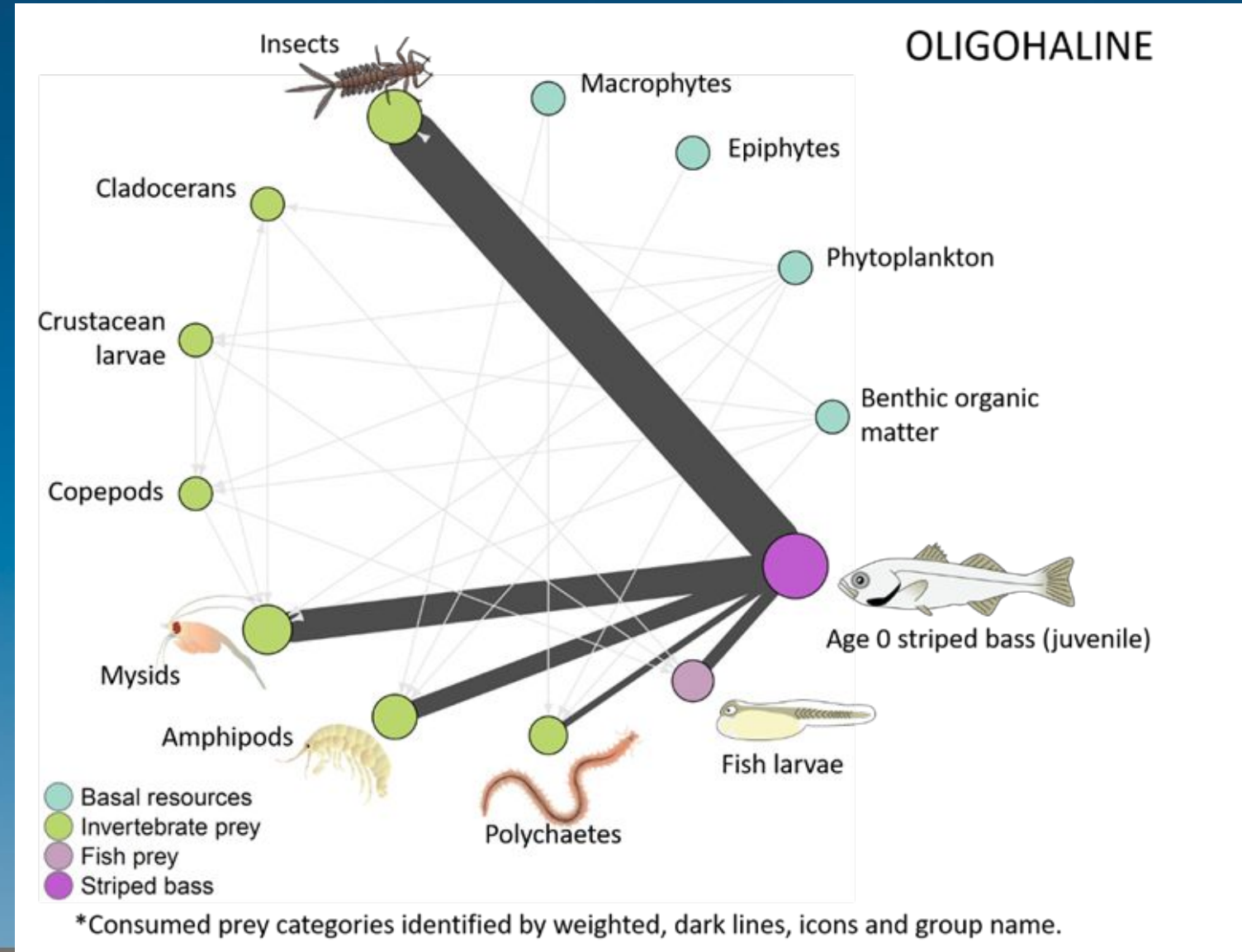
### Literature Review

1. Potomac River data
2. Chesapeake Bay/other tributary studies
3. Other Atlantic Coast
4. Global



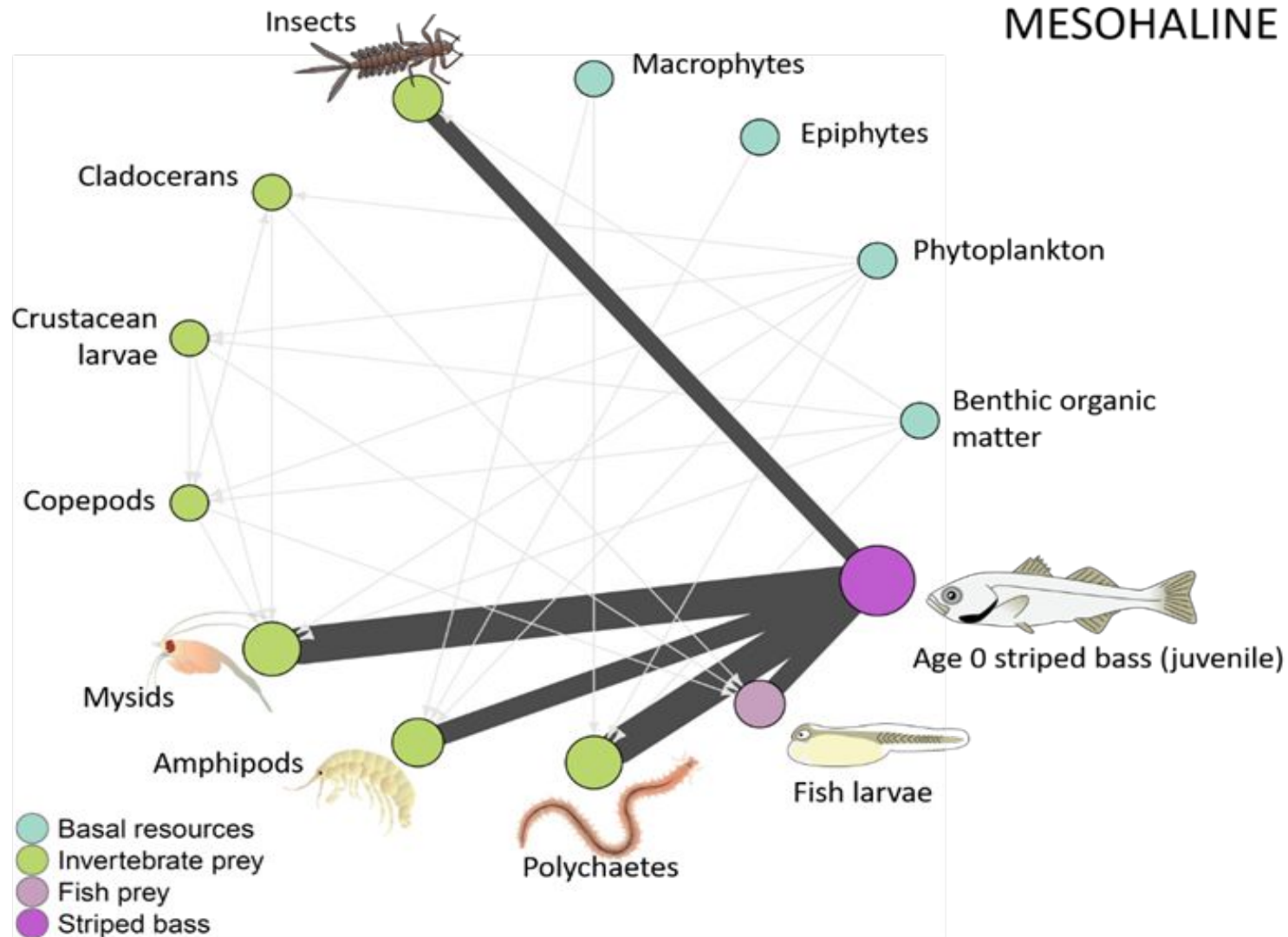


# Semi-quantitative food web interaction



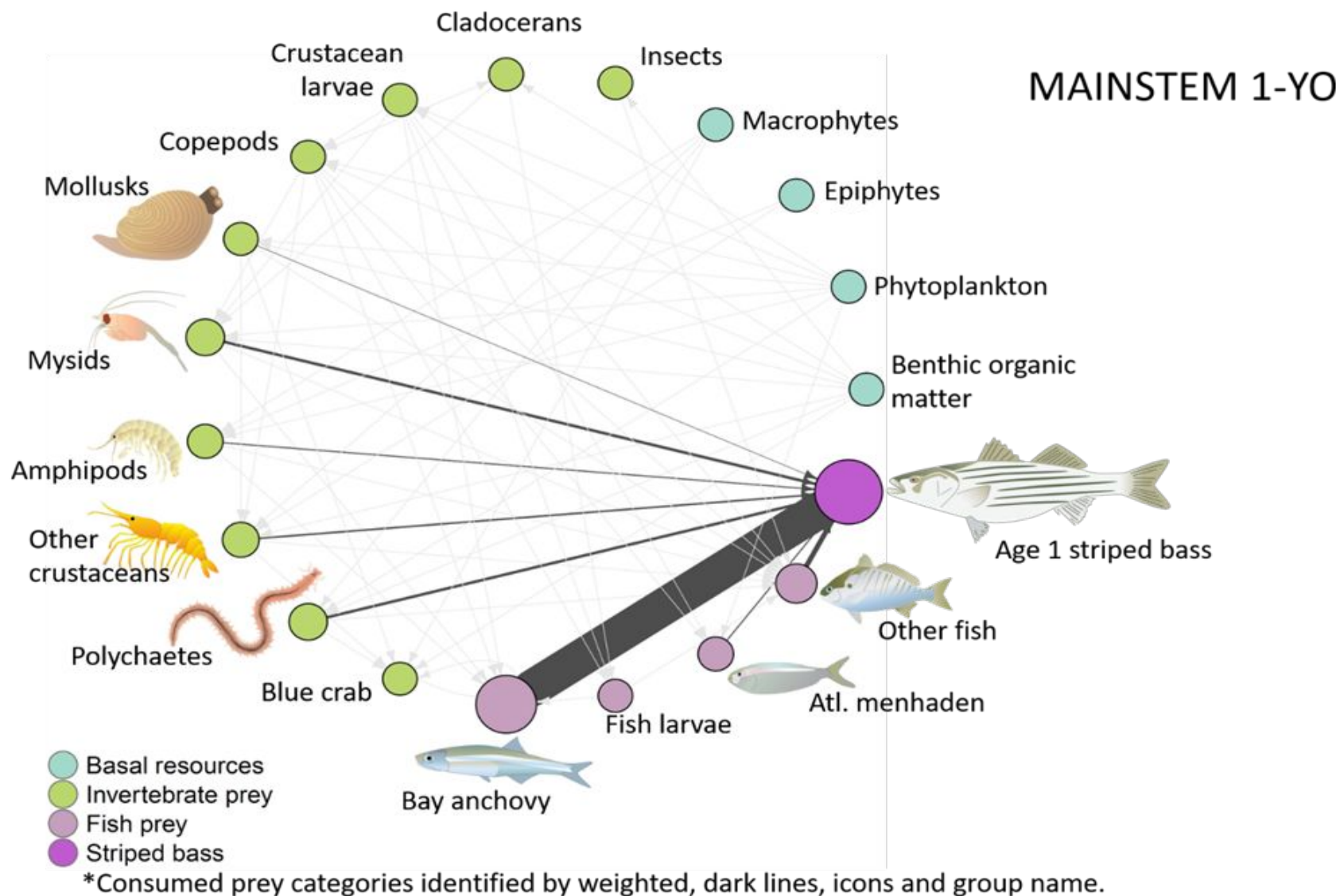
Data from Boynton et al 1981

# Semi-quantitative food web interaction



\*Consumed prey categories identified by weighted, dark lines, icons and group name.

# Baywide diet: 1YO



# Priority Prey Items

Prey category	OLIGO	TF	OLIGO	MESO	MAIN	MAIN	Priority-level
Insects		47.5	40	12.5			
Cladocerans	26.2						
Larval zooplankton	1						
Adult copepods	40.3						
Bivalves					0.9	1.2	
Mysids		0	24.5	27	4.5	21	
Amphipods		1.5	15	15.5	1.9	5	
Other crustaceans					2.8	4	
Polychaetes		12	5.5	25	4.4	9.4	
Bay Anchovy					57.8	15.6	
Fish larvae		35.5	10	14			
Atl. Menhaden					1.9	17.9	
Other fish					7.6	8	



# Updating the ERA Model

- Potential regime shift in the zooplankton community;
- Incorporate ongoing research into contemporary Striped Bass diet e.g. SERC)
- Focus on Mysids, Amphipods, and Bay Anchovy
- Include research on similar taxa from elsewhere around the globe






# Microplastic pathways

Major Taxa	Confirmed MP presence or consumption? (Y/N)	Location	Citation	Notes
<b>Habitat</b>				
Macrophytes (includes SAV and wetlands)	Y	(SAV) Caribbean; UK, Korea; Washington, DC; (wetlands) South Africa; multiple	(Goss et al. 2018, Reynolds and Ryan 2018, Murphy 2019, Townsend et al. 2019, Cozzolino et al. 2020, Huang et al. 2020, Jones et al. 2020)	Macrophytes include a combination of SAV and wetlands given similar roles for microplastic adherence
Epiphytes	Y	Caribbean;	(Goss et al. 2018, Seng et al. 2020)	Found in epiphytes on seagrass
Benthic organic matter	Y	St. Lawrence River; Washington DC;	(Castaneda et al. 2014, Murphy 2020)	
Phytoplankton	Y	Laboratory;	(Long et al. 2015, Shiu et al. 2020)	Diatoms; aggregation of cells on MPs
<b>Invertebrate Prey</b>				
Insects	Y			
Crustacean larvae	Y	Laboratory	(Jemec et al. 2016, Gambardella et al. 2017, Woods et al. 2020)	Lobsters; barnacle nauplii;
Cladocerans	Y	Laboratory	(Martins and Guilhermino 2018, Jaikumar et al. 2019, Woods et al. 2020)	Freshwater regions
Copepods	Y	Laboratory; Pacific Ocean	(Cole et al. 2015, Desforjes et al. 2015)	
Amphipods	Y	Laboratory	(Jeong et al. 2017, Mateos Cárdenas et al. 2019)	Jeong et al proposed an adverse outcome pathway for microplastic exposure that covers molecular and individual levels.

# Literature Review

- Extracted loadings for amphipods, mysid shrimp, and bay anchovy
- Primarily laboratory-derived (may not reflect environmental levels)
- Anchovy (Engraulid) studies were largely environmental samples



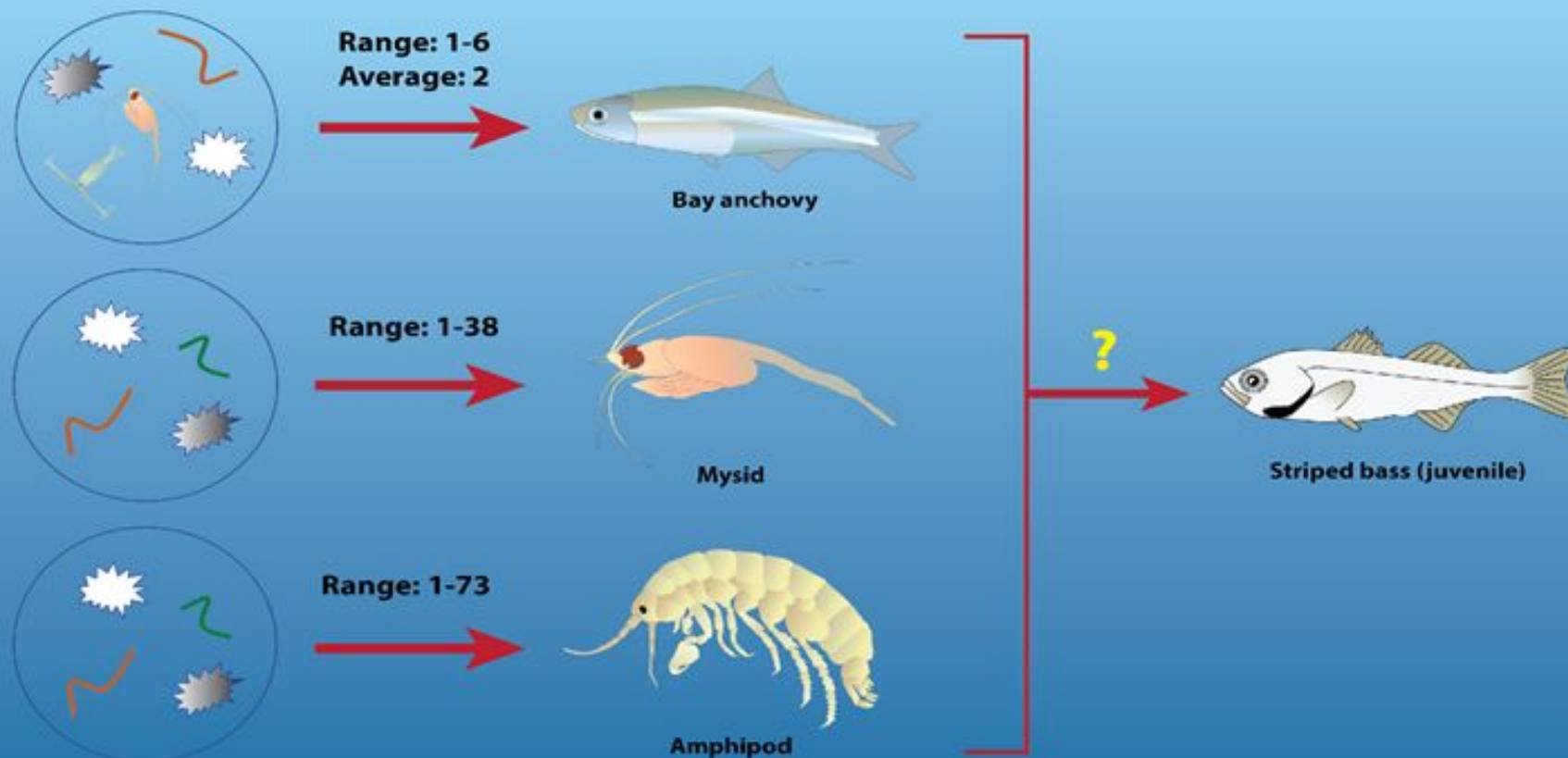


Figure 1. Estimated potential quantities of microplastic particles per individual for each of three common taxa (Bay Anchovy, Mysid, Amphipoda) reaching an individual feeding juvenile striped bass. Sources of microplastics for each taxa are displayed on the left, with most of it free-floating plastic particles, with the exception of mysid shrimp in bay anchovy diet (described in the text).

# Next steps

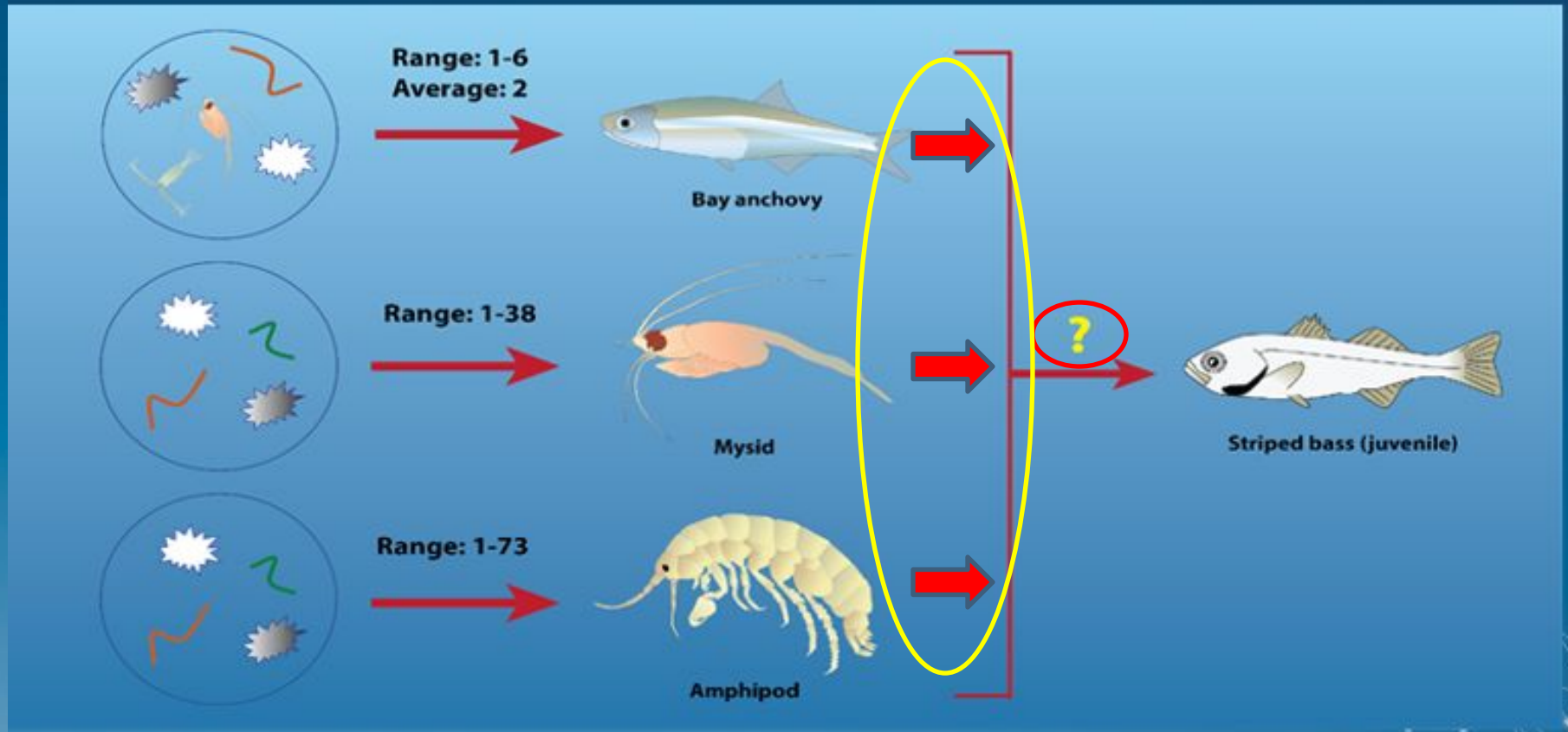
Combination field and laboratory studies that will:

- 1) elucidate the loadings of microplastics within the prey community;
- 2) measure uptake of microplastics in these taxa;
- 3) conduct behavioral studies of prey taxa after microplastic consumption;
- 4) assess trophic transfer to YOY striped bass.





# Trophic Transfer



# Questions

