

# CBPO FY 2020 Budget Presentation

*Principals' Staff Committee Meeting—December 2020*



*Jim Edward, EPA*



# AGENDA

**01**

**FY 2020 Budget Breakdown**

**02**

**CBIG and CBRAP**

**03**

**Local Government Implementation**

**04**

**Monitoring Funding**

**05**

**Most Effective Basins (MEB)**

**06**

**WIP Assistance**

**07**

**GIT Funding**

**08**

**Innovative and Small Watershed Grants**

**09**

**Advisory Committees**

**10**

**Looking Ahead to FY 2021**

## FY 2020 Chesapeake Bay Program Budget

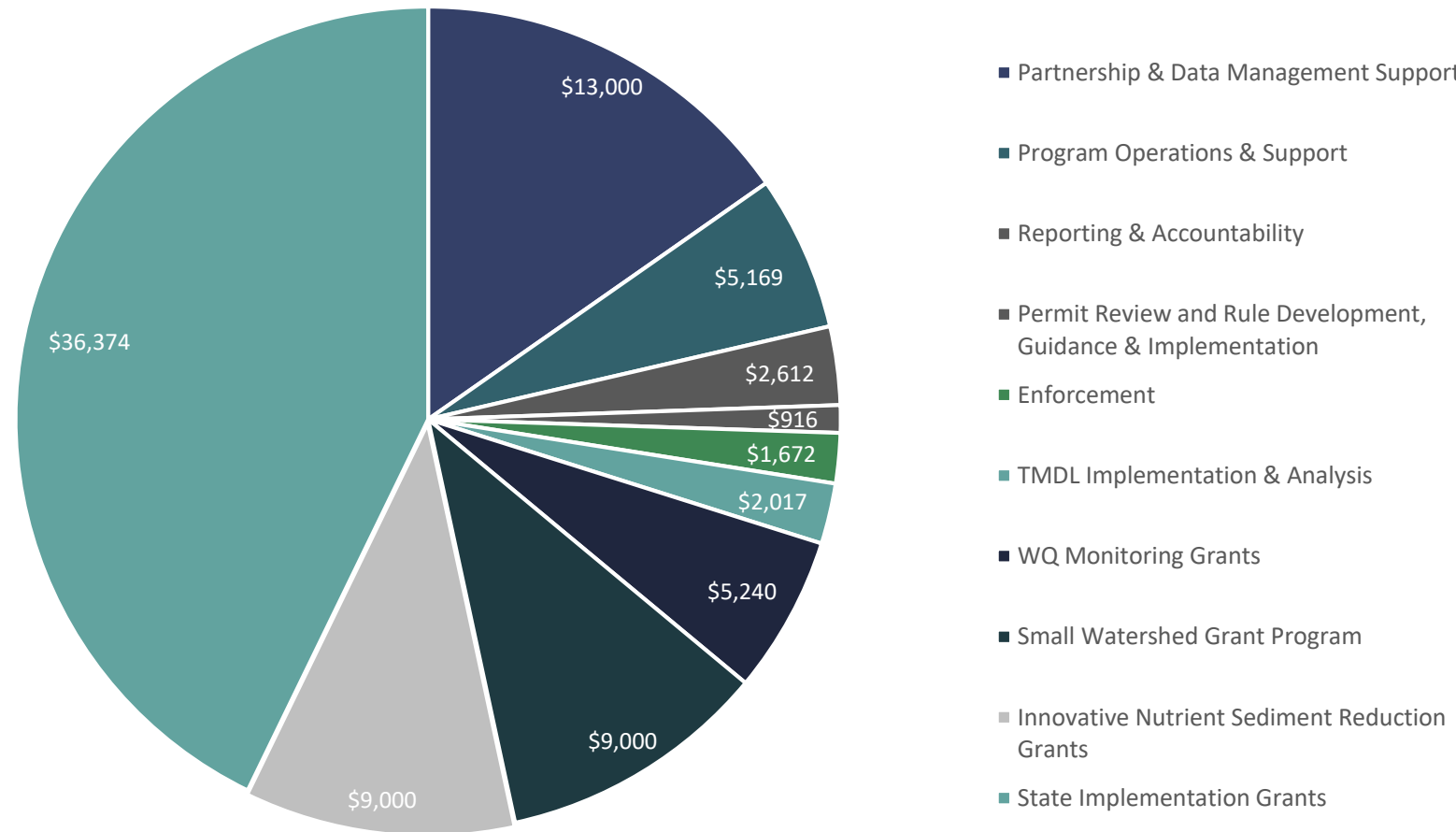
### Funding Categories\*

	FY 2020 Enacted Budget (Dollars in thousands)
Program Operations & Support	\$5,169
Partnership & Data Management Support	\$13,000
WQ Monitoring Grants	\$5,240
TMDL Implementation & Analysis	\$2,017
Reporting & Accountability	\$2,612
Permit Review and Rule Development, Guidance & Implementation	\$916
Enforcement	\$1,672
Small Watershed Grant Program	\$9,000
Innovative Nutrient Sediment Reduction Grants	\$9,000
State Implementation Grants	\$36,374
<b>Chesapeake Bay Funding Totals</b>	<b>\$85,000</b>

\*Funding categories used in annual congressional justification

# FY 2020 Chesapeake Bay Program Budget

## Funding by Category

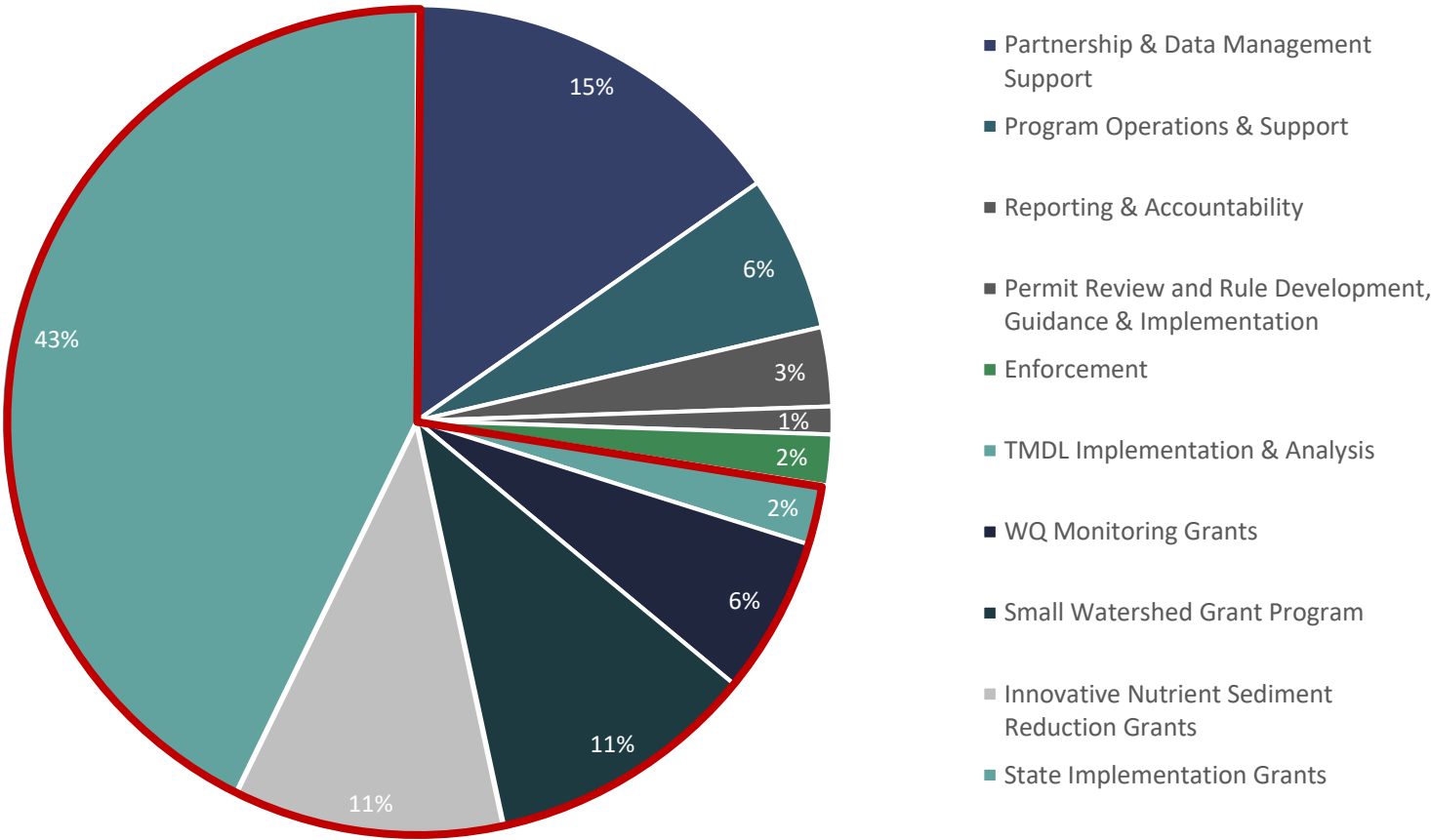


\*Dollars in thousands

# FY 2020 Chesapeake Bay Program Budget

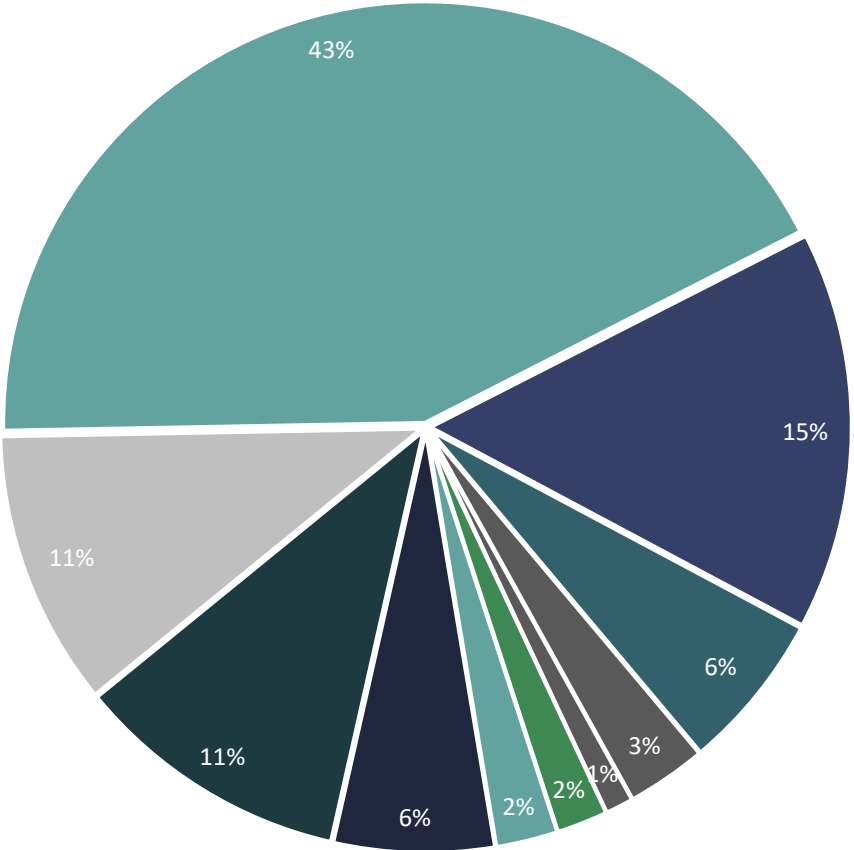
## Funding by Category

>70% to Grants



# FY 2020 Partnership and Data Management Support

## Funding by Category



### Examples of Partnership and Data Management Support

#### Advisory Committees

CAC/LGAC

~\$300 K each

STAC

~\$400 K

CRC Staffer Support

~\$900 K

Goal Team Funding

~\$900 K

GIT Coordinator Positions

~\$800 K

SAV Monitoring and Analysis

~\$400 K

Technical Program Support (QA, monitoring, modeling, data analysis, GIS, high-resolution land cover, etc.)

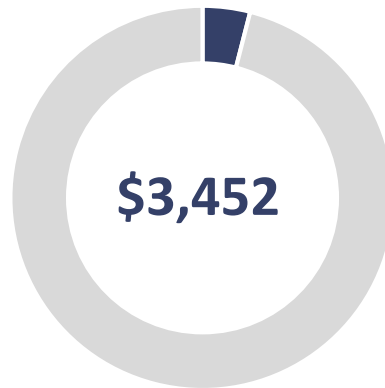
~\$3.95 M

Mission Support Contracts (Tetra Tech and ERG)

~\$1.0 M

# FY 2020 Chesapeake Bay Program Funding

## Funding by Office



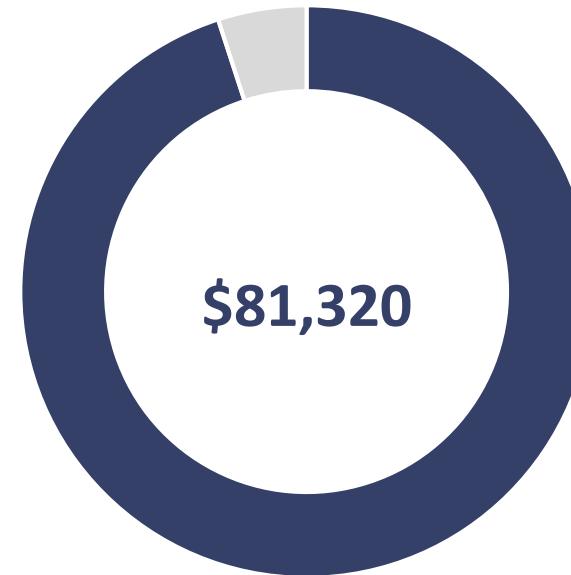
### Headquarters

Office of General Counsel,  
Office of Water, Office of  
Information Management,  
Office of Administration, Office  
Enforcement and Compliance  
Assurance.



### Region 2

Water Division.



### Region 3

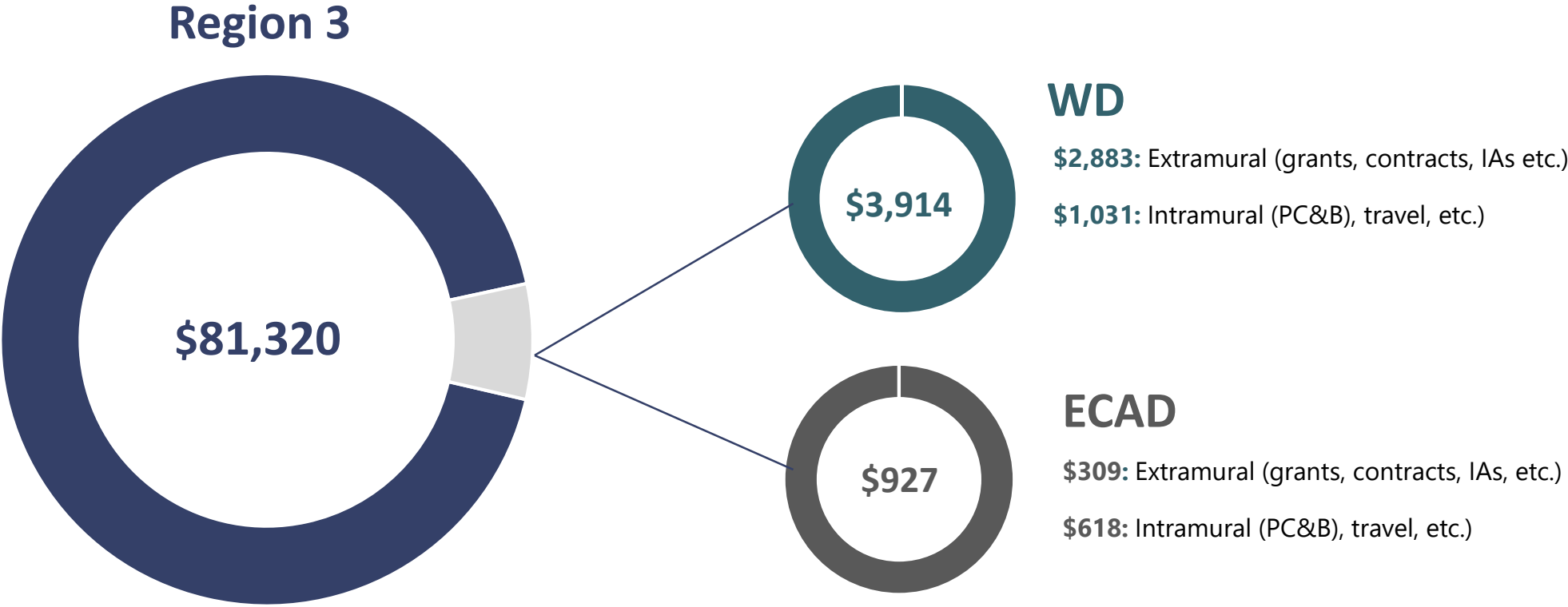
Chesapeake Bay Program Office,  
Water Division, Office of Regional  
Counsel, Enforcement and  
Compliance Assurance Division,  
Regional Administrator's Office.

**FY 2020 CBP: \$85,000**

\*Dollars in thousands

# FY 2020 Region 3 Chesapeake Bay Program Funding

Water Division & ECAD

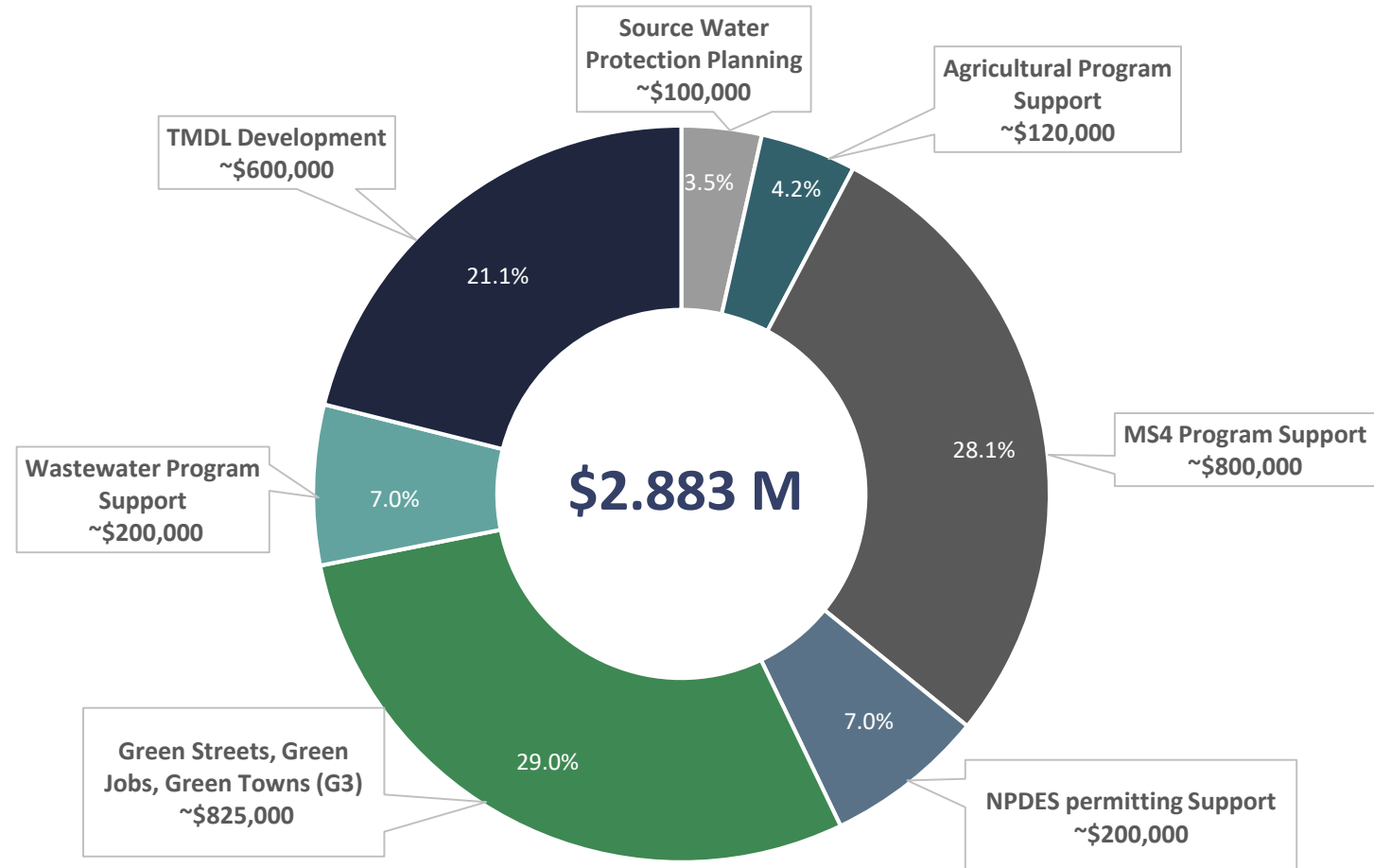


\*Dollars in thousands



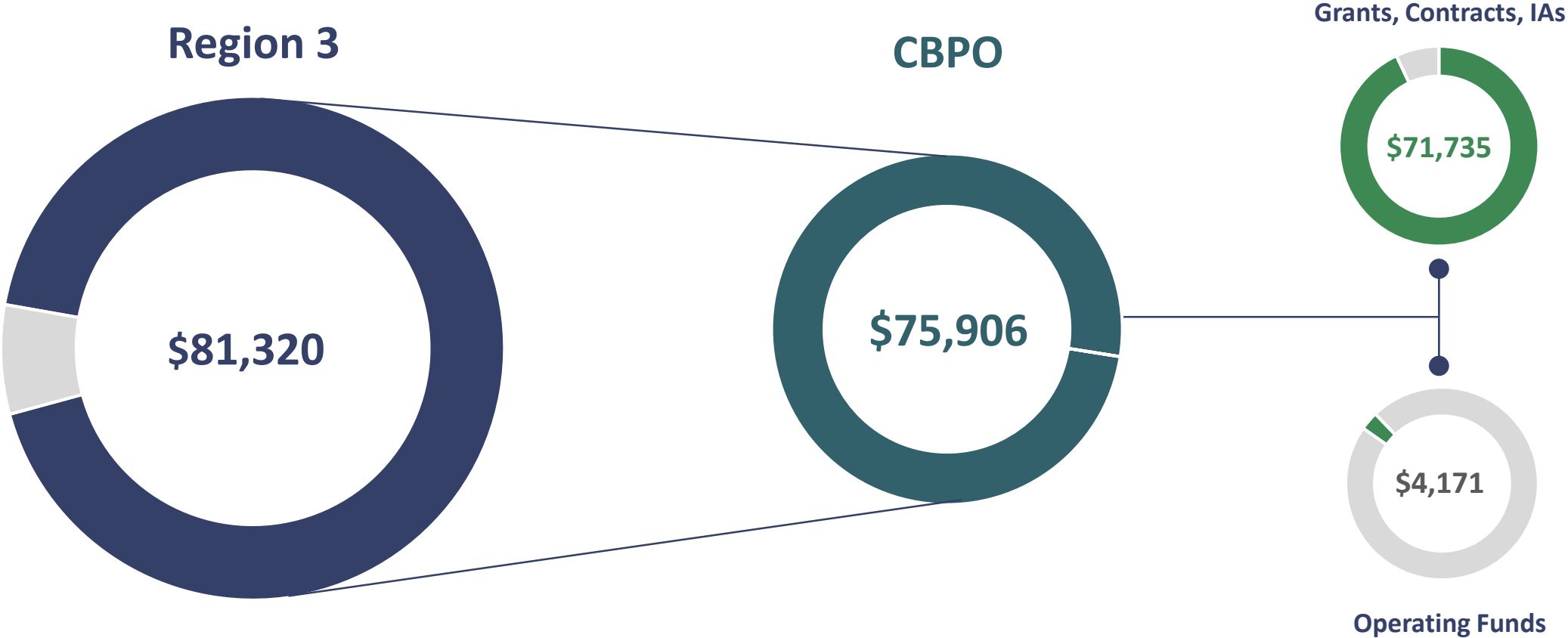
# FY 2020 Region 3 Chesapeake Bay Program Funding

## Water Division State Capacity Support



# FY 2020 Region 3 Chesapeake Bay Program Funding

Chesapeake Bay Program Office



\*Dollars in thousands

# CBIG

Implementation of management mechanisms **for all Goals and Outcomes** established under the 2014 Chesapeake Bay Watershed Agreement, with emphasis on reduction of nutrient and sediment pollution.

**20%:** Pennsylvania, Virginia, Maryland  
**10%:** Delaware, DC, New York, West Virginia

\$12.6 M



Allocation Formula



Funding Amount

# CBRAP

Implementation of regulatory, accountability, assessment, compliance, and enforcement capabilities in support of the **Water Quality Goal** of the 2014 Watershed Agreement and Bay TMDL.

**Base:** All Bay Agreement signatories receive funds.  
**Formula:** **35%** for reductions through 2017. **65%** for 2018-2025 N load reduction commitments.

\$11.2 M

**Combined Funding Amount approx. \$23.8 M**

## Local Government Implementation Funding

---

- The Consolidated Appropriations Act, 2014 ([P.L. 113-76](#)) provided additional state funding for CBPO, and EPA provided \$5 M for this commitment.
- Intended for use by local entities, including:
  - Counties, municipalities, cities, towns, townships, federally recognized tribes, local public authorities or districts (including conservation districts or regional planning districts), organizations representing local governments, or watershed organizations that support local government implementation.
- Subset of the eligible uses of the CBRAP and CBIG – to support the jurisdictions' WIPs.
- Funds can be placed on either CBIG, CBRAP grants, or both.
- Allocated using CBRAP grant allocation formula.
- EPA can also provide this funding directly to local entities through competitive RFAs.

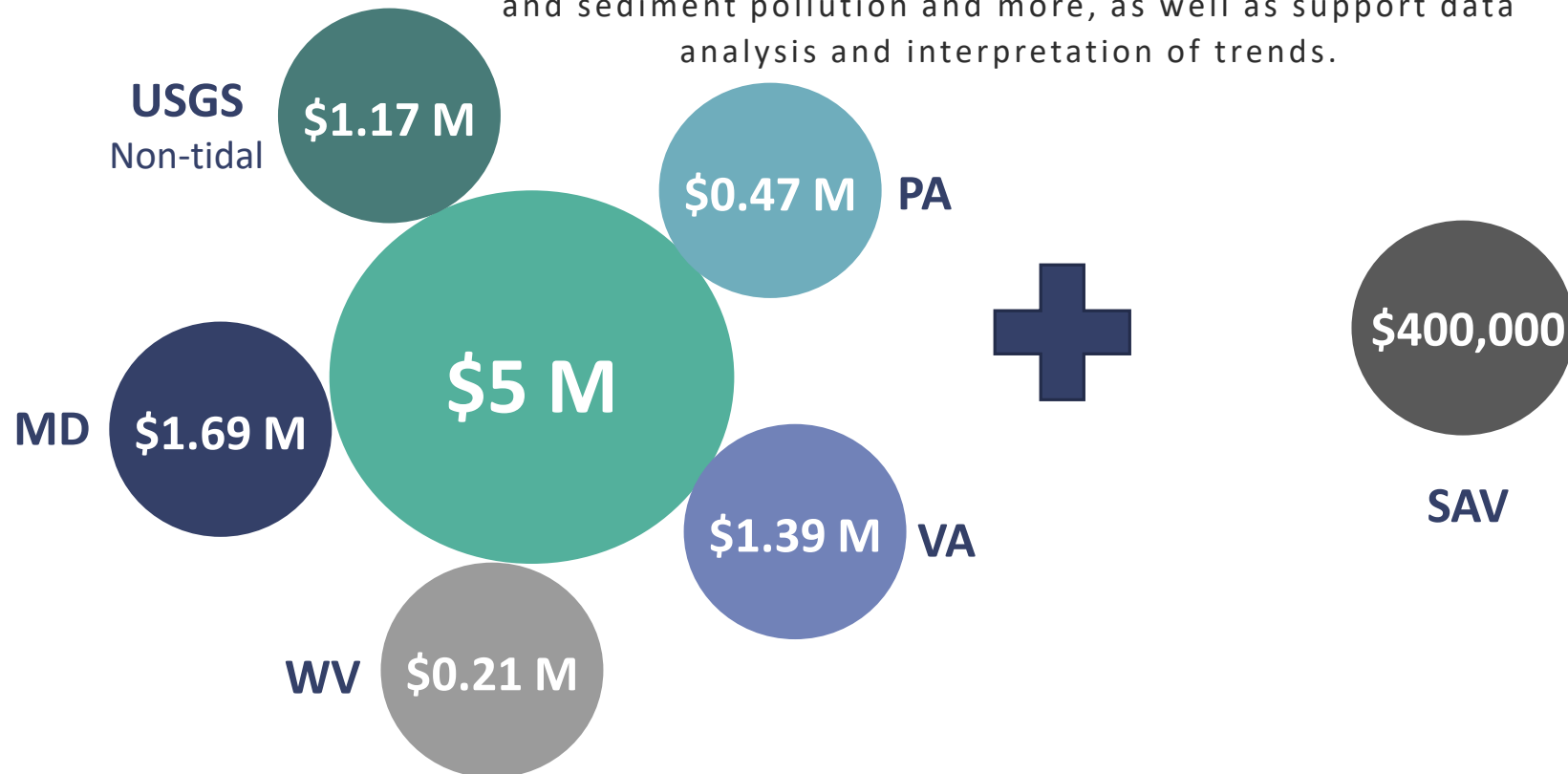
## FY 2020 Most Effective Basins (MEB) Funding

- Formula is based on cost effectiveness and load effectiveness for nitrogen.
- By jurisdiction, the percentage of agricultural sector implementation proposed in each WIP and the resulting MEB funding allocation.
- New funds part of FY 2020 Consolidated Appropriations Act ([P.L. 116-93](#)) Congressional Report.

Jurisdiction	Phase III WIP Ag Nitrogen Commitment (million pounds)	Percent of Total Nitrogen Commitment Proposed	MEB Funding Allocations (\$)
DC	0.0	0.00%	-
DE	2.2	6.08%	\$ 364,540
MD	4.2	11.60%	\$ 695,940
NY	0.5	1.33%	\$ 79,536
PA	22.3	61.59%	\$ 3,695,112
VA	6.7	18.50%	\$ 1,110,191
WV	0.3	0.91%	\$ 54,681
<b>Totals</b>	<b>36.2</b>	<b>100.00%</b>	<b>\$ 6,000,000</b>

## Monitoring Funding

Monitoring grants support jurisdictions and USGS work to monitor and assess water quality, habitat conditions, nutrient and sediment pollution and more, as well as support data analysis and interpretation of trends.



## WIP Assistance Funding

---

- **\$500,000** annually of additional funds (subject to availability) awarded to the jurisdictions via competitive process
- **Based on Partnership priorities.** FY 2020 priorities:
  - Strengthen and advance implementation of the jurisdictions' Phase III WIPs and two-year milestones, including addressing noted gaps in EPA's evaluations of these plans.
  - Enhance the jurisdictions' BMP verification programs
- Jurisdiction decides to place the additional funds on either **CBIG or CBRAP grants**

# GIT Funding



\$900,000 through cooperative agreement with Chesapeake Bay Trust

**Purpose:** The GIT Funding Program undertakes projects that address needs identified in the management strategies and action plans that teams develop to meet the goals of the Chesapeake Bay Watershed Agreement. The program outputs substantially impact team progress on completing planned actions and filling critical knowledge gaps

## 2020 GIT Funding Project Title

Project 1 - Forage Indicator Development: Using Environmental Drivers to Assess Forage Status

Project 2 - Synthesis of Shoreline, Sea Level Rise, and Marsh Migration Data for Wetland Restoration Targeting

Project 3 - Maintaining forests in stream corridor restoration and sharing lessons learned

Project 4 - Public Access Research - Benefits and Barriers Across the Watershed

Project 5 - Planning for Clean Water: Local Government Workshops

Project 6 - Modeling climate impacts on submerged aquatic grasses (SAV) in Chesapeake Bay

Project 10 - Cultivating and Strengthening Partnerships with Underrepresented Stakeholders

Project 15 - Chesapeake Bay Program Social Science Assessment and Integration Road Map Development

Project 8 - Management Approaches to Reduce Stressors of Stream Health

Project 19 - Developing Standards and Metrics to Target the Conservation of “ Green Spaces ” in Diverse and Low – Income Urban Communities

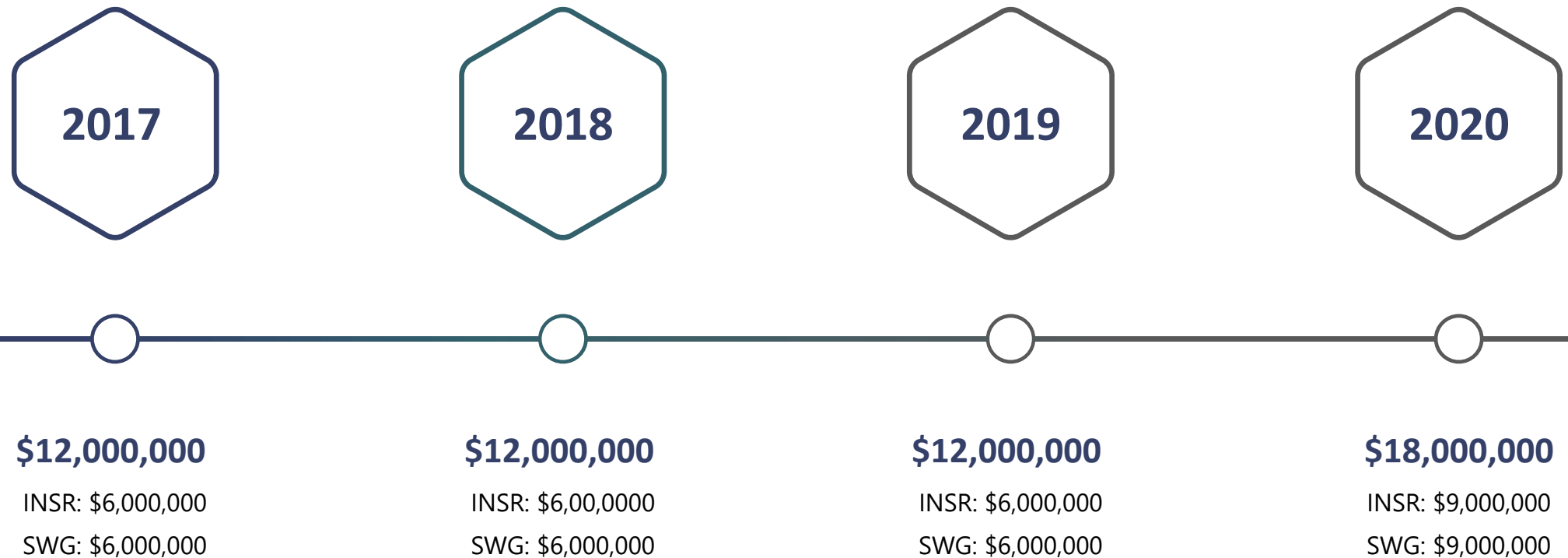
Project 14 - Methods to integrate co-benefits of toxic contaminant reduction into decision tools

Project 7 - Development of cost-effective methods to measure denitrification rates of Oyster Restoration BMPs



# Innovative Nutrient & Sediment Reduction Grants | Small Watershed Grants

## Annual Funding Amounts



# Advisory Committees

Funding for the Science and Technical Advisory Committee (STAC), the Local Government Advisory Committee (LGAC), and the Community Advisory Committee (CAC)



\*Includes funding for workshops, synthesis, etc.

## Looking Ahead to FY 2021

---

- **America's Conservation Enhancement Act (P.L. 116-188)**
  - Signed into law October 30<sup>th</sup>, 2020
  - Authorizes EPA Chesapeake Bay Program at **\$90 M in FY 2021**
  - Incremental increases to \$92 M by FY 2025
- Current budget authority is provided by Continuing Resolution through December 18th, 2020.
- House FY 2021 Appropriations Bill:
  - Increases funding for Chesapeake Bay Program Office from FY 2020 level of \$85 M by \$5.5 M, to **\$90.5 M**
  - The increase in funding is split among the following grants: SWG, INSR, and Most Effective Basins Grants
- Senate FY 2021 Appropriations Bill:
  - Maintains Chesapeake Bay Program Office funding at FY 2020 level of **\$85 M**

# Questions?

*Jim Edward, [Edward.james@epa.gov](mailto:Edward.james@epa.gov)*

