

Chesapeake Bay Program FY 2024 Budget Overview

Stakeholders Advisory
Committee Meeting

December 12, 2024

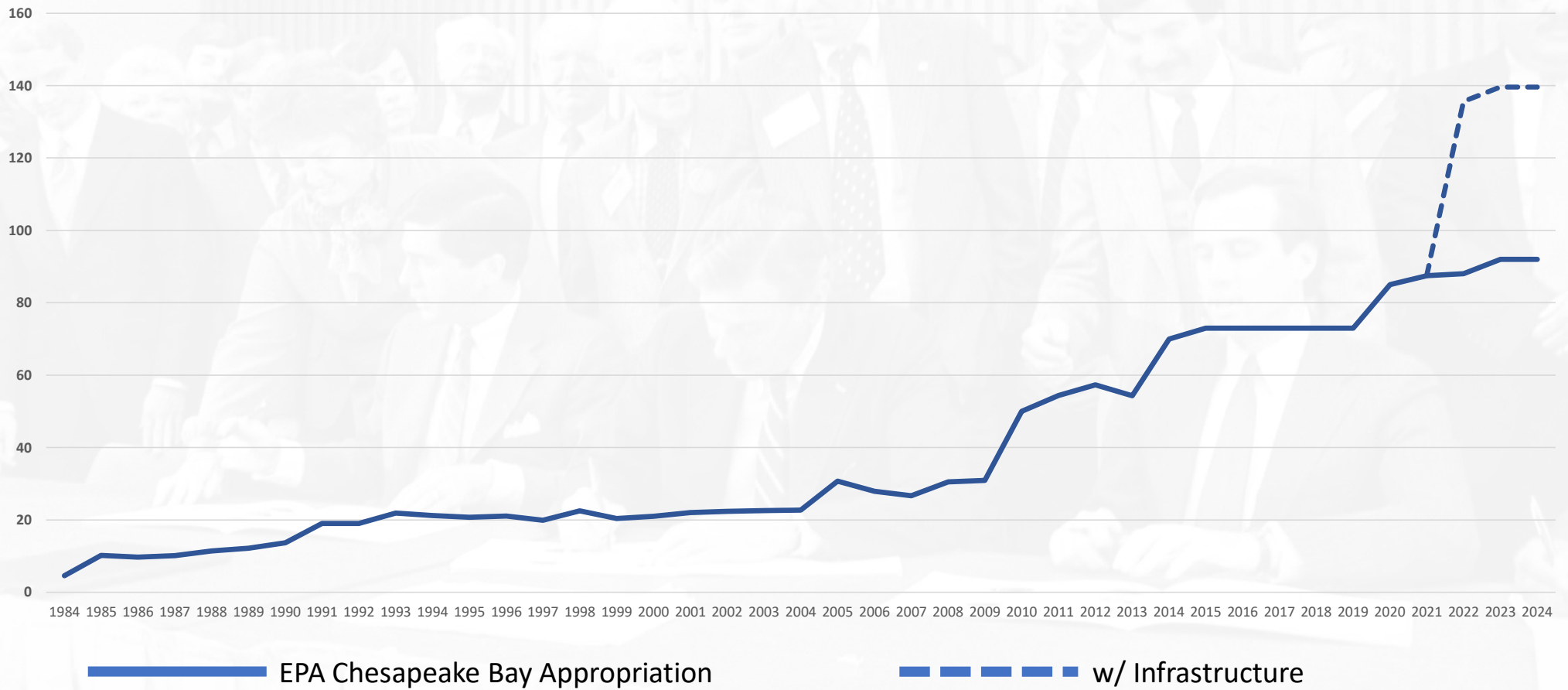




Today's Agenda

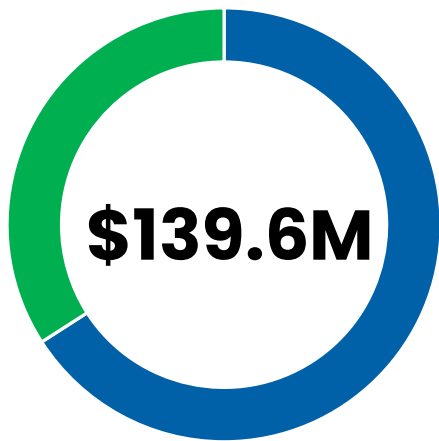
- 1) Historical Budget Overview
- 2) FY 2024 Budget Summary
- 3) Program Highlights
- 4) A Look Ahead at FY 2025 and Beyond

EPA Chesapeake Bay Program Total Funding Since 1984 (Dollars in Millions)



FY 2024 EPA Chesapeake Bay Operating Budget

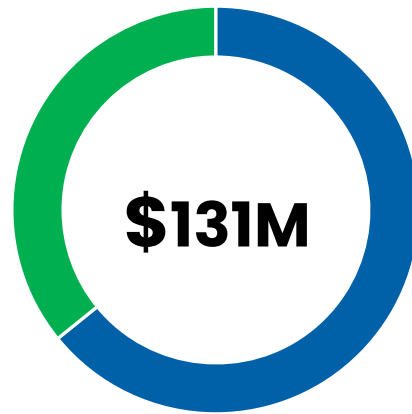
Appropriated Funds



■ Annual Approp. - \$92M

■ Infrastructure - \$47.6M

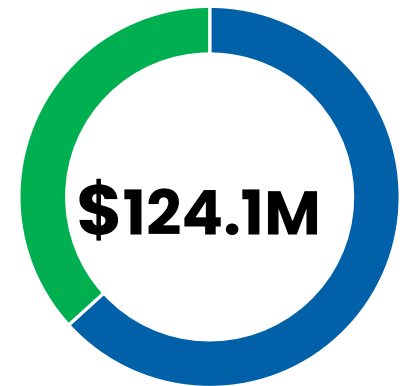
CBPO Operating Budget



■ Annual Approp. - \$84M

■ Infrastructure - \$47M

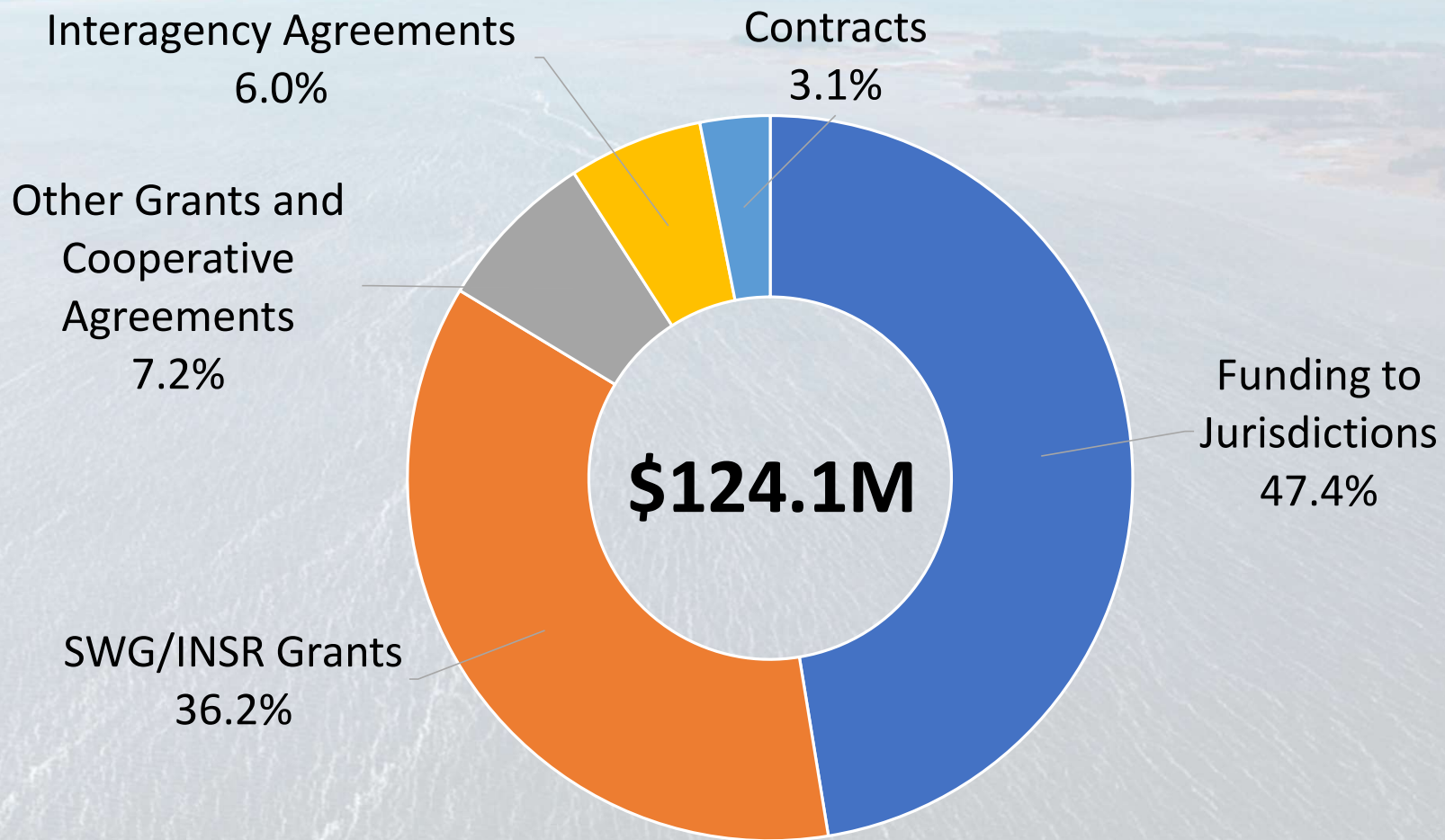
Grants, Contracts, and Interagency Agreements



■ Annual Approp. - \$78.5M

■ Infrastructure - \$45.6M

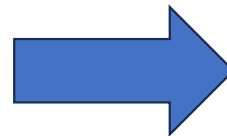
FY 2024 Financial Assistance Awards



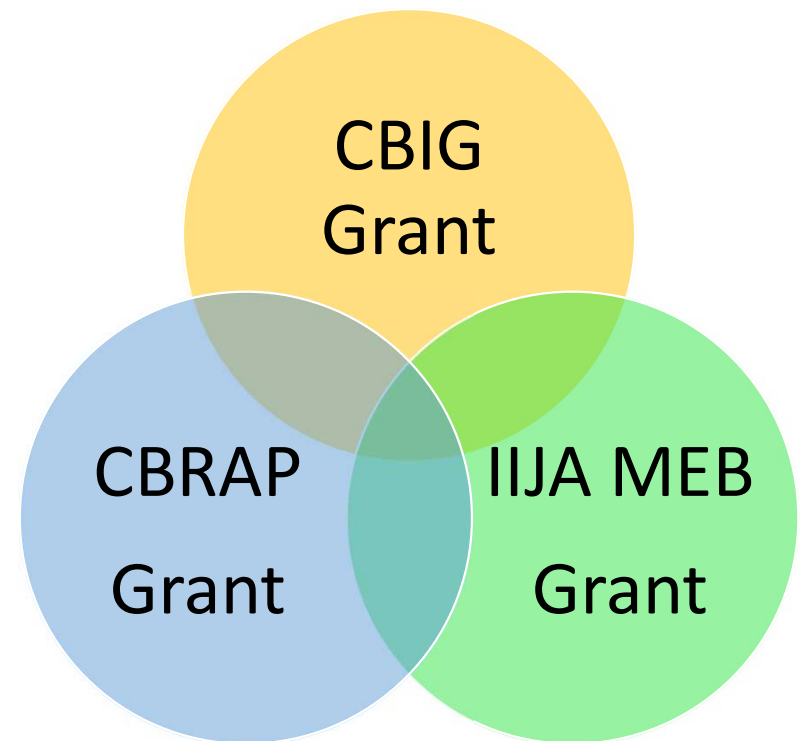
Jurisdiction Implementation Grants

Funding Types

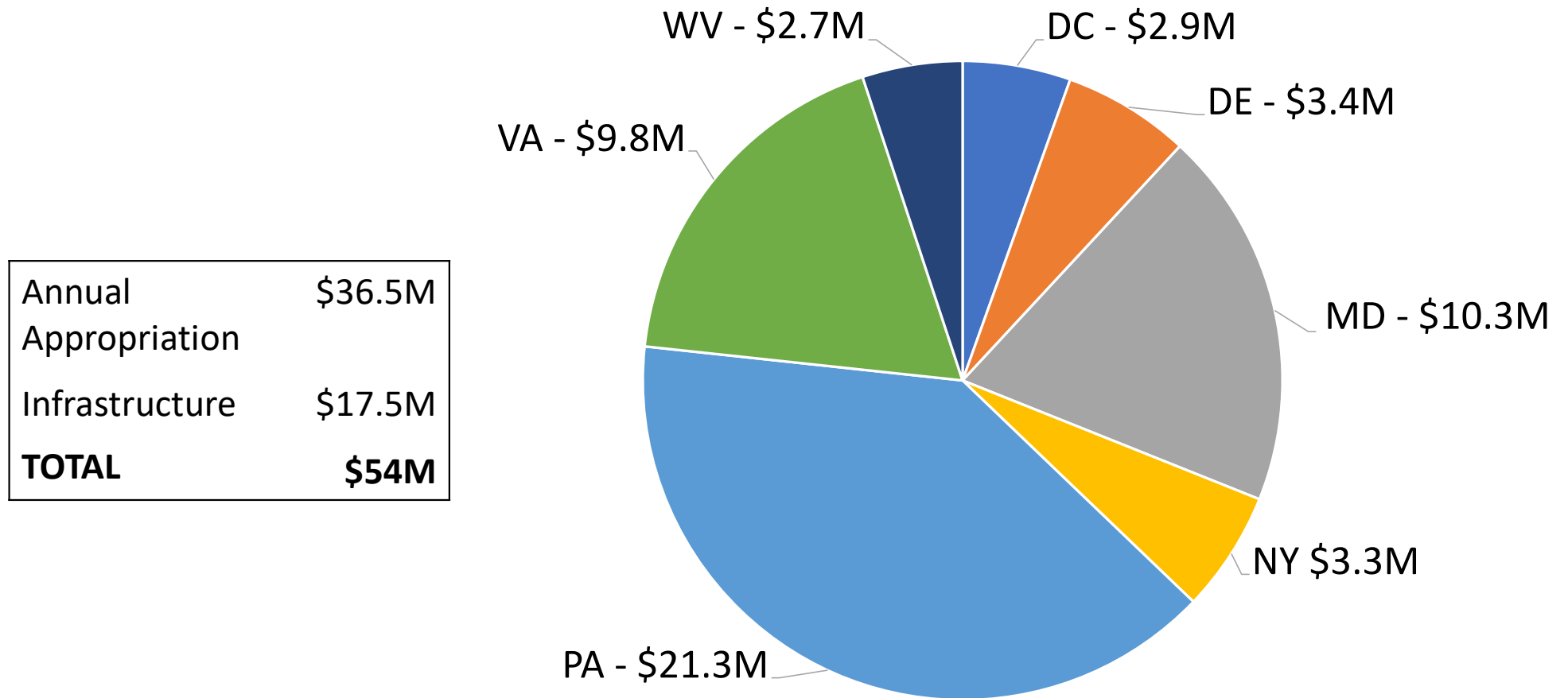
CBIG	CBRAP
Local Government Implementation	Most Effective Basins
State Capacity	Supplemental Support



Implementation Grants



FY 2024 Jurisdiction Implementation Grants





FY 2024 Most Effective Basins

	Annual Appropriation	Infrastructure
DC	\$226,087	\$423,913
DE	\$413,102	\$774,567
MD	\$1,102,615	\$2,067,404
NY	\$226,087	\$423,913
PA	\$4,977,436	\$9,332,693
VA	\$828,586	\$1,553,597
WV	\$226,087	\$423,913
	\$8,000,000	\$15,000,000

FY 2024 Local Government Implementation Funding

DC	\$322,784
Delaware	\$366,000
Maryland (DNR)	\$615,635
Maryland (MDE)	\$615,635
New York	\$449,654
Pennsylvania	\$1,190,544
Virginia	\$1,139,329
West Virginia	\$300,139
TOTAL	\$4,999,720



Monitoring the Chesapeake Bay


Monitoring Network - \$7.7M

Annual Appropriation

- MD - \$2M
- PA - \$728k
- VA - \$1.68M
- WV - \$235k
- USGS - \$850k

Infrastructure

- USGS - \$1.84M
- NOAA - \$272k




SAV - \$490k

Annual Appropriation

- VIMS - \$350k

Infrastructure

- ODU - \$140k



Innovative Nutrient & Sediment Reduction Grants & Small Watershed Grants



2021

\$19,250,000

INSR: \$9,625,000

SWG: \$9,625,000



2022

\$44,250,000

INSR: \$9,625,000

SWG: \$9,625,000

INSR-IIJA: \$10,000,000

SWG-IIJA: \$15,000,000



2023

\$41,000,000

INSR: \$10,000,000

SWG: \$10,000,000

INSR-IIJA: \$8,000,000

SWG-IIJA: \$13,000,000



2024

\$45,000,000

INSR: \$10,000,000

SWG: \$10,000,000

INSR-IIJA: \$10,000,000

SWG-IIJA: \$15,000,000



SWG Community Capacity Building Grants

- Builds the capacity of frontline organizations working collaboratively on community and watershed health goals
- \$13M over four years (\$3.5M for FY24)
- Administered by the Chesapeake Bay Trust

Examples of Other Grants Funded

- Advisory Committees (Stakeholders, LGAC/LLWG, and STAC) - \$1.27M
- Staffer Program and C-StREAM Interns - \$1.3M
- Partnership Communications/ Media Support - \$516k
- Outreach and Engagement Support - \$200k
- Water Quality and Living Resources Data Managers - \$288k



Looking Ahead

- Supporting Beyond 2025
- Planning for post-Infrastructure
- Reviewing Grant Guidance



Questions?

Khesha Reed, Deputy Director

Reed.Khesha@epa.gov

Autumn Rose, Admin and
Operations Team Lead

Rose.Autumn@epa.gov

