

Point source data team - project update for WWTWG

15 August 2017

Megan Thyng & Ning Zhou

Project overview

Goals

- ▶ Streamline data reporting process and final progress run data preparation
- ▶ Reduce burden of data reporting/quality assurance on jurisdictions and PS data manager
- ▶ Improve data quality, data management process, and documentation

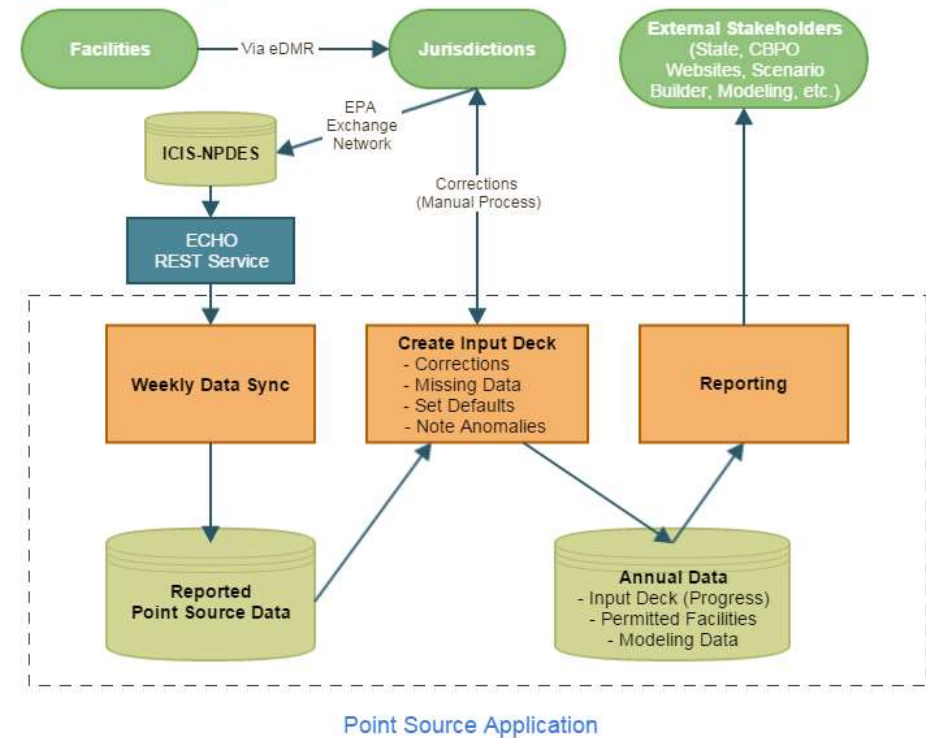
Assumptions

- ▶ Jurisdictions will use new tool to submit all final point source progress data to CBP
- ▶ New tool will use ICIS-NDPES as the initial source of all facility/point source data
- ▶ New tool will produce final point source progress data in required format for CBP model run
- ▶ Point source data manager will use the tool for reviewing jurisdictions submissions
- ▶ Final point source progress data will be maintained in a CBP-developed database

Project status

- ▶ Met with jurisdictional participants five times from Spring 2016 - Spring 2017
 - ▶ Agreed upon high level design
 - ▶ Agreed upon data set “rules”
- ▶ Determined approach for data exchange
 - ▶ ICIS-NPDES zip files; weekly download

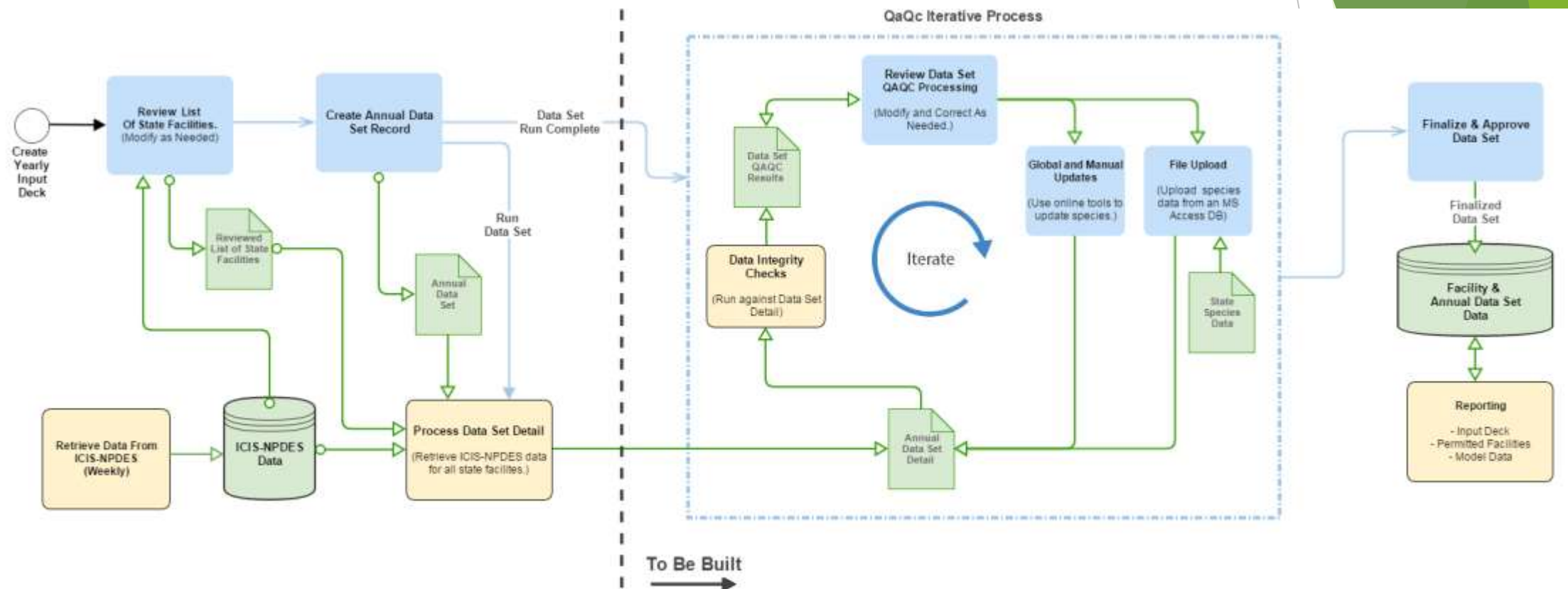
High level Design



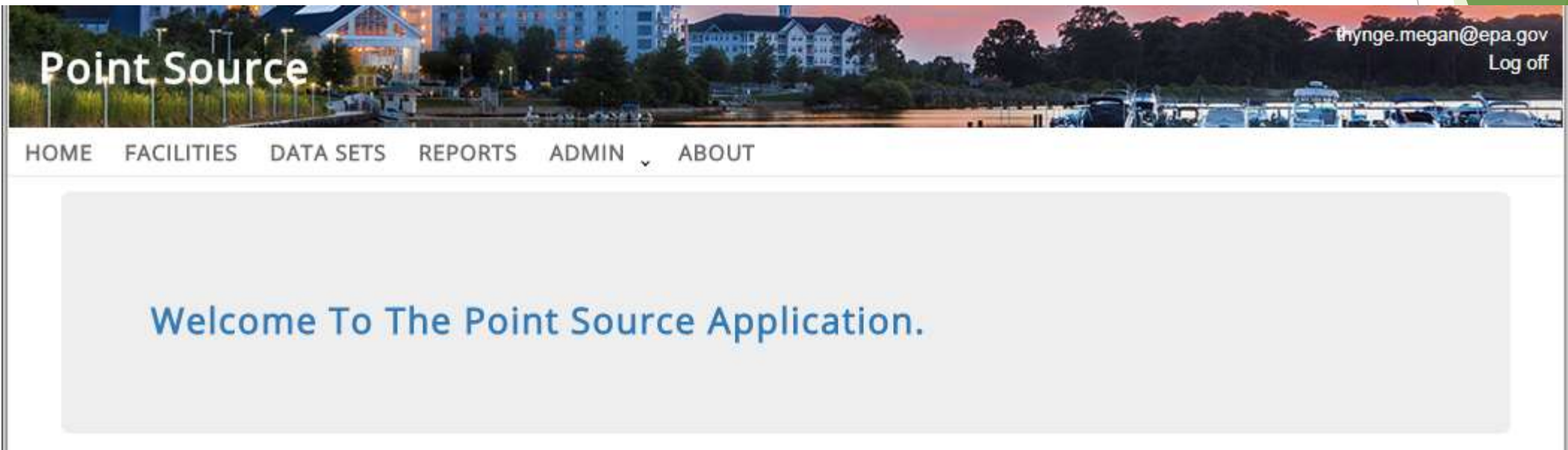
Flow – MGD (Million Gallons per Day)

Priority	Code	Description	Units	Base Type	Processing
1	50050	Flow, in conduit or thru treatment plant	MGD	AVG	Use value.
2	50050	Flow, in conduit or thru treatment plant	Missing	AVG	Use value if Standard Unit Code is MGD. Mark as missing unit.
3	50050	Flow, in conduit or thru treatment plant	MGD	MAX	Use value.
4	50050	Flow, in conduit or thru treatment plant	Missing	MAX	Use value if Standard Unit Code is MGD.
5	50050	Flow, in conduit or thru treatment plant	MG/Month	TTL	Divide by number of days in month to get MGD.
6	82220	Flow, total	MG/Month	TTL	Divide by number of days in month to get MGD.
7	00056	Flow rate	Missing	AVG	Use value if Standard Unit Code is MGD.
8	Default				Use state specific default.

Application - Beta version



Application - Beta version



Facility home page

HOME FACILITIES DATA SETS REPORTS ADMIN  ABOUT

FACILITIES

State [Show All](#)












Select States...

Add New Facility

Clear Filters

Export To Excel

Drag a column header and drop it here to group by that column

ID	State 	NPDES 	Facility 	Status 	Discharge Type 	Facility Type 	Edit
1	DC	DC0000019	WASH AQUEDUCT-DALECARLIA		INDUSTRIAL	IN SIG	
2	DC	DC0000035	GSA - (WEST HEATING PLANT)		INDUSTRIAL	IN SIG	
3	DC	DC0000094	PEPCO - BENNING		INDUSTRIAL	IN SIG	
4	DC	DC0000141	WASHINGTON NAVY YARD		INDUSTRIAL	IN SIG	
5	DC	DC0000175	SUPER CONCRETE CORP.		INDUSTRIAL	IN SIG	
6	DC	DC0000337	WMATA-MISSISSIPPI AVE DPS		INDUSTRIAL	IN SIG	
7	DC	DC0000345	NATIONAL WORLD WAR II MEMORIAL		INDUSTRIAL	IN SIG	
8	DC	DC0000361	WALTER REED ARMY HOSPITAL		INDUSTRIAL	IN SIG	
9	DC	DC0021199	BLUE PLAINS	Active	MUNICIPAL	SIG	
10	DC	DC0022004	MIRANT POTOMAC RIVER LLC		INDUSTRIAL	IN SIG	

State view

FACILITIES

State [Show All](#)

DE x



Add New Facility

Clear Filters

Export To Excel

Drag a column header and drop it here to group by that column

ID	State ▼	NPDES ▼	Facility ▼	Status ▼	Discharge Type ▼	Facility Type ▼	Edit
13	DE	DE0000027	PERDUE INCORPORATED		INDUSTRIAL	IN SIG	
14	DE	DE0000035	INVISTA (DUPONT-SEAFORD)	Active	INDUSTRIAL	SIG	
15	DE	DE0020125	LAUREL	Active	MUNICIPAL	SIG	
16	DE	DE0020249	BRIDGEVILLE	Active	MUNICIPAL	SIG	
17	DE	DE0020265	SEAFORD	Active	MUNICIPAL	SIG	
18	DE	DE0021679	AMERICAN ORIGINAL CORPORATION		INDUSTRIAL	IN SIG	
19	DE	DE0050725	MOBILE GARDENS TRAILER PARK	Active	MUNICIPAL	IN SIG	
20	DE	DE0050938	DELAGRA CORPORATION		INDUSTRIAL	IN SIG	
21	DE	DE0050971	BASF INNOCHEM-SEAFORD	Active	INDUSTRIAL	IN SIG	

Filtering capabilities

FACILITIES

State [Show All](#)


DE x

Add New Facility

Clear Filters

Export To Excel

Drag a column header and drop it here to group by that column

ID	State ▼	NPDES ▼	Facility ▼	Status ▼	Discharge Type ▼	Facility Type ▼	Edit
14	DE	DE0000035	INVISTA (DUPONT-SEAFORD)	Active	INDUSTRIAL	SIG	
15	DE	DE0020125	LAUREL	Active	MUNICIPAL	SIG	
16	DE	DE0020249	BRIDGEVILLE	Active	MUNICIPAL	SIG	
17	DE	DE0020265	SEAFORD	Active	MUNICIPAL	SIG	










Show items with value that:

☒ SIG ☐ IN SIG

Filter

Clear

Export to Excel

Export To Excel		
Discharge Type	Facility Type	Edit
INDUSTRIAL	IN SIG	
INDUSTRIAL	IN SIG	
INDUSTRIAL	IN SIG	
INDUSTRIAL	IN SIG	
INDUSTRIAL	IN SIG	
INDUSTRIAL	IN SIG	
INDUSTRIAL	IN SIG	
MUNICIPAL	SIG	
INDUSTRIAL	IN SIG	

File Home Insert Page Layout Formulas Data Review View ESRI MAPS Tell me what you v							
Paste		Calibri 11		B I U		General	
Clipboard		Font		Alignment		Number	
D11							
	A	B	C	D	E	F	G
1	FacilityId	NPDES	FacilityName	StateAbbreviation	DischargeTypeName	SICCode	FacilityType
2	13	DE0000027	PERDUE INCORPORATED	DE	INDUSTRIAL		
3	14	DE0000035	INVISTA (DUPONT-SEAFORD)	DE	INDUSTRIAL	2821	
4	15	DE0020125	LAUREL	DE	MUNICIPAL	4952	
5	16	DE0020249	BRIDGEVILLE	DE	MUNICIPAL	4952	
6	17	DE0020265	SEAFORD	DE	MUNICIPAL	4952	
7	18	DE0021679	AMERICAN ORIGINAL CORPORATION	DE	INDUSTRIAL		
8	19	DE0050725	MOBILE GARDENS TRAILER PARK	DE	MUNICIPAL	6515	

Add/Manage facility list

ADD FACILITY

NPDES *

FacilityName *

StreetAddress *

City *

StateId *

ZipCode *

TNPermitLimit *

TPPermitLimit *

Facility Size *

Select facility Size

SIC Code *

Select SIC Code

Facility Status *

Select facility Status

FacilityOnlineDate

FacilityOfflineDate

Is Significant

☐ Significant ☐ In Significant

DischargeTypeId *

Select Discharge Type

WIP Target Code *

TNLimitEffectiveDate

PNLimitEffectiveDate

CurrentPermitExpirationDate

CurrentPermitIssueDate

OriginalPermitIssueDate

CurrentPermitEffectiveDate

Save

Cancel

Add/Manage facility list

DE0020249

Facility Name *

BRIDGEVILLE

☐ ICIS: BRIDGEVILLE WASTEWATER TREATMENT PLANT

Facility Size *

Major

Is Significant

☒ Significant ☐ In Significant

Street Address *

101 NORTH MAIN STREET

☐ ICIS: 101 NORTH MAIN STREET

SIC Code *

4952-Sewerage Systems

☐ ICIS: 4952-Sewerage Systems

Discharge Type *

MUNICIPAL

City *

☐ ICIS: BRIDGEVILLE

State *

DE

☐ DE

Zip *

19933

☐ 19933

Facility Status *

Active

ICIS: Effective

WIP Target Code *

Current Permit

Issue Date	Expiration Date	Facility Online Date	Facility Offline Date	TN Limit Effective Date	PN Limit Effective Date
<div></div>	<div>3/31/2019</div> <div><input type="checkbox"/> ICIS: 03/31/2019</div>	<div>1/1/2014</div>	<div>3/24/2017</div>	<div></div>	<div></div>
Original Issue Date	Effective Date	TN Permit Limit *	TP Permit Limit *	Permit Issued With TMDL Limits Date	
<div></div>	<div></div>	<div></div>	<div></div>	<div></div>	

Outfalls

Add New Outfall

Outfall ID	Discharge Point C...	Discharge Type N...	Latitude	Longitude	Comment	Edit
------------	----------------------	---------------------	----------	-----------	---------	------

Create annual dataset

[HOME](#) [FACILITIES](#) [DATA SETS](#) [REPORTS](#) [ADMIN](#) [ABOUT](#)

AnnualDMRs

StateCode [Show All](#)

Select States...

+ Add Annual DMR

Clear Filters

Drag a column header and drop it here to group by that column

ID ▼	DMR Name	St... ▼	DMR Status ▼	DMR Description ▼	Y... ▼	Facility	DMR Data	Edit	Delete
1	DE-2016	DE	DMR Retrieval And QAQC Complete	DEDescription	2015	Check View Fail	Run View Fail		
2	DE-2016Test	DE	DMR Retrieval And QAQC Complete	Test	2016	Check View Fail	Run View Fail		

Create annual dataset

REPORTS ADMIN ABOUT

Add/Edit AnnualDMR

Annual DMR Name

DMR Description

State

DMR Year

Sig/Insig

Discharge Type

Comments

Select State

Select DMR Year

Both Sig and InSig

All

✓ Update

⊘ Cancel

to group by

DMR Status

DMR Retrieval

QA/QC Confirmed

DMR Retrieval

QA/QC Confirmed

Facility

Check

Pass Fail

Check

Pass Fail

Check

Pass Fail

View DMR data

Annual DMR Detail

Select Annual DMR

DE-2016Test

Select Sig/InSig

Significant

Search Facility



Return To List

Clear Filters

Export To Excel

Monitoring...	Parameter...	Units	Value	QaQcComment
LAUREL - 001				
SEAFORD - 001				
Flow - Per Day				
Jul-31-2015	50050	MGD	1.17	DB-Daily Average, Used DMR Data
Aug-31-2015	50050	MGD	1.11	DB-Daily Average, Used DMR Data
Sep-30-2015	50050	MGD	1.03	DB-Daily Average, Used DMR Data
Oct-31-2015	50050	MGD	1.04	DB-Daily Average, Used DMR Data
Nov-30-2015	50050	MGD		Value Not Found
Dec-31-2015	50050	MGD		Value Not Found
Jan-31-2016	50050	MGD		Value Not Found
Feb-29-2016	50050	MGD		Value Not Found

View checks

DMR Data QAQC Fail Records

Select Annual DMR

DE-2016Test

Return To List

View by Facility : ☐

Clear Filters

Export To Excel

Facility	NPDES	Monitoring ...	C	V	Parameter	F	Fix
▶ Facilities With "Below Detection Limit - No Detection - B" - (Count : 2)						Fix All	▼
▶ Facilities With "No Discharge" - (Count : 132)						Fix All	▼
▶ Value Not Found For DO - (Count : 32)						Fix All	▼
▲ Value Not Found for PO4 - (Count : 48)						Fix All	▼
INVISTA (DUPONT-SEAFORD) - 001	DE0000035	Jul-31-2015	0...		Phosphate		
INVISTA (DUPONT-SEAFORD) - 001	DE0000035	Aug-31-2015	0...		Phosphate		
INVISTA (DUPONT-SEAFORD) - 001	DE0000035	Sep-30-2015	0...		Phosphate		
INVISTA (DUPONT-SEAFORD) - 001	DE0000035	Oct-31-2015	0...		Phosphate		
INVISTA (DUPONT-SEAFORD) - 001	DE0000035	Nov-30-2015	0...		Phosphate	SIG	✎
INVISTA (DUPONT-SEAFORD) - 001	DE0000035	Dec-31-2015	0...		Phosphate	SIG	✎
INVISTA (DUPONT-SEAFORD) - 001	DE0000035	Jan-31-2016	0...		Phosphate	SIG	✎
INVISTA (DUPONT-SEAFORD) - 001	DE0000035	Feb-29-2016	0...		Phosphate	SIG	✎

Fix All

Use User Submitted Value

Use Percent of other MeasuredValue

Use Sum of Two Species Value

Status and schedule

- ▶ Working with PA-specific data checks - Now
- ▶ Internal testing - Now
- ▶ PA user testing - September 2017
- ▶ Reaching out to all other jurisdictions - Fall 2017

Contact

Megan Thyng

Thyng.megan@epa.gov

410-267-5786