

On-Site Wastewater Treatment Systems Nitrogen Reduction Technology Expert Review Panel

Presentation of Final Report to Wastewater Treatment Workgroup

September 10, 2013

Victor D'Amato, PE
Tetra Tech, Inc.

Agenda

- OWTS Expert Panel charge and membership
- Baseline loadings from on-site systems
- BMP definitions and qualifying conditions
 - Proprietary and non-proprietary technologies
 - *Exsitu* (pretreatment) and *insitu* (soil treatment) technologies
- Future research and management recommendations

OWTS Panel Charge

- Initially convened in January 2012
- Review available science on the nitrogen removal performance of treatment practices
- Provide concise definitions and percent reductions for nitrogen load reduction practices
- Provide a definition for each treatment practice and the qualifying conditions under which credits can be received
- Only address TN reduction in treatment technologies, not in the soil between edge-of-system and edge-of-stream (“attenuation”)

List of Panelists

Panelist	Organization
Jim Anderson	University of Minnesota
Eric Aschenbach	Virginia Department of Health
Jason Baumgartner	Delaware Department of Natural Resources and Environmental Control
Derrick Caruthers	Delaware Department of Natural Resources and Environmental Control
Marcia Degen	Virginia Department of Health
Kitt Farrell-Poe	University of Arizona
Joshua Flatley	Maryland Department of the Environment
Robert Goo	U.S. Environmental Protection Agency
Rick Hertges	West Virginia Health and Human Services
Mike Hoover	North Carolina State University
Joyce Hudson	U.S. Environmental Protection Agency
Randy Miles	University of Missouri
Jeff Moeller	Water Environment Research Foundation
Dave Montali	West Virginia Department of Environmental Protection
Sushama Pradhan	North Carolina State University
Jay Prager	Maryland Department of the Environment

Other Authors and Contributors

- Robert Adler – *EPA Region 1*
- Jay Conta – *Virginia Tech*
- Rich Piluk – *Anne Arundel County Health Department*

Staff/Contractor Support

- Ning Zhou – *Virginia Tech*
- Jeremy Hanson – *Chesapeake Research Consortium*
- Victor D'Amato, Jim Kreissl, Mark Sievers – *Tetra Tech*

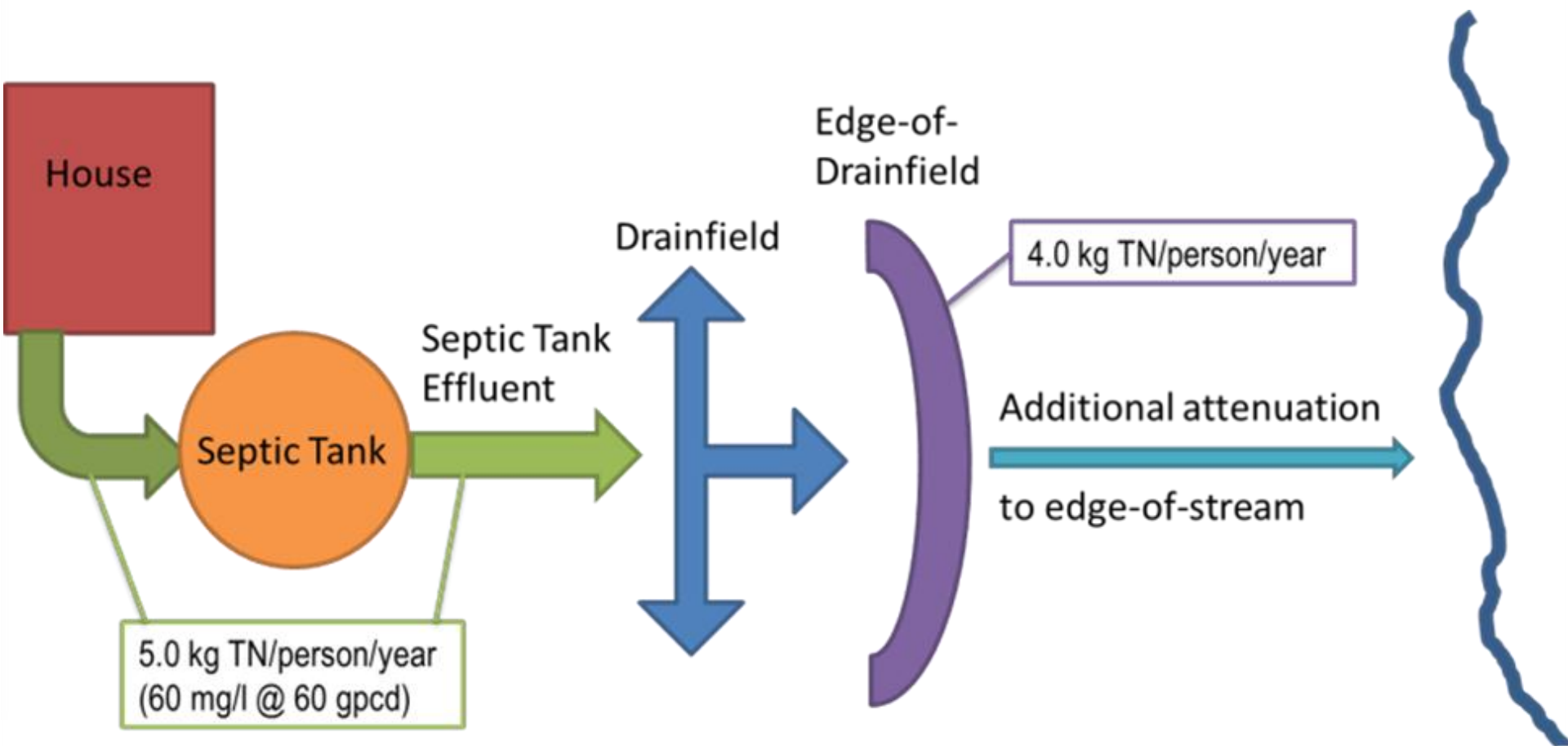
Baseline Load – Current Model

- 4 kg TN/person/year at edge-of-drainfield
 - Assumed flow of 75 gpcpd
 - TN concentration of 39 mg/L
- 60 percent attenuation between drainfield and edge-of-stream
- Three BMPs
 - Connection to central sewer (100 percent reduction from on-site sector)
 - 50 percent denitrification system (50 percent reduction)
 - Routine septic tank pump-out (5 percent reduction)

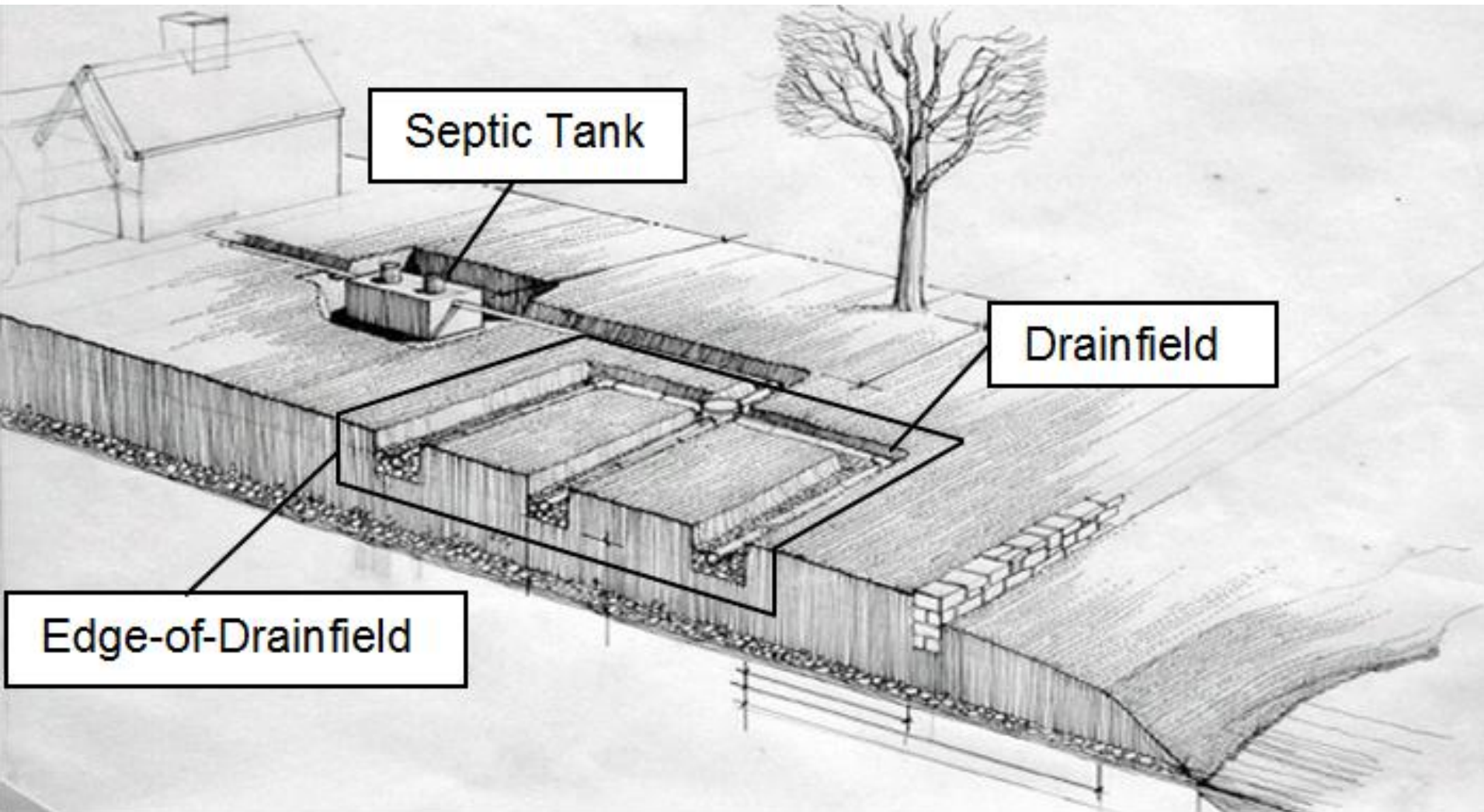
Baseline Load Recommendations

- 5 kg TN/person/year in raw wastewater and STE
 - Assumed flow of 60 gpcpd
 - TN concentration of 60 mg/L in septic tank effluent (STE)
- 4 kg TN/person/year at edge-of-drainfield
 - 20 percent reduction in drainfield, average
- No attenuation recommendation

Baseline Load Recommendations



Baseline System



Source: Joubert et al. (2005)

Systems with BMPs

- *Exsitu* BMP
 - BMP efficiency assessed at end of process prior to soil application
 - Reduction based on baseline effluent TN of 5 kg/person/year
- *Insitu* BMP
 - Reduction based on TN removal beyond baseline 20 percent reduction or 4 kg/person/year at edge-of-drainfield
- Combined *Insitu* and *Exsitu* BMPs
 - Reduction based on TN of 4 kg/person/year at edge-of-drainfield
 - Assume consistent TN reduction across the soil treatment system, regardless of *exsitu* effluent characteristics

Best Management Practices

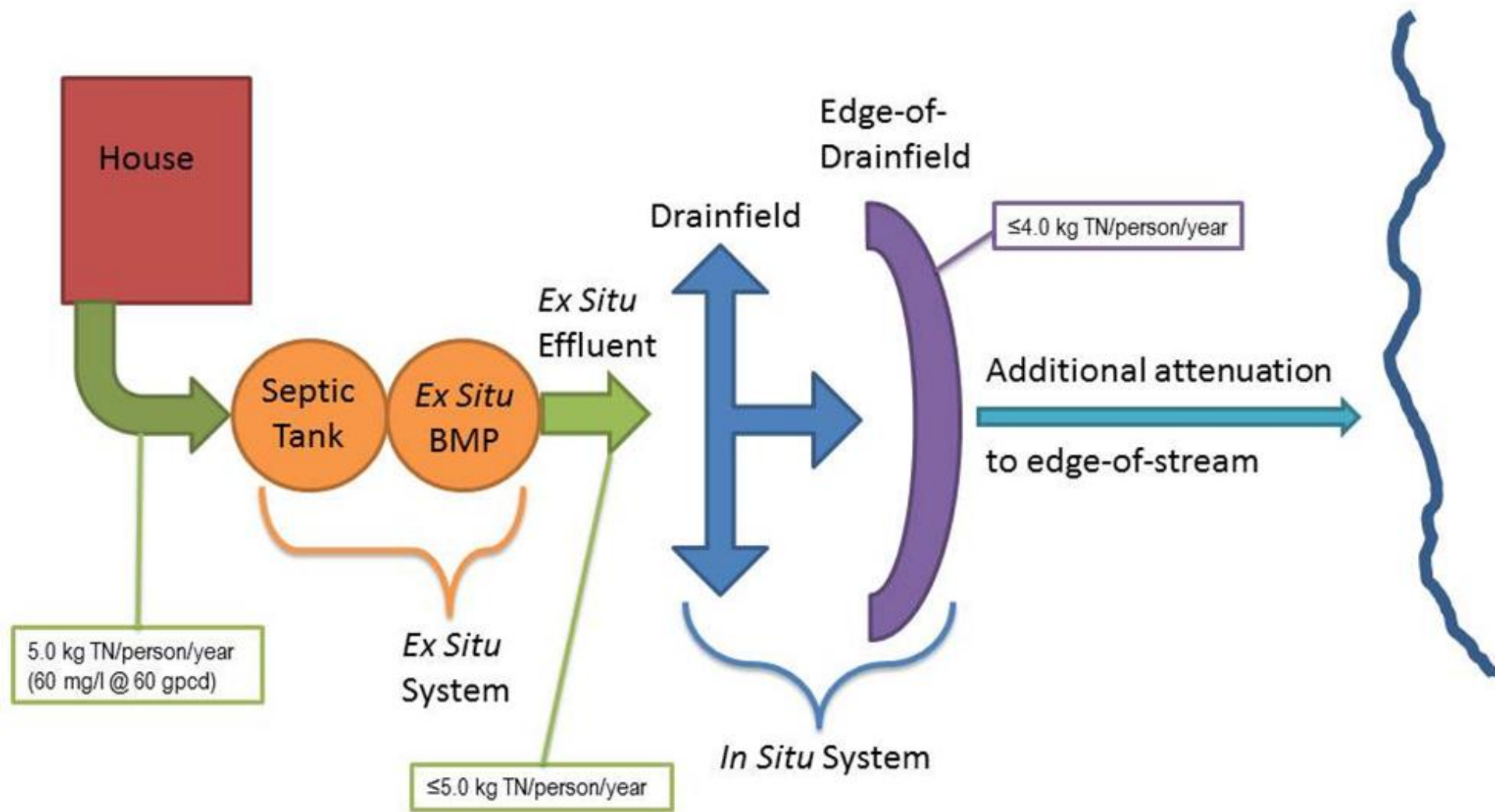
Exsitu (or pretreatment) system components

- NSF Standard 40 Class I secondary systems
- Intermittent (single-pass) media filters
- Constructed wetlands (vegetated submerged beds)
- Recirculating media filters (RMFs)
- Anne Arundel County Integrated Fixed-Film Activated Sludge (IFAS)
- Proprietary *ex situ* treatment systems

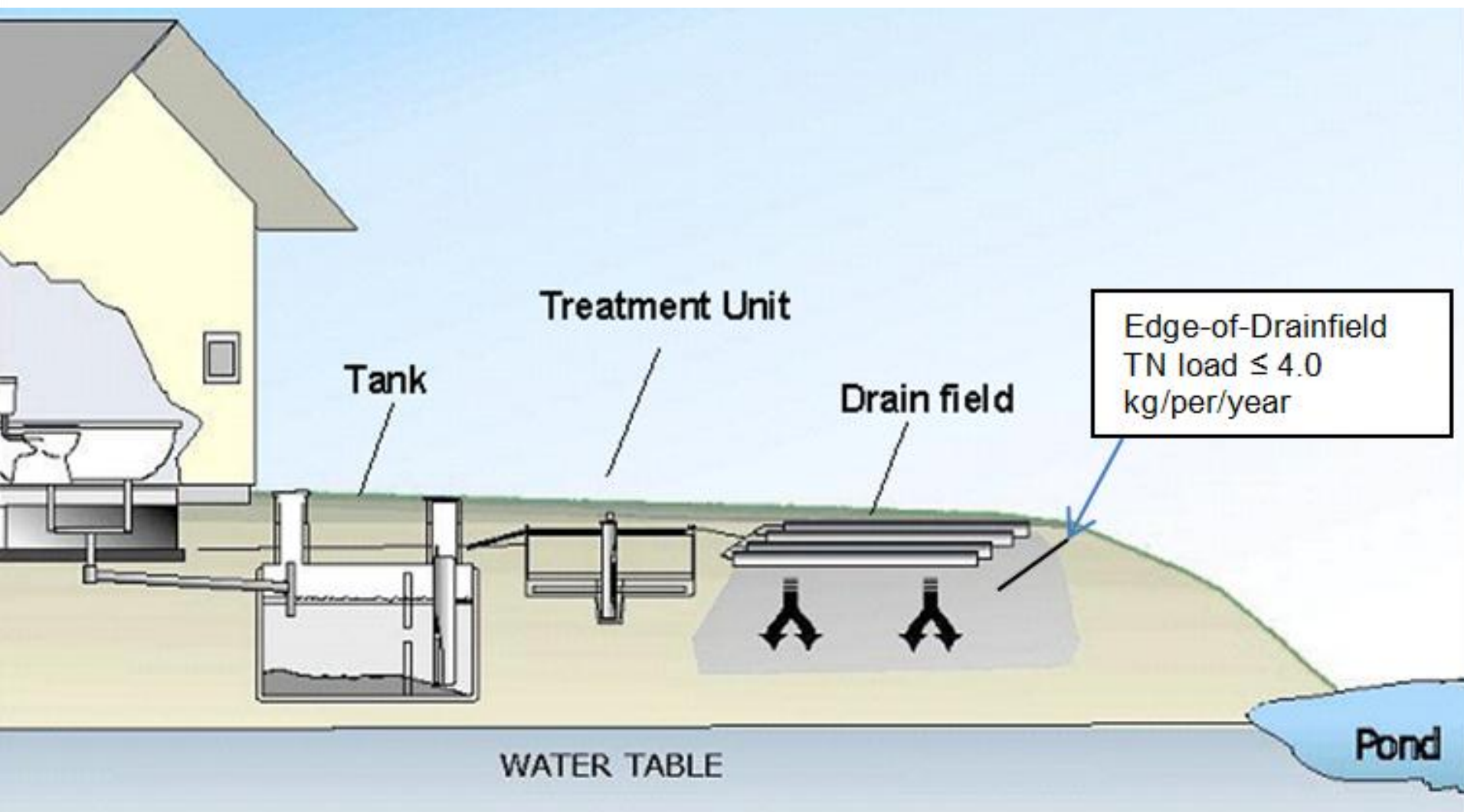
Insitu (soil treatment) system components

- Shallow-placed, pressure-dosed dispersal
- Elevated sand mounds
- Permeable reactive barriers

Residential System with BMP



System with *Exsitu* BMP



Source: Joubert et al. (2005)

Best Management Practices

- Performance of recommended BMPs is well-supported by science and verifiable data
 - Ongoing sampling and analysis for each system is not recommended for verification
- Recommendations intended to complement existing state regulations and policies
 - Design and management criteria, beyond minimum standards
 - Large/non-residential systems
- Recognition that biological nitrogen removal performance can be variable
 - Require minimum USEPA Level 2 management model (operators, permits)
 - Suggestions for overarching management activities to promote effective BNR

Best Management Practices

■ Proprietary BMPs

- Developed, marketed, and constructed by a manufacturer
- Manufacturer responsibility for system design, installation, and ongoing management
- Standardized design and construction and little variability between the same model
- Recommend two-step credit assignment protocol: **provisional testing** (e.g., NSF Standard 245) followed by third-party **field testing**
- TN reduction credit of 50 percent, unless managed according to min. EPA Level 3

■ Nonproprietary BMPs

- Designed on case-by-case basis for each site using nonspecific and readily available materials and mechanical equipment
- Local design and material variations common
- Two-step protocol for new systems goes through WWTWG

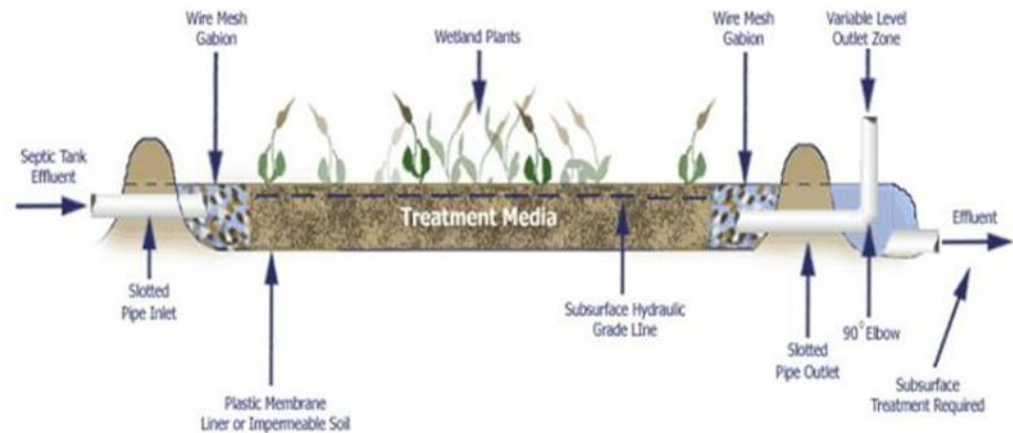
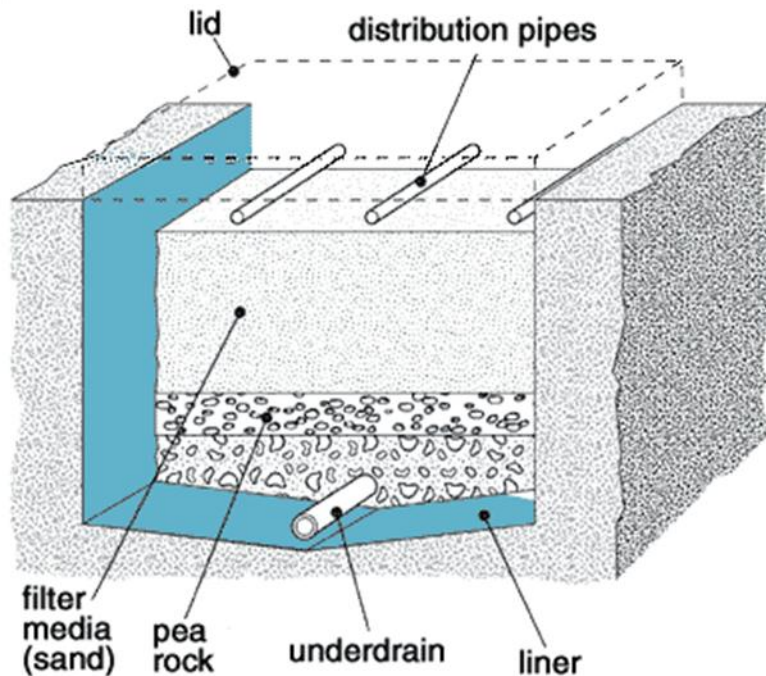
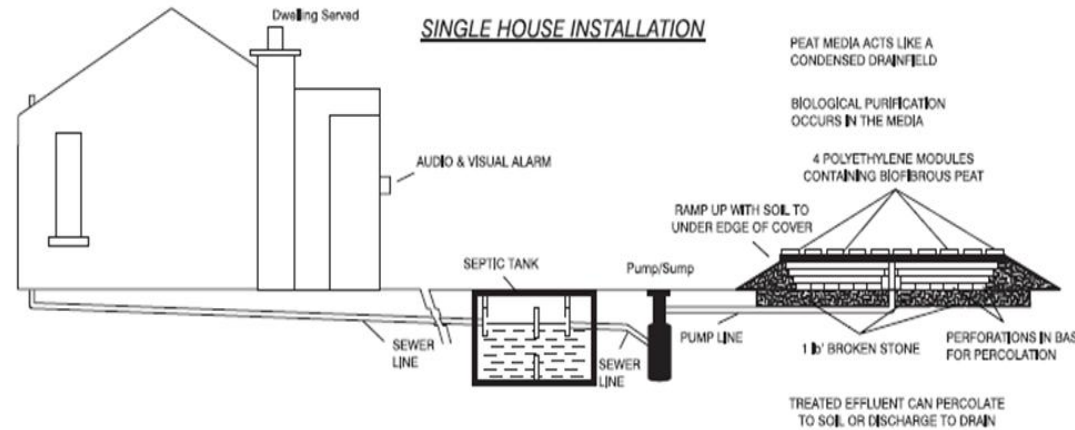
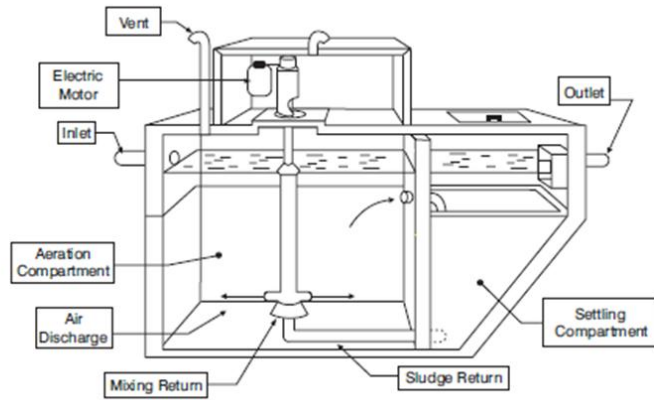
BMP Outline

3.6	Subsurface-Constructed Wetlands/Vegetated Submerged Beds	40
3.6.1	Detailed Definition of Practice	40
3.6.2	Nitrogen Load Reduction and Recommended Credit	42
3.6.3	Ancillary Issues and Interactions with Other Practices	43
3.6.4	Design and Installation Criteria	44
3.6.5	Temporal Performance	44
3.6.6	Recommended Management Requirements	45
3.6.7	Review Timeline and Recommendations	45
3.7	Recirculating Media Filters	45
3.7.1	Detailed Definition of Practice	45
3.7.2	Nitrogen Load Reduction and Recommended Credit	46
3.7.3	Ancillary Issues and Interactions with Other Practices	47
3.7.4	Design and Installation Criteria	47
3.7.5	Temporal Performance	48
3.7.6	Recommended Management Requirements	48
3.7.7	Review Timeline and Recommendations	48

Exsitu BMP Summary

Best Management Practice	Qualifying Conditions	Ex Situ Reduction Credit ¹
Septic tank (baseline practice)	N/A	0
NSF 40 Class I Equivalent Secondary Systems	<ul style="list-style-type: none"> • Certified as Class I under NSF International Standard 40 or equivalent (e.g., CAN/BNQ 3680-600, CEN Standard 12566-3) • Design, installation, and operation in accordance with manufacturer recommendations and state or local regulation 	20%
Intermittent media filters	<ul style="list-style-type: none"> • Timer-based flow equalization with 12–24 doses/day • 2' depth media ES = 0.5-1.0 mm; UC ≤ 4.0; < 0.5% passing #200 sieve • HLR ≤ 2 gpd/sf • OLR ≤ 5 lb BOD/1000 sf • Uniform, pressurized distribution ≤ 6 sf/orifice 	20%
Constructed wetlands	<ul style="list-style-type: none"> • 2' depth media ES = 40–80 mm inlet/outlet; ES = 20–30 mm treatment zone • OLR ≤ 1.2 lb BOD₅/1000 sf-day; SA ≥ 54 sf/PE • Length ≥ 50 ft • Outlet structure for variable flooding depth • 6" top layer of planting media 	20%

Exsitu BMPs

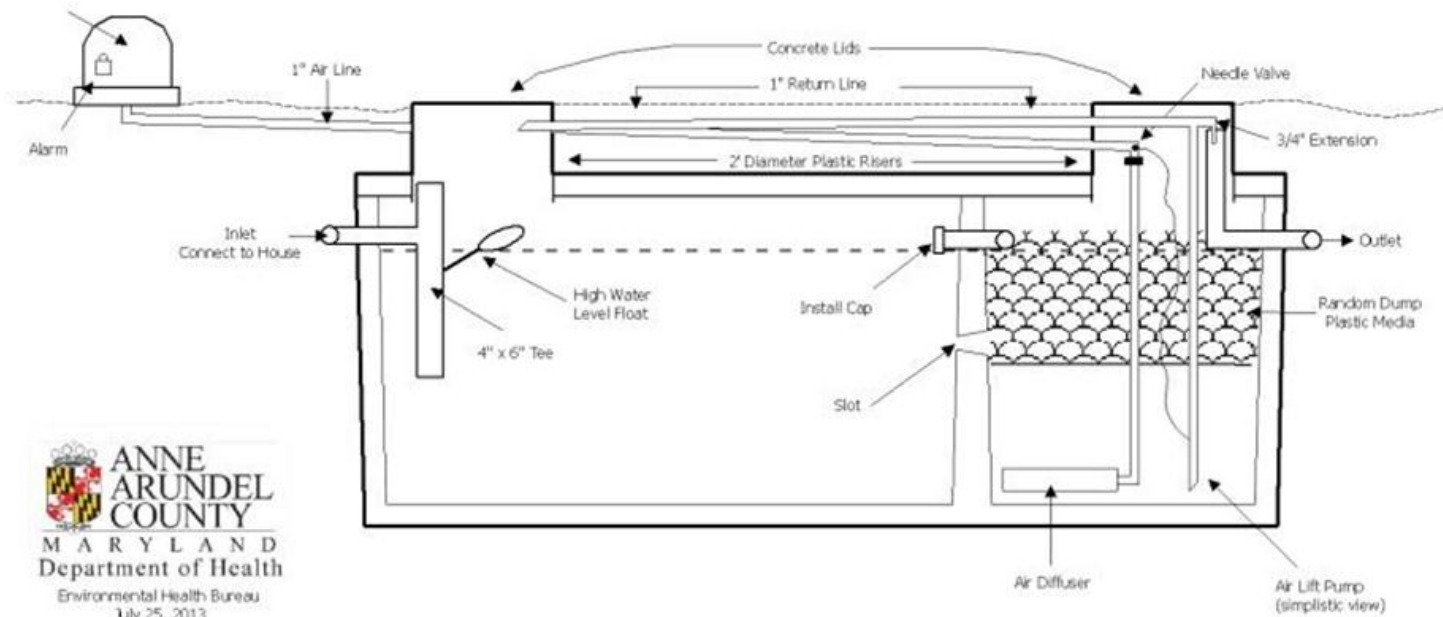
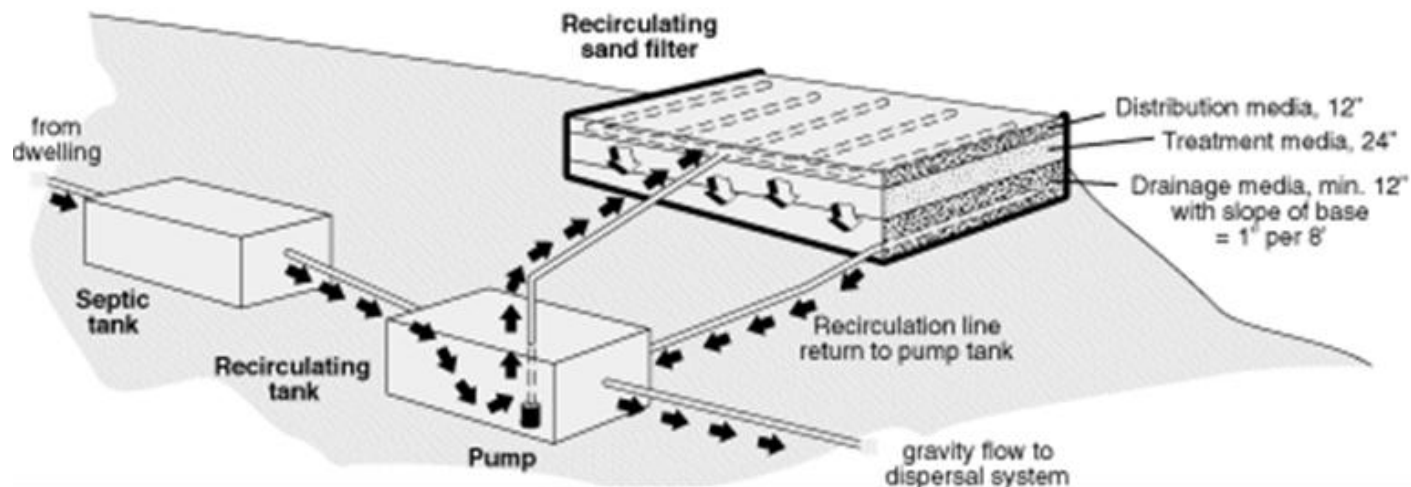


No Scale

Exsitu BMP Summary

Best Management Practice	Qualifying Conditions	<i>Ex Situ</i> Reduction Credit ¹
RMF	<ul style="list-style-type: none"> • Timer-based flow equalization with 24–48 doses/d • 2' depth media • Sand media: ES = 1.0–5.0 mm; UC ≤ 2.5; < 0.5% passing #200 sieve; HLR ≤ 5 gpd/sf; OLR ≤ 5 lb BOD/1000 sf • Gravel media: ES = 5.0–20 mm; UC ≤ 2.5; < 0.5% passing #200 sieve; HLR ≤ 15 gpd/sf; OLR ≤ 15 lb BOD/1000 sf • Uniform, pressurized distribution ≤ 6 sf/orifice • Device capable of recirculating 3–5 times forward flow back to anoxic zone 	50%
Anne Arundel County IFAS	<ul style="list-style-type: none"> • 2-day HRT anoxic chamber • 1-day HRT aerobic chamber with ≥ 600 sf surface area fixed-film media • Aeration device capable of maintaining 3.0 mg/L DO • Device capable of recirculating ≥ 3 times forward flow back to anoxic zone • Alarm for aeration device fault 	50%
Proprietary treatment systems	<ul style="list-style-type: none"> • NSF Standard 245 certification • Technology-specific • Percent removal based on qualifying third-party testing 	≥ 50%

Exsitu BMPs




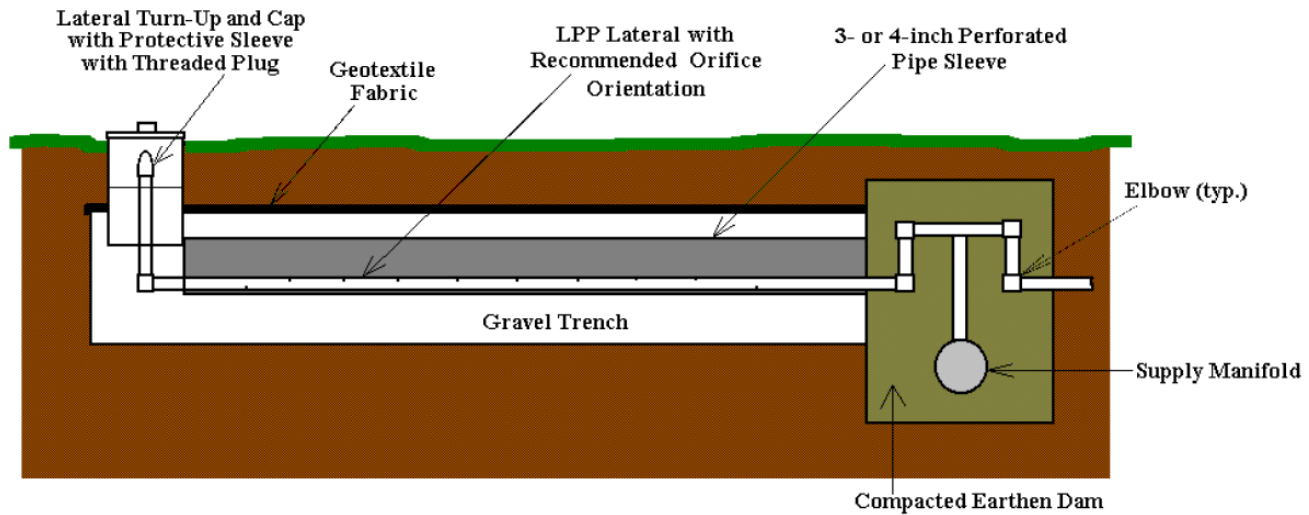
Exsitu BMPs



Insitu BMP Summary

Best Management Practice	Qualifying Conditions	<i>In Situ</i> Reduction Credit ¹
Conventional system (baseline practice)	N/A	20%
Shallow-placed, pressure-dosed dispersal	<ul style="list-style-type: none"> • Drip or LPD within 12" of grade in A or A/B horizon • Credit not provided for sand or loamy sand soils • Lines placed on contour • Drip requires: prefiltration system, automatic flush cycle, flow equalization, air release valves • LPD requires: working pressure head of 2–5', dosing volume of 7–10 times distribution system piping, lateral flushing provisions, max flow variation of 10% for each lateral 	50%
Elevated sand mounds	<ul style="list-style-type: none"> • Installation within intact A or A/B horizon • Credit not provided for sand or loamy sand surface soils under mound • Scarify surface of soil under mound • Uniform, pressurized distribution ≤ 6 sf/orifice • 1–2' layer of sand: ASTM C33; $\leq 20\%$ by weight > 2 mm; D10 = 0.15 to 0.3 mm; UC = 4 to 6 • Max. top of sand ALR = 1 gpd/sf for STE, 2 gpd/sf for secondary • 6–12" loamy surface layer 	50%
Permeable reactive barriers	<ul style="list-style-type: none"> • Site-specific 	Case-by-case

Insitu BMPs



Combined *Exsitu* and *Insitu* BMPs

<i>In Situ Practice</i> <i>Ex Situ Practice</i>	Conventional Baseline	Shallow, Pressure Dosed	Elevated Mound
Septic tank baseline	4.0 kg/p/yr (0%)	2.5 kg/p/yr (38%)	2.5 kg/p/yr (38%)
NSF 40 Class I Secondary Systems	3.2 kg/p/yr (20%)	2.0 kg/p/yr (50%)	2.0 kg/p/yr (50%)
Intermittent Media Filter	3.2 kg/p/yr (20%)	2.0 kg/p/yr (50%)	2.0 kg/p/yr (50%)
Vegetated Submerged Bed	3.2 kg/p/yr (20%)	2.0 kg/p/yr (50%)	2.0 kg/p/yr (50%)
Anne Arundel Co. IFAS	2.0 kg/p/yr (50%)	1.25 kg/p/yr (69%)	1.25 kg/p/yr (69%)
Recirculating Media Filter	2.0 kg/p/yr (50%)	1.25 kg/p/yr (69%)	1.25 kg/p/yr (69%)

Research and Management Recommendations

■ Alkalinity control

- Critical for effective nitrification (50 mg/L recommended in final effluent)
- R&D for simple, inexpensive alkalinity control would help optimize TN removal and could justify higher credits in future

■ BMP sampling

- Not recommended to be mandatory for verification
- However, widespread BMP implementation offers opportunity for data collection

■ Data sharing and reciprocity

- EPA-OWM offered to facilitate
- Also addressed at July 2013 SORA/NEHA conference

■ Variable baseline and BMP performance by soil type

- Consider including soil type as predictor of TN reduction performance
- Defer to future attenuation expert panel