



# Expert Panel Report on Oyster BMP for Restoration & Harvest

Watershed Technical Workgroup

April 6, 2023

*Olivia Caretti*

*Oyster Recovery Partnership*

Photo: Oyster Recovery Partnership



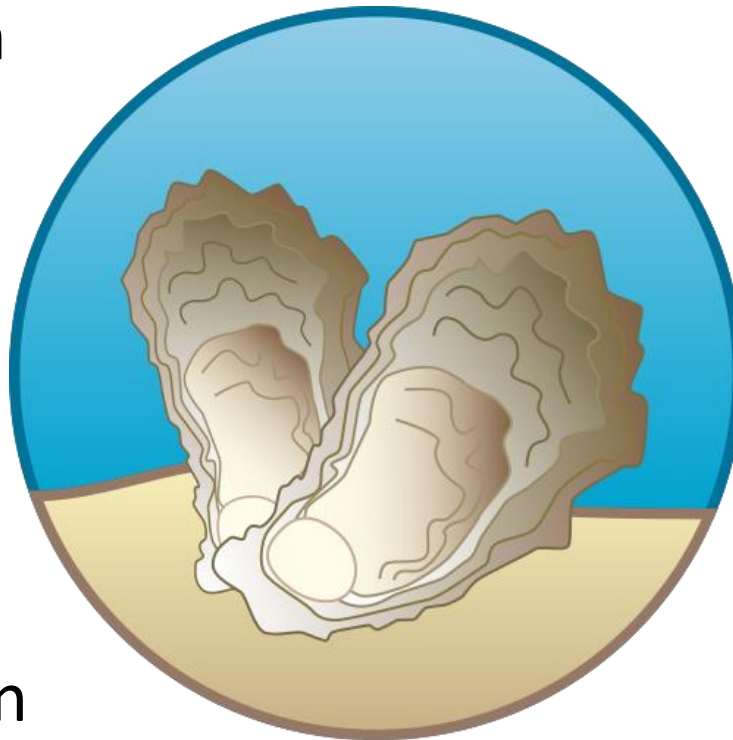
OYSTER RECOVERY®  
PARTNERSHIP | ORP



# Elements of the Oyster BMP Toolset

Aquaculture-Assimilation  
Approved

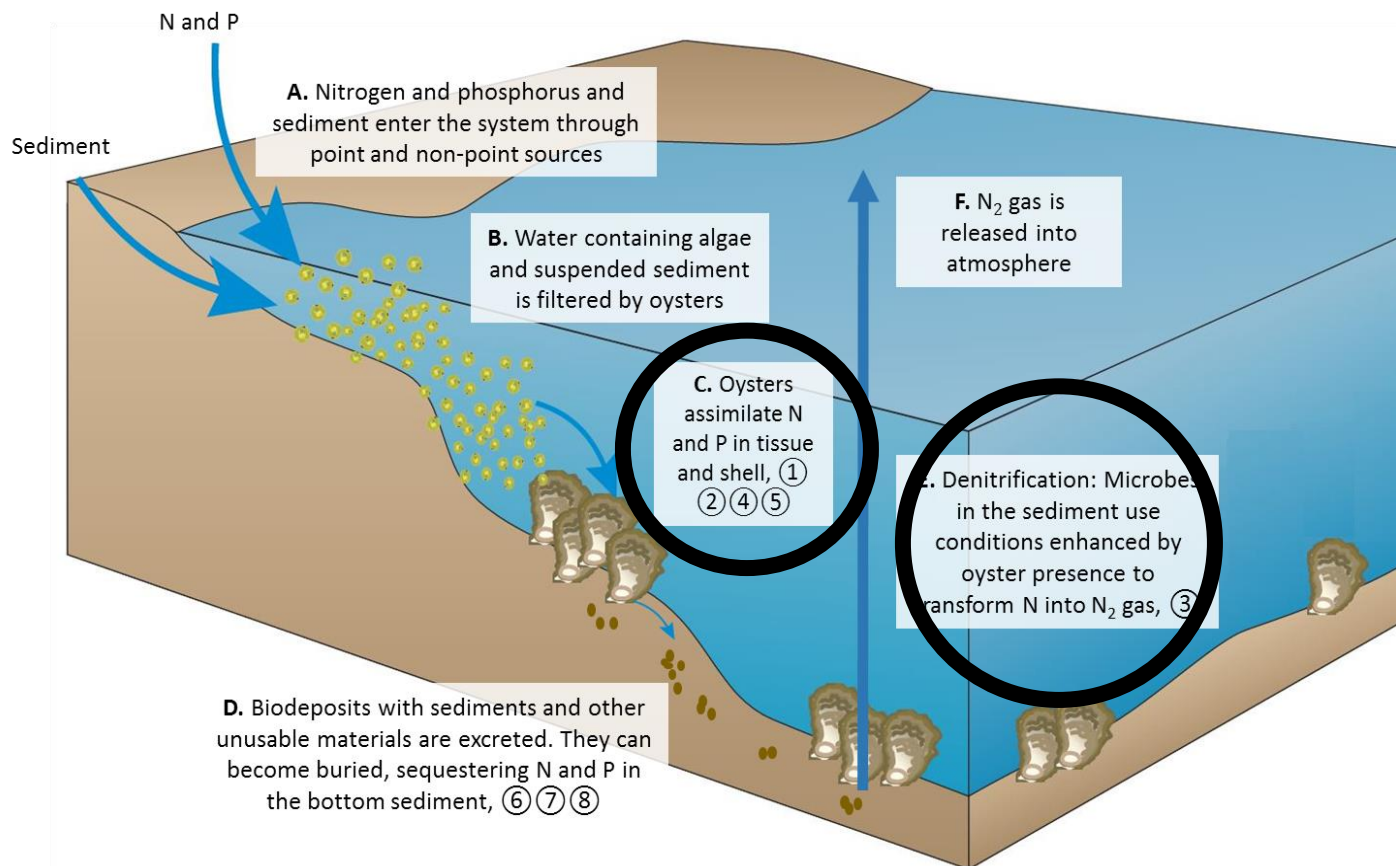
Harvest-Assimilation  
*Under Review*



Restoration-Denitrification  
*Under Review*

Restoration-Assimilation  
*Under Review*

# Recommended Practices & Protocols



## Oyster Practices

F. Licensed oyster harvest using hatchery-produced oysters

J & K. Oyster reef restoration using (J) hatchery-produced oysters & (K) substrate addition

## Oyster Protocols

1. Nitrogen Assimilation in Oyster Tissue
2. Nitrogen Assimilation in Oyster Shell
3. Enhanced Denitrification
4. Phosphorus Assimilation in Oyster Tissues
5. Phosphorus Assimilation in Oyster Shell



# Harvest-Assimilation

## Practice: Licensed oyster harvest using hatchery-produced oysters

- **Oyster tissue biomass** is used to estimate removal of N & P
- Total N & P removed depends on oyster harvest size
- Challenging to assess baseline biomass
- The Panel developed strict qualifying conditions outlining (1) how many and (2) when oysters can be harvested

**Table K.1** (*Table 6.3 in report*). Default nutrient reductions in pounds per one million harvested hatchery-produced oysters. Oyster size class based on shell height measurements.

BMP Name	Oyster size class (in)	Nitrogen (lbs./million oysters)	Phosphorus (lbs./million oysters)
Diploid Licensed Oyster Harvest, Hatchery Produced 3.0 Inches	3.00-3.49*	198	22
Diploid Licensed Oyster Harvest, Hatchery Produced 4.0 Inches	3.50-4.49	331	44
Diploid Licensed Oyster Harvest, Hatchery Produced 5.0 Inches	4.50-5.49	485	44
Diploid Licensed Oyster Harvest, Hatchery Produced >5.0 Inches	≥ 5.50**	683	66
Diploid Licensed Oyster Harvest, Site-Specific Monitored	N/A	N/A	N/A

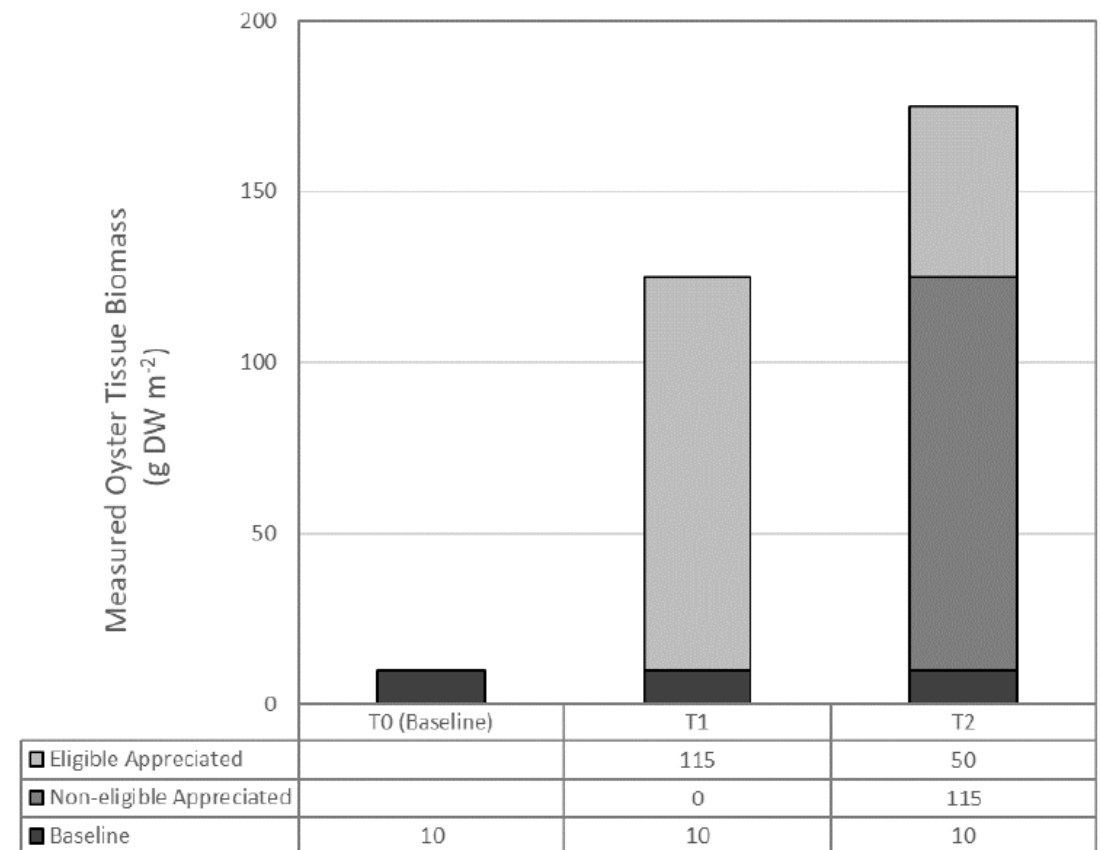
\* Adjusted from 2.5-3.49. See text for details.

\*\* Based on midpoint of 6.0 inches

# Restoration-Assimilation

**Practices:** Oyster reef restoration using hatchery-produced oysters & substrate addition

- **Oyster tissue & shell biomass** are used to estimate removal of N & P
- Net removal at reef-scale occurs if oyster biomass is stable or increasing
- Only **appreciated biomass** is credited
- Credit can be received **incrementally** when biomass is assessed



# Restoration-Enhanced Denitrification

**Practices:** Oyster reef restoration using hatchery-produced oysters & substrate addition

- **Oyster tissue biomass** is used to help estimate removal of N and N<sub>2</sub> under different conditions
- Default rates apply to subtidal reefs restored with small substrate
- Denitrification is an ongoing process, credit is continuous
- Post-restoration tissue biomass > baseline

Enhanced Nitrogen Removal (lbs acre <sup>-1</sup> yr <sup>-1</sup> )		Post-restoration Oyster Biomass Range (g DW m <sup>-2</sup> )												
		15 - 24.9	25 - 34.9	35 - 44.9	45 - 54.9	55 - 64.9	65 - 74.9	75 - 84.9	85 - 94.9	95 - 104.9	105 - 114.9	115 - 124.9	125 - 134.9	135 - 144.9
Baseline Oyster Biomass Range (g DW m <sup>-2</sup> )	0 - 14.9	29	51	74	97	120	143	165	169	172	176	179	183	186
	15 - 24.9		23	46	68	91	114	137	140	144	147	151	154	158
	25 - 34.9			23	46	68	91	114	118	121	124	128	131	135
	35 - 44.9				23	46	68	91	95	98	102	105	109	112
	45 - 54.9					23	46	68	72	75	79	82	86	89
	55 - 64.9						23	46	49	53	56	59	63	66
	65 - 74.9							23	26	30	33	37	40	44
	75 - 84.9								3	7	10	14	17	21
	85 - 94.9									3	7	10	14	17
	95 - 104.9										3	7	10	14
	105 - 114.9											3	7	10
	115 - 124.9												3	7
	125 - 134.9													3

# Comments on Tech Appendix – All Practices

- Specify whether measurements are Optional vs. Required
  - Specify whether measurements are Parent vs. Child
  - Concerns about report accuracy if need multiple pieces of information
  - Define measurement names
- 
- Related question from general report review – Uncertainty in reduction estimates
    - Are they included in model? Required? How handled?

# Comments on Tech Appendix – Licensed Harvest

- Specify units – millions of oysters or oysters?
- Specify whether diploid or triploid in BMP names



# Comments on Tech Appendix – Restoration

- Specify units for “site area” – acres
- Need to clarify what needs to be collected and reported during the year of post-restoration biomass assessment
- Need to clarify if the year or years are needed

# Revised Reporting Structure

## Licensed Harvest

- BMP Name: Select from list in Table K.1
- Measurements
  - Required (Parent) – Oysters harvested OR Millions of oysters harvested, Unit = count
  - If site-specific
    - Required (Child) – lbs TN, Unit = lbs
    - Required (Child) – lbs TP, Unit = lbs
- NEIEN geographic site, hydrologic code, state
- Year eligible oysters are harvested

**Table K.1** (*Table 6.3 in report*). Default nutrient reductions in pounds per produced oysters. Oyster size class based on shell height measurement:

BMP Name	Oyster size class (in)	Nit (lbs./mill)
Diploid Licensed Oyster Harvest, Hatchery Produced 3.0 Inches	3.00-3.49*	
Diploid Licensed Oyster Harvest, Hatchery Produced 4.0 Inches	3.50-4.49	
Diploid Licensed Oyster Harvest, Hatchery Produced 5.0 Inches	4.50-5.49	
Diploid Licensed Oyster Harvest, Hatchery Produced >5.0 Inches	≥ 5.50**	
Diploid Licensed Oyster Harvest, Site-Specific Monitored	N/A	

\* Adjusted from 2.5-3.49. See text for details.

\*\* Based on midpoint of 6.0 inches

# Revised Reporting Structure

## Restoration-Assimilation

- BMP type/name: Oyster reef restoration – assimilation
- Measurements
  - Required (Parent) – site area, Unit = acres
  - Required (Child) – lbs TN, Unit = lbs
  - Required (Child) – lbs TP, Unit = lbs
  - Optional (Child) – appreciated oyster tissue and shell biomass, Unit = lbs
  - Optional (Child) – no. of structures, Unit = count
- NEIEN geographic site, hydrologic code, state
- Year of post-restoration biomass assessment in which oyster tissue and shell biomass appreciated

## Restoration-Denitrification

- BMP type/name: Oyster reef restoration – enhanced denitrification
- Measurements
  - Required (Parent) – site area, Unit = acres
  - Required (Child) – lbs TN, Unit = lbs
  - Optional (Child) – annual reduction from enhanced DNF, unit = lbs
- NEIEN geographic site, hydrologic code, state
- Year annual enhanced DNF occurred

# Oyster BMP Approval Timeline

**April 6** – Present revised Tech Appendix draft

April 24 – Present revised BMP to WQGIT

**May 4** – Seek Tech Appendix approval from WTWG

May 22 – Seek BMP approval from WQGIT

Feedback & questions to [oysterBMResponse@oysterrecovery.org](mailto:oysterBMResponse@oysterrecovery.org)