



Commercial Agricultural Production Data Decisions



A Review of Partnership Decisions on Commercial Agricultural Production Data

Commercial Agricultural Production Data

▶ Table of Contents

- ▶ Poultry Litter Subcommittee (PLS) – (2011-2014)
- ▶ Agricultural Modeling Subcommittee (AMS) – 2015
- ▶ Manure Treatment Technology Expert Panel Report - 2016
- ▶ Virginia Tech Turkey Litter Manure Nutrient Generation Research Project – 2016
- ▶ Penn State University/Virginia Tech Swine Manure Nutrient Generation Research Project – 2016
- ▶ University of Maryland/CBPO Commercial Layer Production Research – 2021
- ▶ Summary



Poultry Litter Subcommittee (PLS)

Commercial Agricultural Production Data

- ▶ Poultry Litter Subcommittee (PLS) –
 - ▶ In 2011, the Ag Workgroup determined that a subcommittee was needed to review modeling assumptions in the Phase 5.3.2 Watershed Model for nutrient generation by poultry.
 - ▶ This decision was made in response to CBP partnership concerns that poultry nutrient generation in the Model did not adequately reflect nutrient generation across the watershed.
 - ▶ The AgWG charged the Poultry Litter Subcommittee (PLS) to review the current methods and develop new methods for estimating nutrient generation by poultry across the watershed.

Commercial Agricultural Production Data

- ▶ Poultry Litter Subcommittee (PLS) –
 - ▶ The PLS was charged with the following tasks:
 - ▶ Collect data that better reflect modern (and historical) N and P concentrations in poultry litter for each of the poultry types present within the watershed.
 - ▶ Develop poultry litter generation quantities for each poultry type, both modern and historic.
 - ▶ Develop alternate methods to estimate poultry population numbers across the watershed and compare to current methods used in the model.

Commercial Agricultural Production Data

- ▶ **Poultry Litter Subcommittee (PLS) –**
 - ▶ The PLS summarized over a decade of litter sample data collected mainly from broilers and turkeys, with very small amounts of data from pullets and layers.
 - ▶ Broiler litter manure analysis data collected from State/ LGU labs, NMP, and permit databases from DE/MD/VA/WV. (~9,800 data points)
 - ▶ Broiler litter manure bulk generation data collected from NMP planners, growers, and manure haulers/brokers from DE/MD/VA. (Expansive)
 - ▶ Sufficient broiler data collected to develop statistical estimates of annual N and P generation per lb. of bird over time for replacing ASABE data.

Commercial Agricultural Production Data

- ▶ Poultry Litter Subcommittee (PLS) –
 - ▶ Turkey litter manure analysis data collected from State/ LGU labs and NMP and permit databases from VA/WV. (~ 2,000 data points)
 - ▶ Turkey litter manure bulk generation data collected from NMP planners, growers, and manure haulers/brokers from VA only. (Limited)
 - ▶ Insufficient turkey data collected to develop statistical estimates of annual N and P generation per lb. of bird over time for replacing ASABE data.

Commercial Agricultural Production Data


- ▶ Poultry Litter Subcommittee (PLS) –
 - ▶ Layer/breeder manure analysis data collected from State/ LGU labs and NMP and permit databases from VA/WV. (~ 1,900 data points)
 - ▶ Very limited layer/breeder manure analysis data collected from PA for most recent years only.
 - ▶ No layer/breeder manure bulk generation data collected from NMP planners, growers, and manure haulers/brokers. (None)
 - ▶ Insufficient layer/breeder data collected to develop statistical estimates of annual N and P generation per lb. of bird over time for replacing ASABE data.

Commercial Agricultural Production Data

- ▶ Poultry Litter Subcommittee (PLS) –
 - ▶ Very limited pullet litter manure analysis data collected from State/ LGU labs and NMP and permit databases from all states. (limited data points)
 - ▶ No pullet litter manure bulk generation data collected from NMP planners, growers, and manure haulers/brokers. (None)
 - ▶ Insufficient pullet data collected to develop statistical estimates of annual N and P generation per lb. of bird over time for replacing ASABE data.

Commercial Agricultural Production Data

- ▶ Poultry Litter Subcommittee (PLS) –
 - ▶ The PLS completed a draft recommendation report in 2014 entitled “Redefinition Of Poultry Litter Nutrient Generation, Litter Volume Generation And Poultry Population Datasets”
 - ▶ The draft report and associated data required additional statistical analysis and a defined method for incorporating the recommendations into the Phase 6 modeling tools.
 - ▶ A copy of the PLS report is available in Appendix A of the Agricultural Modeling Subcommittee report located at:
[Recommendations to estimate poultry nutrients for phase 6 model 03062015 \(1\).pdf](#)



Agricultural Modeling Subcommittee (AMS)

Commercial Agricultural Production Data

- ▶ **Agricultural Modeling Subcommittee (AMS) –**
 - ▶ In October 2014, the AgWG asked the Agricultural Modeling Subcommittee (AMS) to review the PLS records and report (found in Appendix A).
 - ▶ The AMS was asked to provide recommendations for incorporating the data into poultry nutrient production estimates for the Phase 6 Watershed Model.
 - ▶ The AMS report of March 2015 describes processes to estimate poultry litter production by year for each state and type of bird.
 - ▶ Many of the recommendations in this report were originally suggested by the PLS. Some other recommendations are based on analysis of the submitted data and other data sources available.

Commercial Agricultural Production Data

- ▶ Agricultural Modeling Subcommittee (AMS) –
 - ▶ The CBP approved AMS Report :
“Recommendations to Estimate Poultry Nutrient Production in the Phase 6 Watershed Model”
 - ▶ The report established standards for statistical analysis methods, data quantity (30 data points min), and equations for developing manure nutrient generation for model inputs for Phase 6.
 - ▶ A copy of the AMS report is available at:
[Recommendations to estimate poultry nutrients for phase 6 model 03062015 \(1\).pdf](#)



Manure Treatment Technologies (MTT) Expert Panel Report

Commercial Agricultural Production Data

CBP/TRS – 311 – 16

Manure Treatment Technologies

Recommendations from the Manure Treatment Technologies Expert Panel
to the Chesapeake Bay Program's Water Quality Goal Implementation
Team to define Manure Treatment Technologies as a Best Management
Practice



September 2016

Commercial Agricultural Production Data


- ▶ **Manure Treatment Technologies Expert Panel Report –**
 - ▶ **MTT19 - Directly Monitored Manure Treatment Technology.**
 - ▶ **Any Manure Treatment system that utilizes one of more manure treatment technologies described in the Manure Treatment Technology Expert Panel Report (Pyrolysis, Gasification, Combustion, or Composters).**
 - ▶ **This BMP allows MTT facilities to utilize monitoring data to determine and report the nitrogen load eliminated from the primary manure stream.**

Commercial Agricultural Production Data

- ▶ **Manure Treatment Technologies Expert Panel Report –**
 - ▶ **What kind of data is needed to submit the Directly Monitored, MTT19, BMP?**
 - ▶ **Monitoring Data from the Treatment Facility, including Manure Sample Analyses and a Description of the Facility's process /Technology within the Facility**
 - ▶ **Amount of manure treated, or Number of animals present in operation with animal type**
 - ▶ **Nutrient Concentrations of Manure: TN and Ammonia**
 - ▶ **Moisture Content (%) or Dry Fraction**
 - ▶ **Total Calculated Nitrogen Reduction from the Facility/BMP**
 - ▶ **Air Emissions emanating from the facility**

Commercial Agricultural Production Data

- ▶ **Manure Treatment Technologies Expert Panel Report –**
 - ▶ A copy of the MTT report is available at: [Manure treatment Technologies \(d18lev1ok5leia.cloudfront.net\)](https://d18lev1ok5leia.cloudfront.net)



VT Turkey Litter Manure Nutrient Generation Research Project

Commercial Agricultural Production Data

- ▶ **VT Turkey Manure Nutrient Generation Research Project –**
 - ▶ The CBP approved PLS and AMS reports of 2014 and 2015 demonstrated the lack of available data for turkey litter manure nutrient generation for Phase 6 model inputs.
 - ▶ A commercial turkey research project was developed between the CBPO and Virginia Tech (VT) in 2015.
 - ▶ The research project obtained turkey production data from state agency databases, private companies, and growers in VA and WV.

Commercial Agricultural Production Data


- ▶ VT Turkey Manure Nutrient Generation Research Project –
 - ▶ The research project followed the data standards and statistical analysis methods established by the AMS report of 2015.
 - ▶ The CBP approved Appendix B of the “Agriculture BMP Verification Guidance, *Statistical Sampling Approach for Initial and Follow-Up BMP Verification*” was also followed.
 - ▶ A copy of the report is available at Appendix B -Ag BMP Verification Guidance Final.pdf (chesapeakebay.net)

Commercial Agricultural Production Data

- ▶ **VT Turkey Manure Nutrient Generation Research Project –**
 - ▶ Turkey litter manure analysis data collected from State/ LGU labs, NMP, and permit databases from VA. (Expansive)
 - ▶ Turkey litter manure bulk generation data collected from NMP planners, growers, and manure haulers/brokers from VA. (Expansive)
 - ▶ Commercial turkey population data by bird production type collected from state NMP planners, private companies and growers and compared to USDA-NASS data.
 - ▶ Sufficient turkey data collected to develop statistical estimates of annual N and P generation per lb. of bird by type of production over time for replacing ASABE data.

Commercial Agricultural Production Data

- ▶ VT Turkey Manure Nutrient Generation Research Project –
 - ▶ Turkey research project recommendation report published in December 2016: “Final Report for Turkey Litter Generation and Nutrient Content for use in Phase 6.0 Chesapeake Bay Program Watershed Model”
 - ▶ After AgWG, WTWG, CBPO review and approval, the report recommendations were incorporated into the development of the Phase 6 modeling tools to replace ASABE annual N and P generation per lb. of bird for all 6 Bay states.
 - ▶ A copy of the VT report is available at [Phase 6 Turkey Litter Nutrients Characterization for the Phase 6 Watershed Model Draft Final Report 121416.1.pdf \(chesapeakebay.net\)](#)



PSU/VT Swine Manure Nutrient Generation Research Project

Commercial Agricultural Production Data

- ▶ PSU/VT Swine Manure Nutrient Generation Research Project –
 - ▶ The CBP approved PLS and AMS reports of 2014 and 2015 demonstrated the lack of available data for swine manure nutrient generation for Phase 6 model inputs.
 - ▶ A commercial swine research project was developed between the CBPO, Penn State University (PSU), and Virginia Tech (VT) in 2015.
 - ▶ The research project obtained swine production data from state agency databases, private companies, and growers in PA and VA.

Commercial Agricultural Production Data

- ▶ PSU/VT Swine Manure Nutrient Generation Research Project –
 - ▶ The research project followed the data standards and statistical analysis methods established by the AMS report of 2015.
 - ▶ The CBP approved Appendix B of the “Agriculture BMP Verification Guidance, *Statistical Sampling Approach for Initial and Follow-Up BMP Verification*” was also followed.
 - ▶ A copy of the report is available at Appendix B -Ag BMP Verification Guidance Final.pdf (chesapeakebay.net)

Commercial Agricultural Production Data

- ▶ **PSU/VT Swine Manure Nutrient Generation Research Project –**
 - ▶ Swine manure analysis data collected from State/ LGU labs, NMP, and permit databases from PA/VA. (Extensive)
 - ▶ Swine manure bulk generation data collected from NMP planners, growers, and manure haulers/brokers from PA/VA. (Extensive)
 - ▶ Commercial swine population data by animal production type collected from state NMP planners, private companies and growers and compared to USDA-NASS data. (Extensive)
 - ▶ Sufficient swine data collected to develop statistical estimates of annual N and P generation per lb. of animal by type of production over time for replacing ASABE data.

Commercial Agricultural Production Data

- ▶ PSU/VT Swine Manure Nutrient Generation Research Project –
 - ▶ Swine research project recommendation report published in December 2016 entitled “Recommendations to Estimate Swine Nutrient Generation in the Phase 6 Chesapeake Bay Program Watershed Model”
 - ▶ After AgWG, WTWG, CBPO review and approval, the report recommendations were incorporated into the development of the Phase 6 modeling tools to replace ASABE annual N and P generation per lb. of animal by type of production for all 6 Bay states.
 - ▶ A copy of the PSU/VT report is available at Microsoft Word - 2016-12-16-DRAFT-CBF Swine Recommendation Report.docx (chesapeakebay.net)



**UM/CBPO Commercial Layer
Production Research Project**

Commercial Agricultural Production Data

- ▶ **UM/CBPO Commercial Layer Production Research Project –**
 - ▶ The PA Department of Environmental Protection (PADEP) requested assistance from the CBPO due to the limited available layer production data (populations) for Adams and York Counties in the Phase 6 model inputs.
 - ▶ A commercial layer research project was developed between the CBPO, PADEP, and the University of Maryland (UM) in 2020.
 - ▶ The research project obtained commercial layer production data from state and county agency databases, and private companies and growers in PA.

Commercial Agricultural Production Data

- ▶ UM/CBPO Commercial Layer Production Research Project –
 - ▶ The research project followed the data standards and statistical analysis methods established by the AMS report of 2015.
 - ▶ The CBP approved Appendix B of the “Agriculture BMP Verification Guidance, *Statistical Sampling Approach for Initial and Follow-Up BMP Verification*” was also followed.
 - ▶ A copy of the report is available at Appendix B -Ag BMP Verification Guidance Final.pdf (chesapeakebay.net)

Commercial Agricultural Production Data

- ▶ **UM/CBPO Commercial Layer Production Research Project –**
 - ▶ Commercial layer population data by bird production type collected from state and county NMPs, Manure Management Plans (MMPs), CAFO permits, private companies and growers. (Extensive)
 - ▶ Sufficient commercial layer data collected to develop annual county-scale estimates of layer populations for Adams and York Counties. (1995 – 2021)
 - ▶ State and county agency public data used as QA/QC for company/grower private data.
 - ▶ Commercial layer populations compared to existing USDA-NASS and Phase 6 model data.

Commercial Agricultural Production Data

- ▶ **UM/CBPO Commercial Layer Production Research Project –**
 - ▶ Layer production research recommendations published in 2021 for review by the AgWG and WTWG.
 - ▶ A copy of the recommendations is available at the AgWG and WTWG CBP sector workgroup webpages.



Summary

Commercial Agricultural Production Data

► Summary

- The use of statistically valid commercial agricultural production data QA/QC with public agency data sources is supported by existing CBP partnership developed and approved data standards and verification protocols.
- Verified, reviewed, and approved commercial agricultural production data was used in the development of the existing Phase 6 (CAST) modeling tools approved for use by the CBP partnership.
- Verified, reviewed, and approved commercial agricultural production data is currently being used to represent livestock manure nutrient generation for all 6 Bay states in the existing Phase 6 (CAST) modeling tools.
- Implementation reporting for the MTT19 BMP requires the use of specific commercial agricultural monitoring data.



UNIVERSITY OF
MARYLAND
EXTENSION

Solutions in your community



Chesapeake Bay Program

A Watershed Partnership

Mark Dubin

Senior Agricultural Advisor

University of Maryland Extension-College Park
College of Agriculture and Natural Resources

**Department of Environmental Science &
Technology**

mdubin06@umd.edu

EPA Chesapeake Bay Program Office
mdubin@chesapeakebay.net

A scenic view of a farm with a pond, barns, and a house, reflected in the water. The foreground shows a grassy bank with some reeds. The pond is calm, reflecting the sky and the buildings. In the background, there are rolling green hills and a line of trees.

For More Information go to
<https://www.chesapeakebay.net/>