

Fall QUARTERLY MEETING – November 13th, 2024

Chesapeake Bay Program



SAV Goal: Beyond 2025

*Brooke Landry
Maryland DNR and
Chair, SAV Workgroup*

Through the Chesapeake Bay Watershed Agreement, the Chesapeake Bay Program has committed to...



Goal: *Vital Habitats*

Outcome:

Sustain and increase the habitat benefits of SAV in the Chesapeake Bay. Achieve and sustain the ultimate outcome of 185,000 acres of SAV Bay-wide necessary for a restored Bay. Progress toward this ultimate outcome will be measured against a target of 90,000 acres by 2017 and 130,000 acres by 2025.

Beyond 2025, we will have the opportunity to recommend updates to the SAV Outcome....



2023 SAV Attainability Update for SRS



Submerged Aquatic Vegetation (SAV)

Outcome

Sustain and increase the habitat benefits of submerged aquatic vegetation (SAV) in the Chesapeake Bay. Achieve and sustain the ultimate outcome of 185,000 acres of SAV Bay-wide necessary for a restored Bay. Progress toward this ultimate outcome will be measured against a target of 90,000 acres by 2017 and 130,000 acres by 2025.

Status

Between 2014 and 2018, SAV expanded by almost 33,000 acres in Chesapeake Bay, reaching approximately 108,000 acres in 2018, the highest acreage recorded since the annual Bay-wide SAV surveys began in 1984. Because of this record increase, SAV acreage exceeded the 2017 target of 90,000 acres in 2015, 2016, 2017, and 2018. Between 2018 and 2019, however, over 44,000 acres were lost, approximately one-third of the Bay's SAV. This loss has been attributed to degraded water clarity following two years of above-normal precipitation and subsequent high flows. Since that time, SAV has slowly begun to rebound, with the most recent data, collected in 2022, showing 76,462 acres of SAV throughout the Bay and its tidal tributaries. Additional years of increased acreage will help clarify whether this recent gain is the start of a new positive trend, but it is unlikely that the interim goal of 130,000 acres will be reached by 2025 regardless. Therefore, the [SAV Outcome](#) is considered off-course. The interim goal of 130,000 acres remains attainable in the future if additional management actions are taken to ensure long-term and consistent improvements in water clarity and shallow water habitat protection. The SAV Workgroup, however, recommends reevaluating the ultimate SAV acreage goal of 185,000 acres to determine if it should be updated. This goal was based on historical SAV distribution in Chesapeake Bay and conditions that may not be met again in the future given the projected effects of climate change.

Beyond 2025 Strategy Review System

What has helped achieve success since 2014?

- Management solutions
- Direct, small-scale, SAV restoration
- Collaboration and community engagement
- Increased research and monitoring

What challenges have hindered progress?

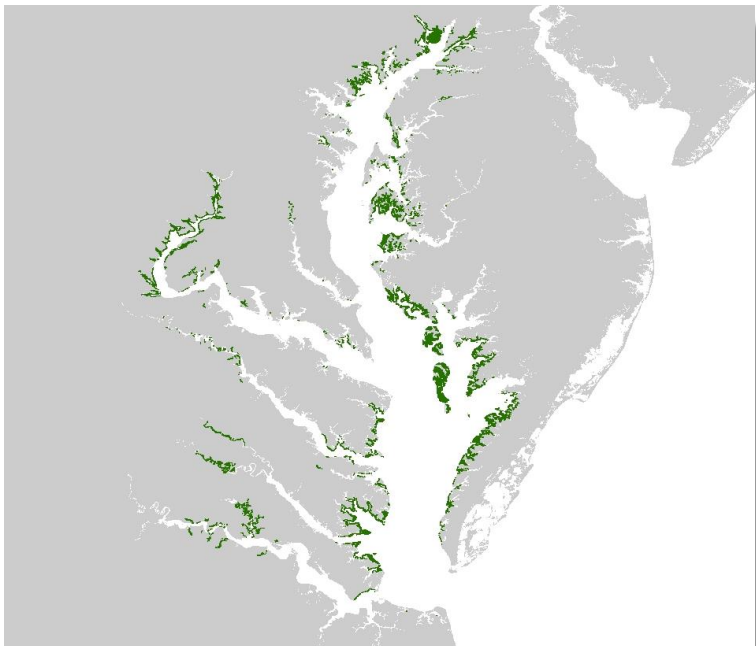
- Pollution reductions have been inadequate to consistently improve water clarity
- Climate change impacts
- Existing statutes, regulations, and policies have been inadequate
- Shallow water use conflicts and habitat trade-offs
- Inadequate staffing, training, and funding

What is needed to accelerate progress?

- Nutrient and sediment reductions *beyond* those currently allocated in the TMDL
- Community-specific understanding of both SAV patterns and processes
- Significant financial investments for SAV restoration
- An expanded monitoring effort that includes *Zannichellia*
- Structured decision making to equitably and effectively manage habitat trade-offs and shallow-water use conflicts



Many things to consider as we determine our recommendations



185,000-acre goal

- 2014 Chesapeake Bay Agreement for the SAV Outcome.
- Based on sum of segment goals for each of the 92 SAV segments, *prior to correction (shoreline error; actual sum is approx. 192,000 acres)*.
- Segment goals are based on either single best year for that segment or a composite of best years (to account for SAV movement).
- The Bay may have supported anywhere from 200,000 to 600,000 acres of SAV in the past (based on bathymetry, seed bank records, and aerial imagery), but there's no indication that that maximum acreage occurred during a single year.
- Climate change was not taken into consideration for SAV outcome.
- No end date associated with goal; interim goals established instead.
- 2017 = 90,000 acres; 2025 = 130,000 acres.

192,000-acre goal

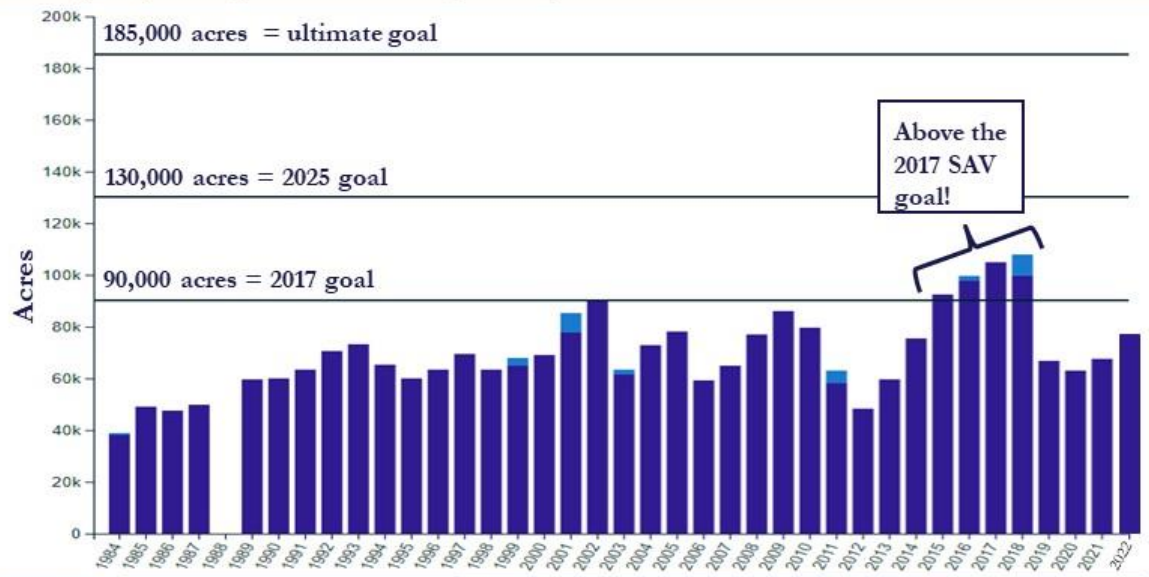
- Updated acreage goal based on correction.
- Adopted by states for **water clarity standards assessment**.
- Not the recognized CBP goal; the overall CBP SAV goal remains at 185,000 acres.
- Virginia has updated some segment goals based on more recent single best year data; Maryland may follow suit.

Some other-acre goal

- There are 43 segments that have exceeded their established goal at one time or another since 1971.
- If you increase the goals for the segments where the goal has been exceeded and combine those with the existing goals for the other segments where the goal has not been met, the total is 210,900 acres (if we increased segment goals based on SBY and kept those segments where goals are based on composites).
- If you add up the Single Best Years for each segment and not use composite data, the total of Single Best Years between 1971 and 2023 is 155,557 acres.

Progress towards the Bay-wide SAV goal

Submerged Aquatic Vegetation Abundance (1984-2022)



1600s

European colonization

Wasting Disease

Tropical Storm Agnes

CB Degradation Study
1976-1982
N, P, TSS = culprits

CBP established,
First Chesapeake Bay Agreement signed

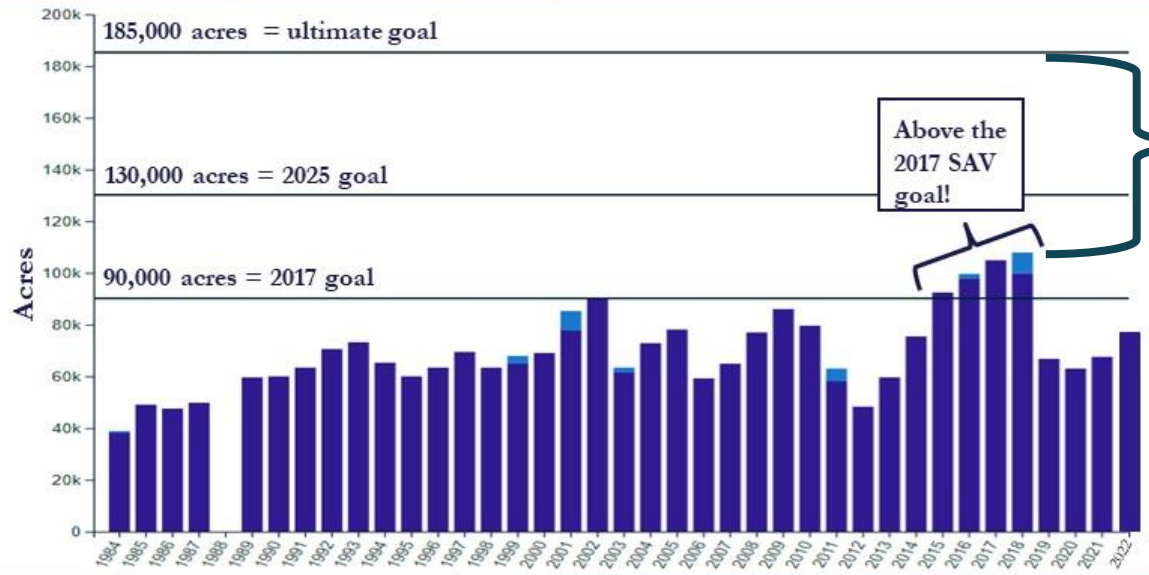
Chesapeake Bay TMDL
Tropical Storm Lee and Hurricane Irene

2014 Chesapeake Bay Agreement

Rain, rain, and more rain

Progress towards the Bay-wide SAV goal

Submerged Aquatic Vegetation Abundance (1984-2022)



1600s

European colonization

1930s

Wasting Disease

1972

Tropical Storm Agnes

1976

1982

CB Degradation Study
1976-1982
N, P, TSS = culprits

CBP established,
First Chesapeake Bay Agreement signed

Chesapeake Bay TMDL

Tropical Storm Lee and Hurricane Irene

2014 Chesapeake Bay Agreement

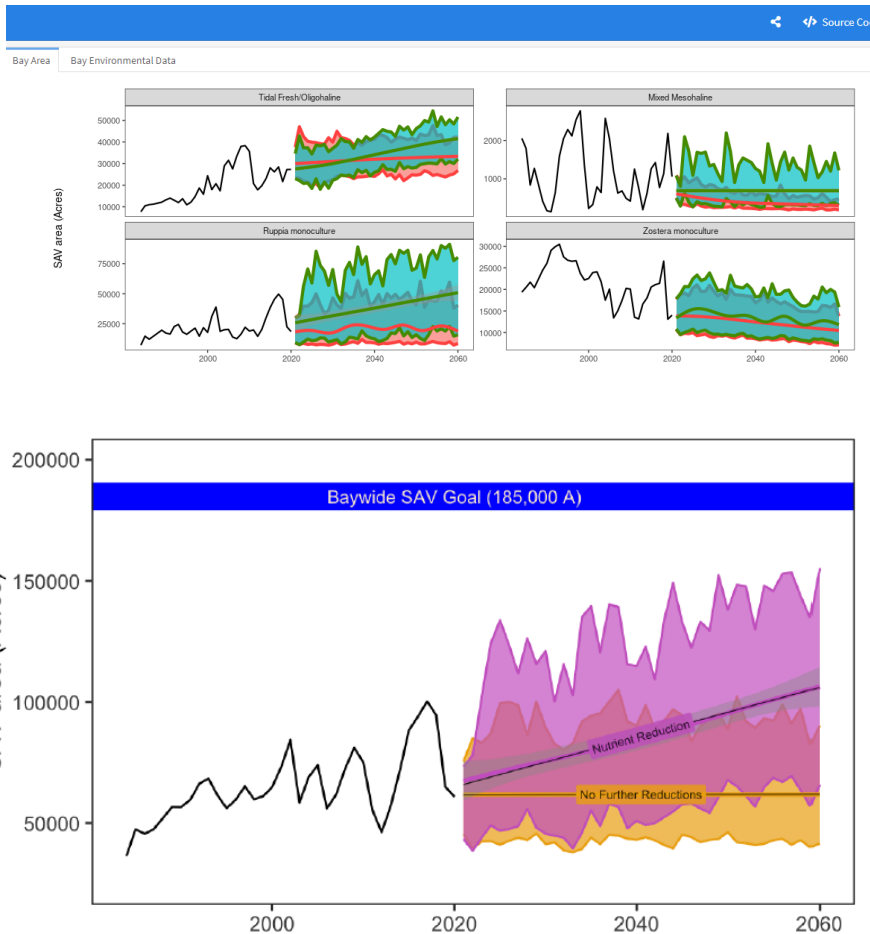
Rain, rain, and more rain



Modeling Climate Impacts on SAV in Chesapeake Bay

Take home message:

None of the 8000 simulations resulted in meeting our SAV restoration target BUT accelerated and expanded nutrient management will get us closer than if we stick to the current allocations dictated in the TMDL.





Questions for the SAV Workgroup membership to consider (go to Jamboard):

<https://jamboard.google.com/d/1QmeiaUq-cY2zJQDyCWZRo1yToIGNTimS5us1d4UI-no/viewer?f=o>

1. CBP Goals should be aspirational but realistic. Given this presentation (and the realities of watershed development and climate change and everything else you know about SAV that I don't need to tell you), do you believe the 185,000-acre goal is still achievable?
2. Regardless of achievability, would you prefer to keep the 185,000-acre goal or update it?
3. If we decide to update it, would you like to make it higher (based on corrected data and updated segment maximums) or lower (based on, for example, a compromise between known max extent ~192,000 ac~ and recent max extent ~108,000 ac~)?
4. Do you think the SAV Outcome should be based on more than one single numerical goal? For example, would you prefer distinct goals for each salinity zone (TF, OH, MH, PH)? This information is reported now but is not the ultimate goal.
5. Do you think the SAV Outcome should be based on something besides a numerical goal altogether? For example, the outcome could be based on contributing factors that are more within our control (ie. # of volunteer monitors, # of acres restored by seed, # of schools that teach detailed chapters on SAV ecology, etc.)
6. What about a combination of 4 and 5 – “a numerical outcome with contributing factors”. In this case we would have an acreage goal as well as factor goals.
7. Any additional thoughts, ideas, suggestions for the SAV Outcome Beyond 2025? Remember that this is just the beginning of the conversation. These questions were posed to get everyone thinking about where we want to go from here - not to solve it all today.



Google Form for SAV Outcome

<https://forms.gle/3pSkmspEA6w2poHy6>



Chesapeake Bay Program SAV Outcome Beyond 2025



All changes saved in Drive

Questions

Responses

Settings



Chesapeake Bay Program SAV Outcome Beyond 2025

Form description

Email *

Valid email

This form is collecting emails. [Change settings](#)

Name

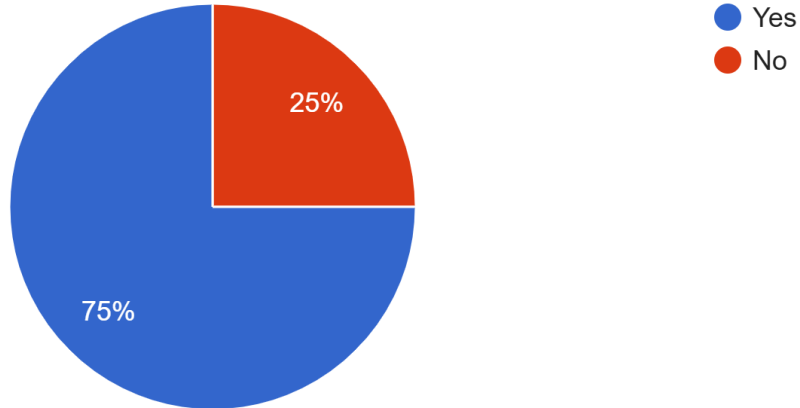
Short answer text



Google Form for SAV Outcome: Results to Date

CBP Outcomes/Goals should be aspirational but realistic. Do you believe the 185,000 acre goals is still achievable?

12 responses

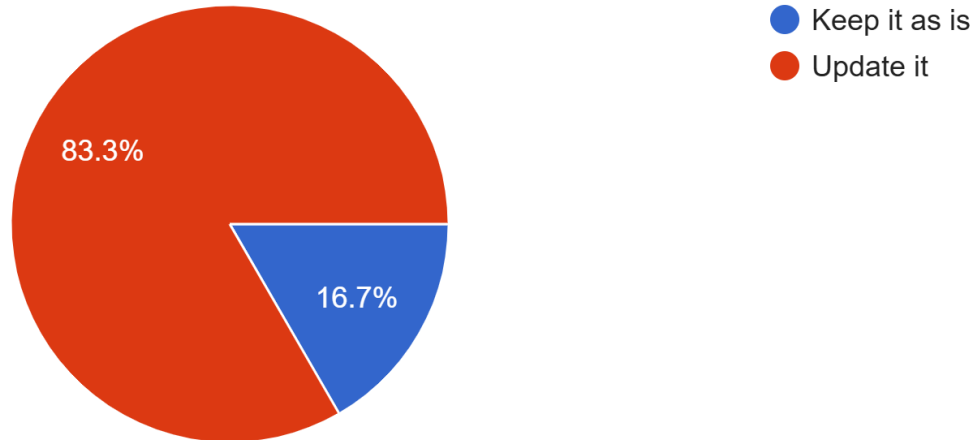




Google Form for SAV Outcome: Results to Date

Regardless of achievability, would you prefer to keep the 185,000-acre goal or update it?

12 responses

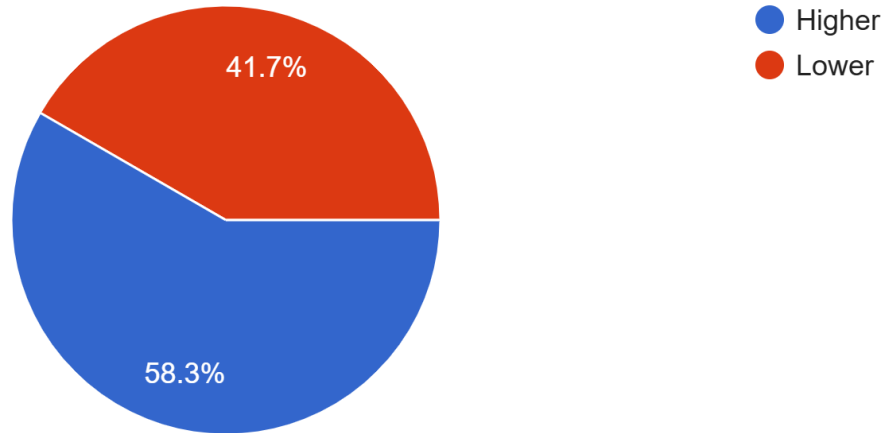




Google Form for SAV Outcome: Results to Date

If we decide to update it, would you prefer to make the goal higher or lower?

12 responses

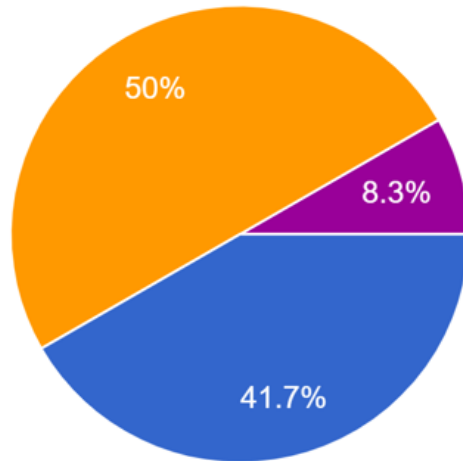




Google Form for SAV Outcome: Results to Date

A variety of SAV Outcome possibilities were presented today. Do you have a preference for one to use moving Beyond 2025?

12 responses



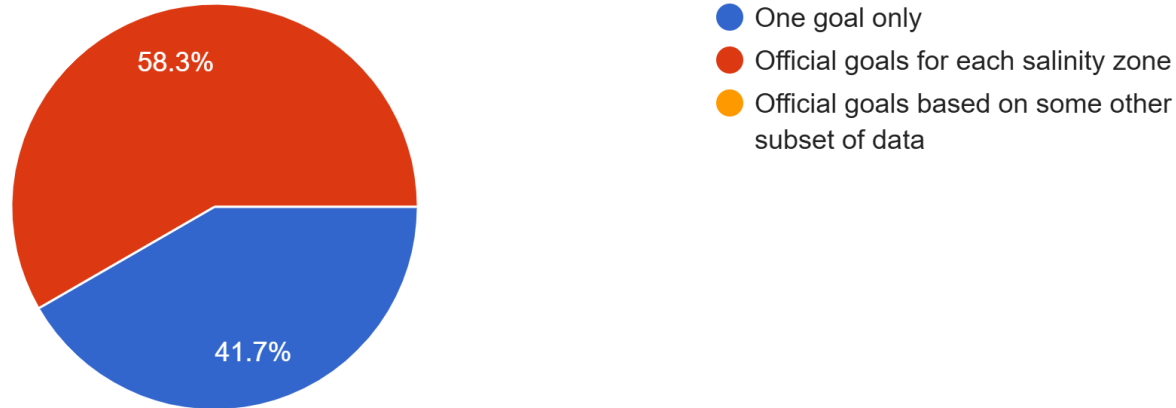
- 155,557 acres - sum of Single Best Year data for all segments
- 185,000 acres - current Goal in CBP Agreement (based on data available 1971 - 2003)
- 192,000 acres - to match WQ standards
- 210,900 acres - combination of SBY for segments that have exceeded their goal and existing segment goal for those that haven't (SBY between 1971 and 2023)
- ~211,084 acres - actual mapped SAV not clipped - historical + recent (see Table V-2 in Ambient Water Quality Criteria for Dissolved Oxygen, Water Clarity and Chlorophyll a for the Chesapeake Bay and Its Tidal Tributaries 2017 Technical Addendum)



Google Form for SAV Outcome: Results to Date

Do you think the SAV Outcome should be based on more than one single numerical goal? For example, would you prefer distinct goals for each salinity zone to be officially stated in the next agreement? This information is reported now but not considered the “ultimate goal.”

12 responses

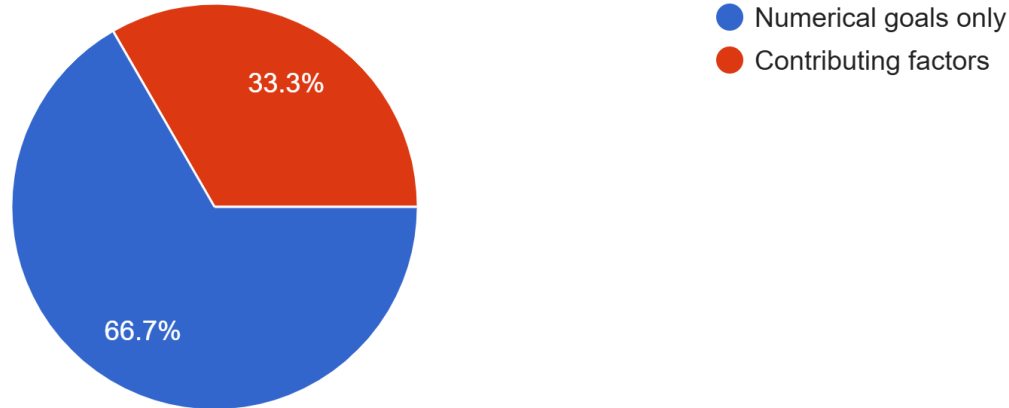




Google Form for SAV Outcome: Results to Date

Would you prefer for the SAV Outcome to be based on something besides a numerical goal, such as contributing factors which are more within our control?

12 responses

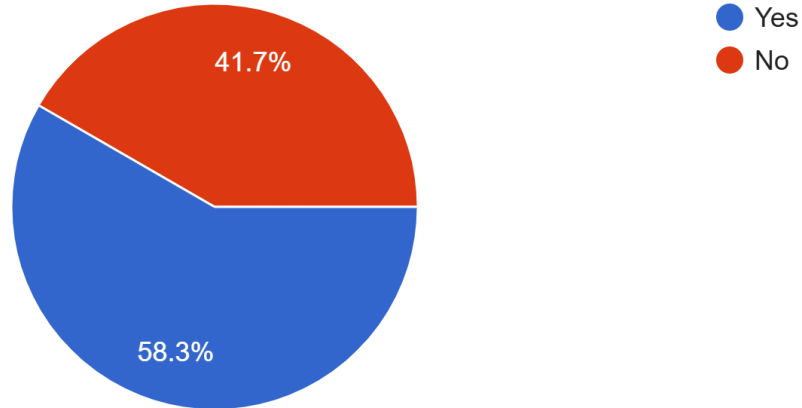




Google Form for SAV Outcome: Results to Date

Would you prefer to explore a combination of the two questions above - numerical outcomes with contributing factors?

12 responses

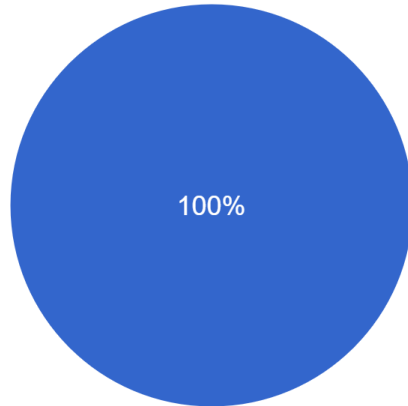




Google Form for SAV Outcome: Results to Date

Assuming the next version of the Chesapeake Bay agreement is for another 10 years, are you comfortable with interim SAV goals for 2030 and 2035?




12 responses






Google Form for SAV Outcome: Results to Date- NEED MORE INPUT by 12/15/24!!

<https://forms.gle/3pSkmspEA6w2poHy6>

 Chesapeake Bay Program SAV Outcome Beyond 2025   All changes saved in Drive

Questions Responses Settings



Chesapeake Bay Program SAV Outcome Beyond 2025

Form description

Email *

Valid email

This form is collecting emails. [Change settings](#)

Name

Short answer text



Questions?