



Ecological Reference Point Assessment for Atlantic Menhaden

Katie Drew, ASMFC

February 24, 2020

Ecological Reference Points Working Group



Matt Cieri (Chair), Maine Department of Marine Resources
Kristen Anstead, Atlantic States Marine Fisheries Commission
Mike Celestino, New Jersey Division of Fish and Wildlife
David Chagaris, University of Florida
Micah Dean, Massachusetts Division of Marine Fisheries
Katie Drew, Atlantic States Marine Fisheries Commission
Shanna Madsen, New Jersey Division of Fish and Wildlife
Jason McNamee, Rhode Island Division of Marine Fisheries
Sarah Murray, Atlantic States Marine Fisheries Commission
Amy Schueller, National Marine Fisheries Service
Alexei Sharov, Maryland Department of Natural Resources
Howard Townsend, National Marine Fisheries Service
Jim Uphoff, Maryland Department of Natural Resources

In collaboration with
Andre Buchheister and Max Grezlik, Humboldt State University
Joana Brito, University of the Azores
Genevieve Nesslage and Mike Wilberg, University of Maryland Center for
Environmental Science

ERP WG TORs




- **Develop models** used to estimate population parameters (e.g., F , biomass, abundance) of Atlantic menhaden **that take into account Atlantic menhaden's role as a forage fish** and analyze model performance.
- **Develop methods** to determine reference points and total allowable catch for Atlantic menhaden **that account for Atlantic menhaden's role as a forage fish.**

ERP Models



Simple



Complex

Model (Abbreviation)
Surplus production model + time-varying r (SPM TVr)
Steele-Henderson surplus production model (SPM S-H)
Multi-species statistical catch-at-age model (VADER)
Ecopath with Ecosim with limited predator/prey field (NWACS-MICE)
Ecopath with Ecosim full model (NWACS-Full)

ERP Species



- The ERP WG identified a subset of key ERP species to incorporate into the models
- Not all models use all species
- Some models use more predators and/or prey groups

ERP Species



- Prey species

- Atlantic menhaden
- Atlantic herring

- Predator species

- Bluefish
- Spiny dogfish
- Striped bass
- Weakfish

→ All species had a benchmark assessment or assessment update with data through 2017 available

Model Comparisons



- ERP WG evaluated the models based on comparisons of:
 - Model performance, including estimates of age-1+ biomass and exploitation rate from each model compared with BAM output
 - Ability to address management objectives

Management Advice



- ERP WG recommends a combination of the BAM single-species model and the NWACS-MICE model as a tool for managers to evaluate trade-offs between menhaden harvest and predator biomass to establish reference points and quotas

Management Advice



- The BAM captures menhaden population dynamics better than the NWACS models
- The NWACS models allow us to explore the effects of menhaden harvest on predator abundance and biomass
- The NWACS-MICE is a streamlined approach, requiring less time and resources to update than the NWACS-Full



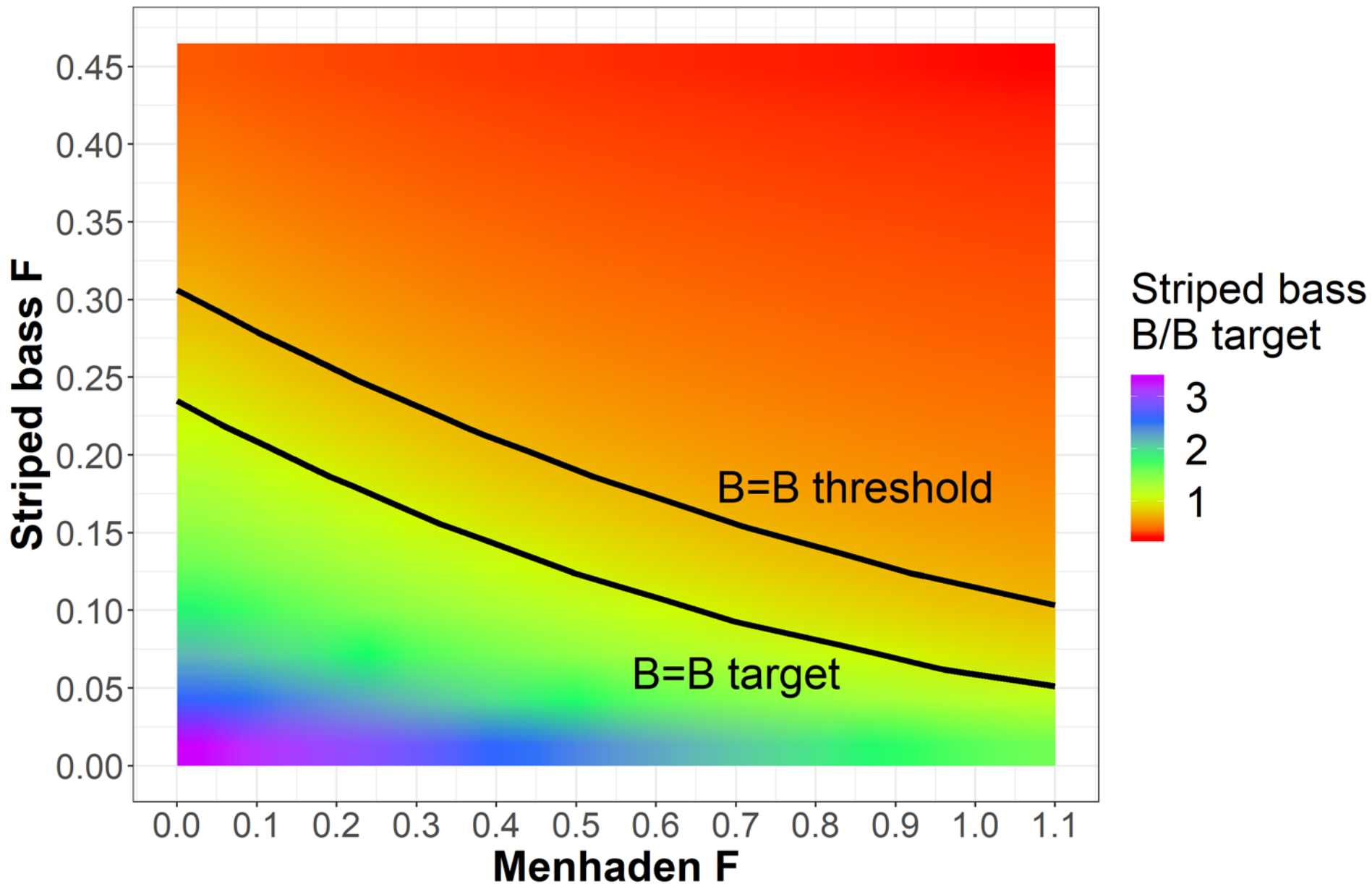
THE NWACS-MICE TOOL

Ecological Reference Points

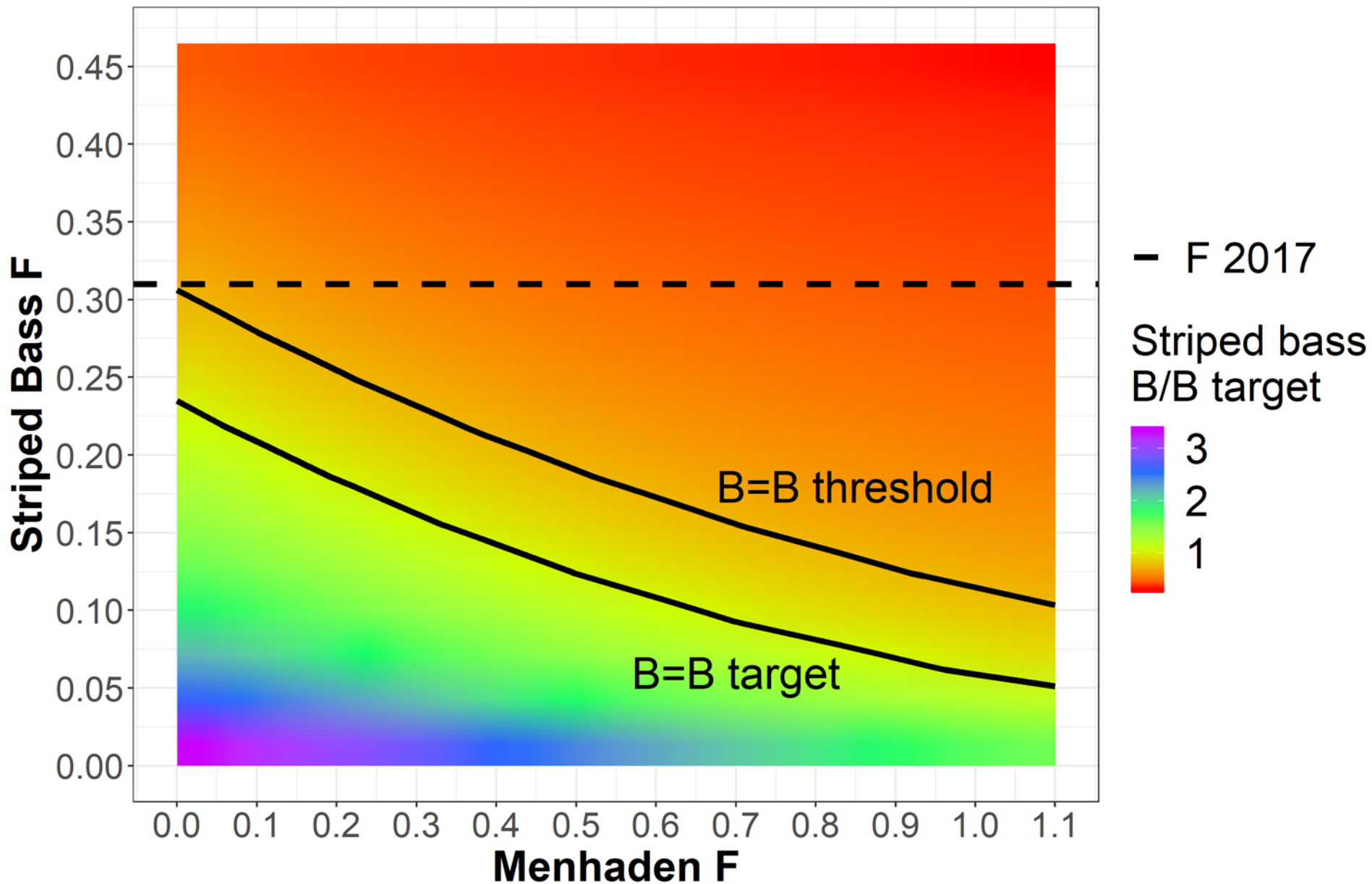


- There is no one “right” answer: the target and threshold levels of F for Atlantic menhaden depend on the management objectives for the ecosystem
 - Where do you want your predator populations to be?
 - What do you want your predator fisheries to look like?
- NWACS-MICE can illustrate the tradeoffs between menhaden F and predator F /biomass

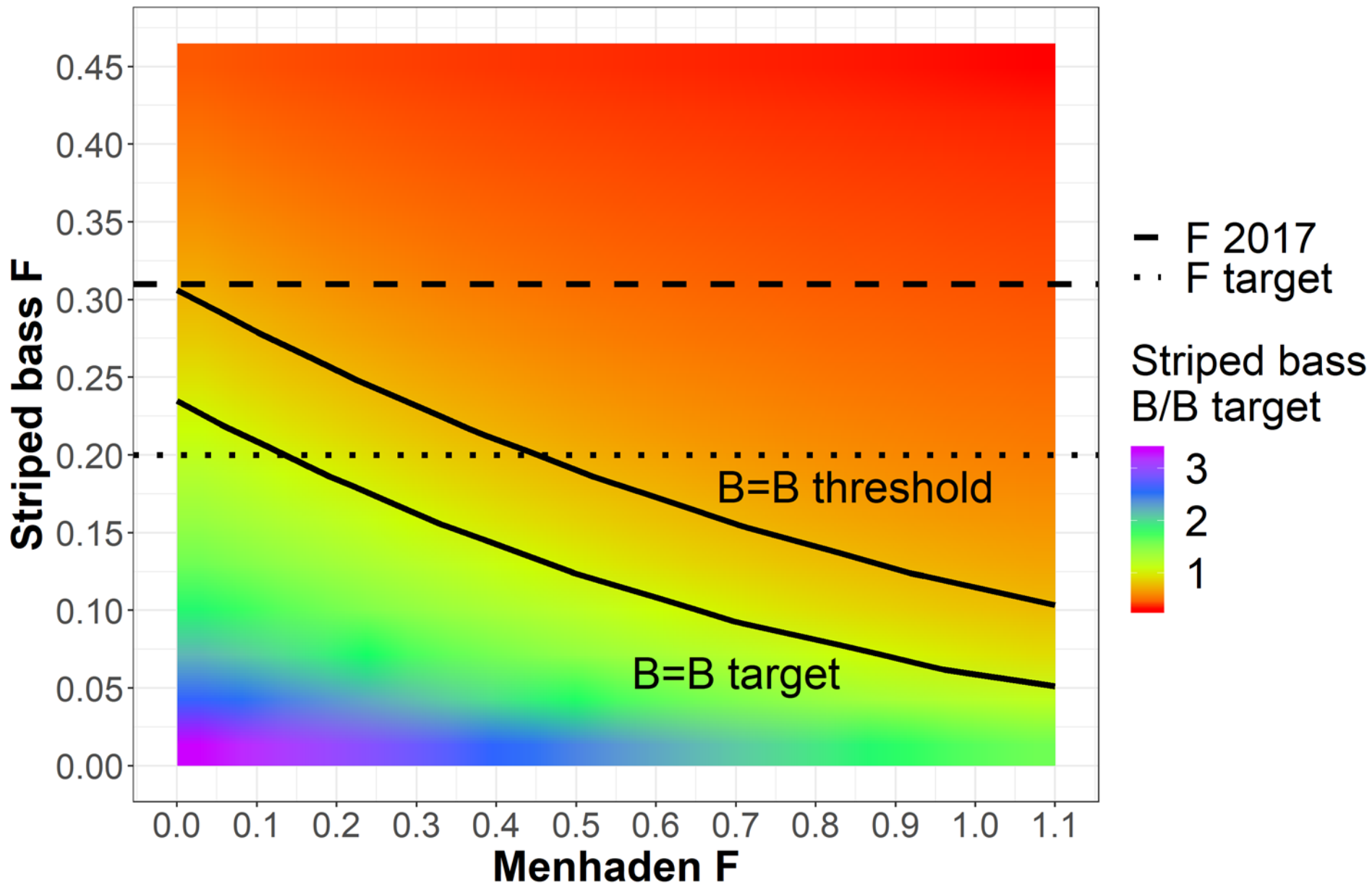
Example Trade Off Evaluation



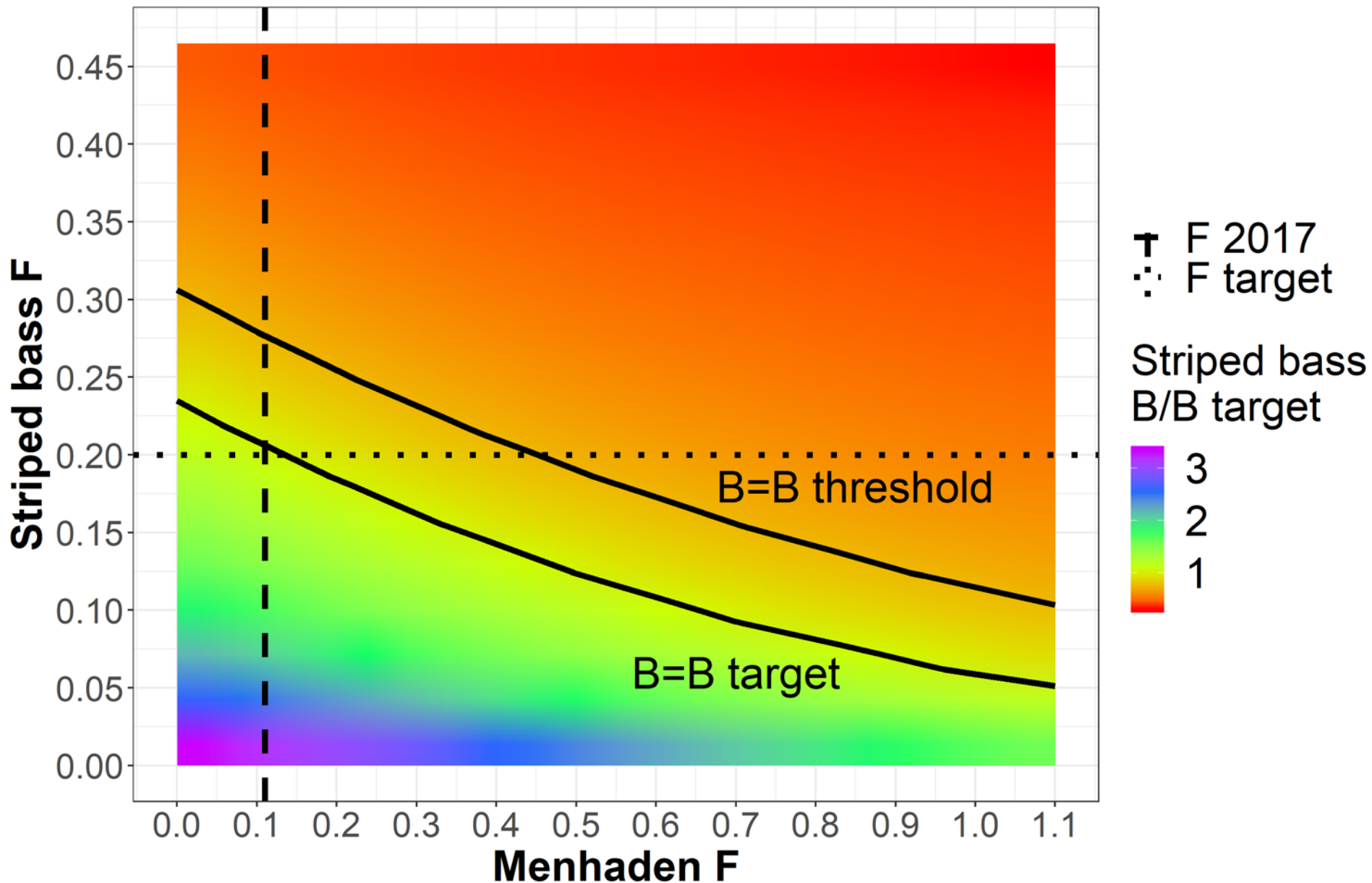
Example Trade Off Evaluation



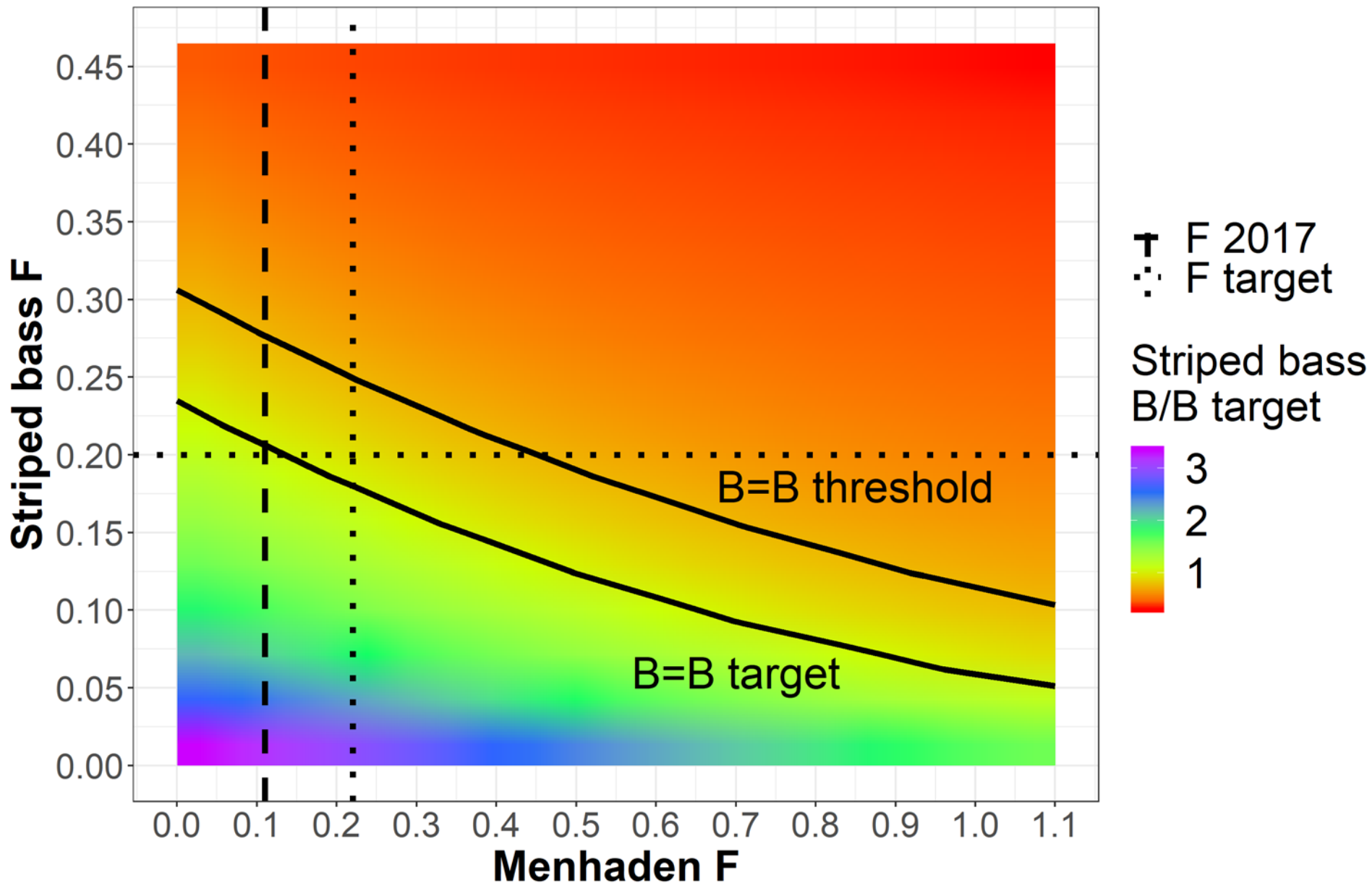
Example Trade Off Evaluation



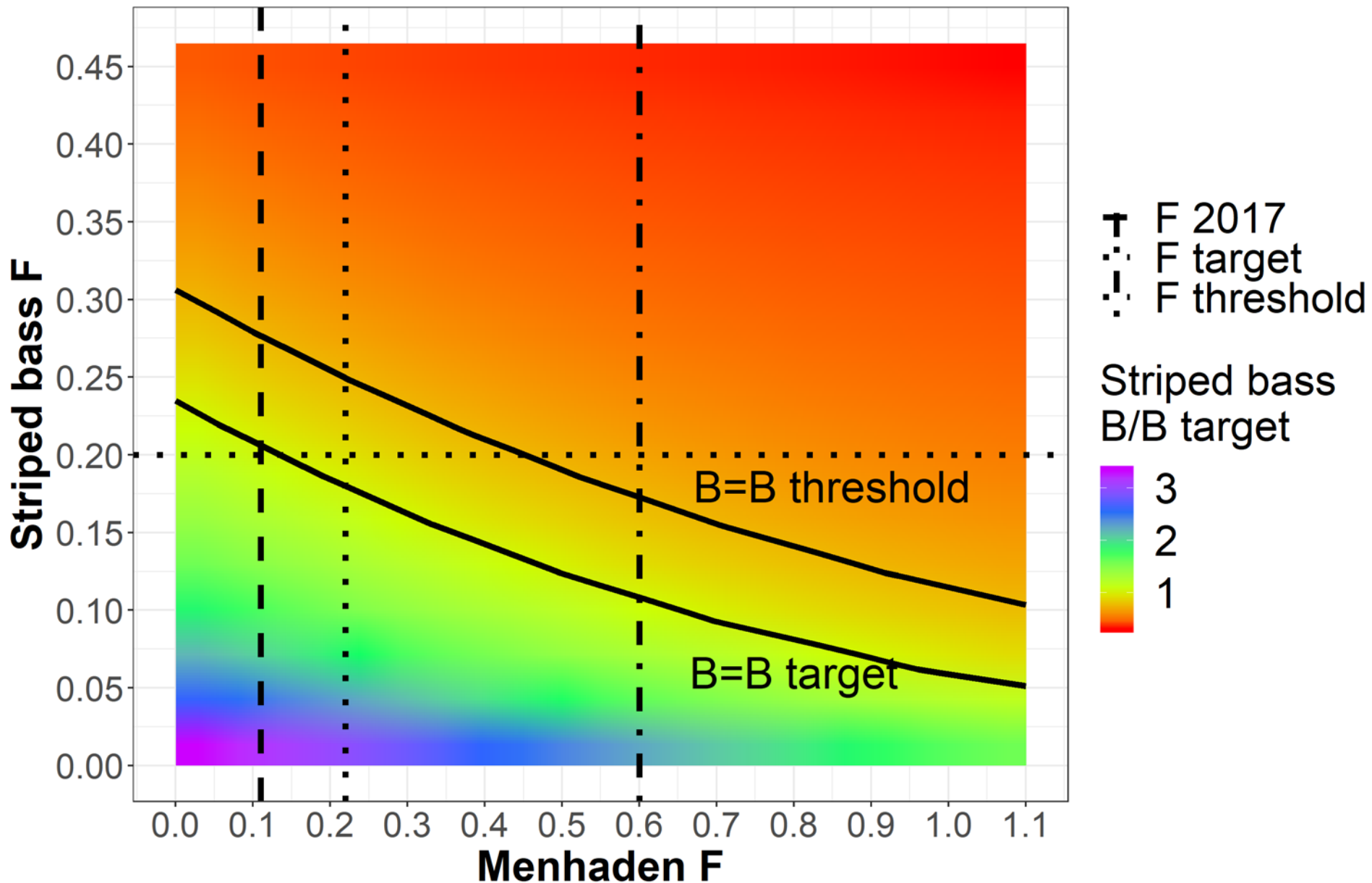
Example Trade Off Evaluation



Example Trade Off Evaluation



Example Trade Off Evaluation



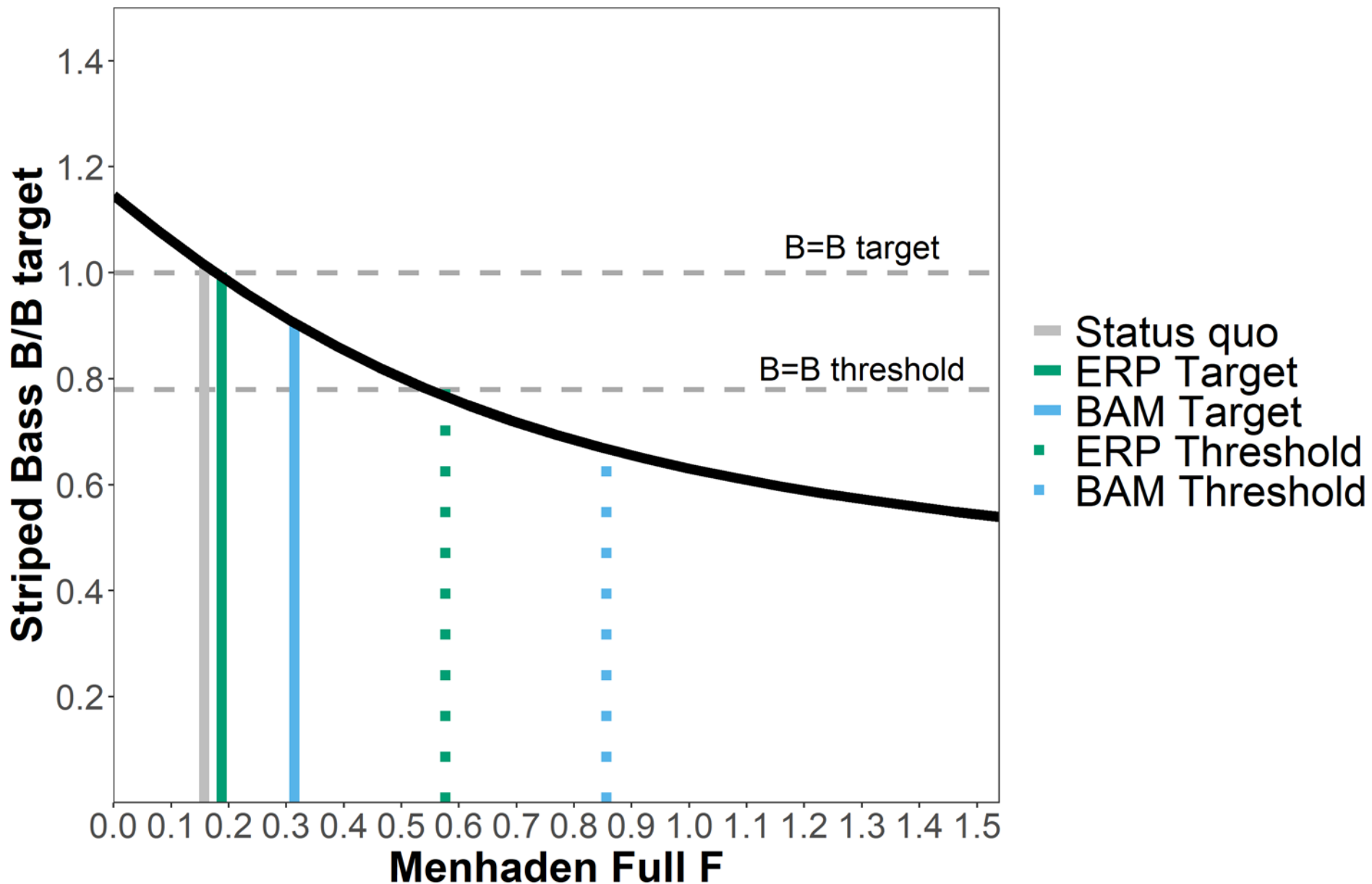
Example ERP Target & Threshold



ERP WG developed an example ERP target and threshold based on striped bass

- **ERP target:** maximum F on menhaden that sustains striped bass at their B target when striped bass are fished at their F target
- **ERP threshold:** maximum F on menhaden that keeps striped bass at their B threshold when striped bass are fished at their F target

Example ERP Target & Threshold



Identify ERPs for ATM



- ERP WG recommended exploring additional scenarios to examine the impact of different predator objectives on ERP reference points

Scenario	Striped Bass	Bluefish	Weakfish	Spiny Dogfish	Atlantic herring
✓ Example	F target	Status quo	Status quo	Status quo	Status quo
# 2	F target	F target	F target	F target	F target
# 3	F threshold	F threshold	F threshold	F threshold	F threshold
# 4	F target	F target	Status quo	Status quo	F target

Management Advice



This tool will allow the Board and Commission to evaluate the trade-offs between Atlantic menhaden F and predator biomass in a quantitative, transparent way to set ERPs that reflect ASMFC's objectives

Next step: Board will review follow-work/additional scenarios at May meeting



QUESTIONS