

*Modeling Workgroup
Meeting Quarterly Review*

Optimization Update: Development of Efficient MO Procedures

*Gregorio Toscano, Kalyanmoy Deb,
Pouyan Nejadhashemi, Vahid
Rafiei, and Julian Blank*

APRIL 2022

MICHIGAN STATE UNIVERSITY



Previous Presentations (Jan 2022 and Oct, 2021)

- Overview of the developed web interface
- Short demo of the web interface approach
- (Completed) Objective 1: Understanding the CAST system and Development of an Efficient Single-objective Hybrid Optimization Procedure

Agenda

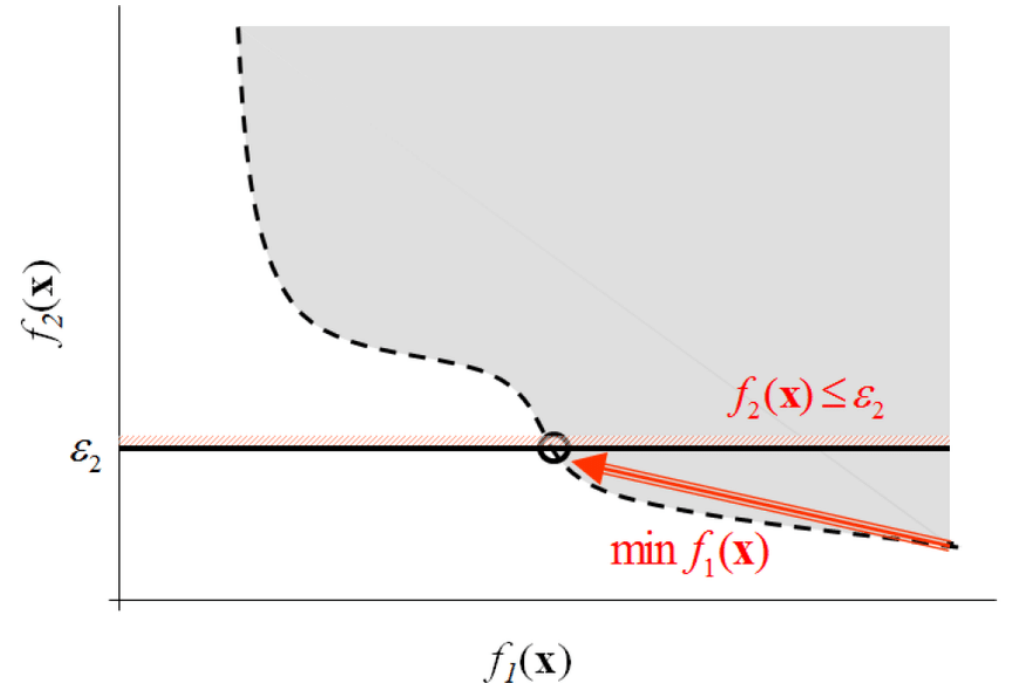
- Objective 2: Development of Efficient Multi-objective Optimization Procedures
 - Oct 1, 2021 to September 30, 2023 (24 months)
- Current Accomplishments:
 - 1) Submission of article: Gregorio Toscano, Juan Hernández, Julian Blank, Pouyan Nejadhashemi, Kalyanmoy Deb, and Lewis Linker. *Large-scale Multi-objective Optimization for Water Quality in Chesapeake Bay Watershed* to WCCI 2022 IEEE WORLD CONGRESS ON COMPUTATIONAL INTELLIGENCE (Decision awaited)
 - A. Develop of a generative strategy (Opt7) in which each optimal solution is found one at a time by using the epsilon-constraint method.
 - B. Develop of a simultaneous strategy (Op8) in which multiple optimal solutions are found in one optimization run by using NSGA-III.
 - 2) Containerization of the user interface developed on Objective 1.
 - 3) Development of microservices (Opt4Cast APIs).

Experiments Performed

- Experiment 1: Knowledge incorporation through solution injection.
- Experiment 2: Reduction of constraints with a repair approach.
- Experiment 3: Scale-up study.
- Experiment 4: Deciphering common patterns of BMP allocation in final trade-off solutions.

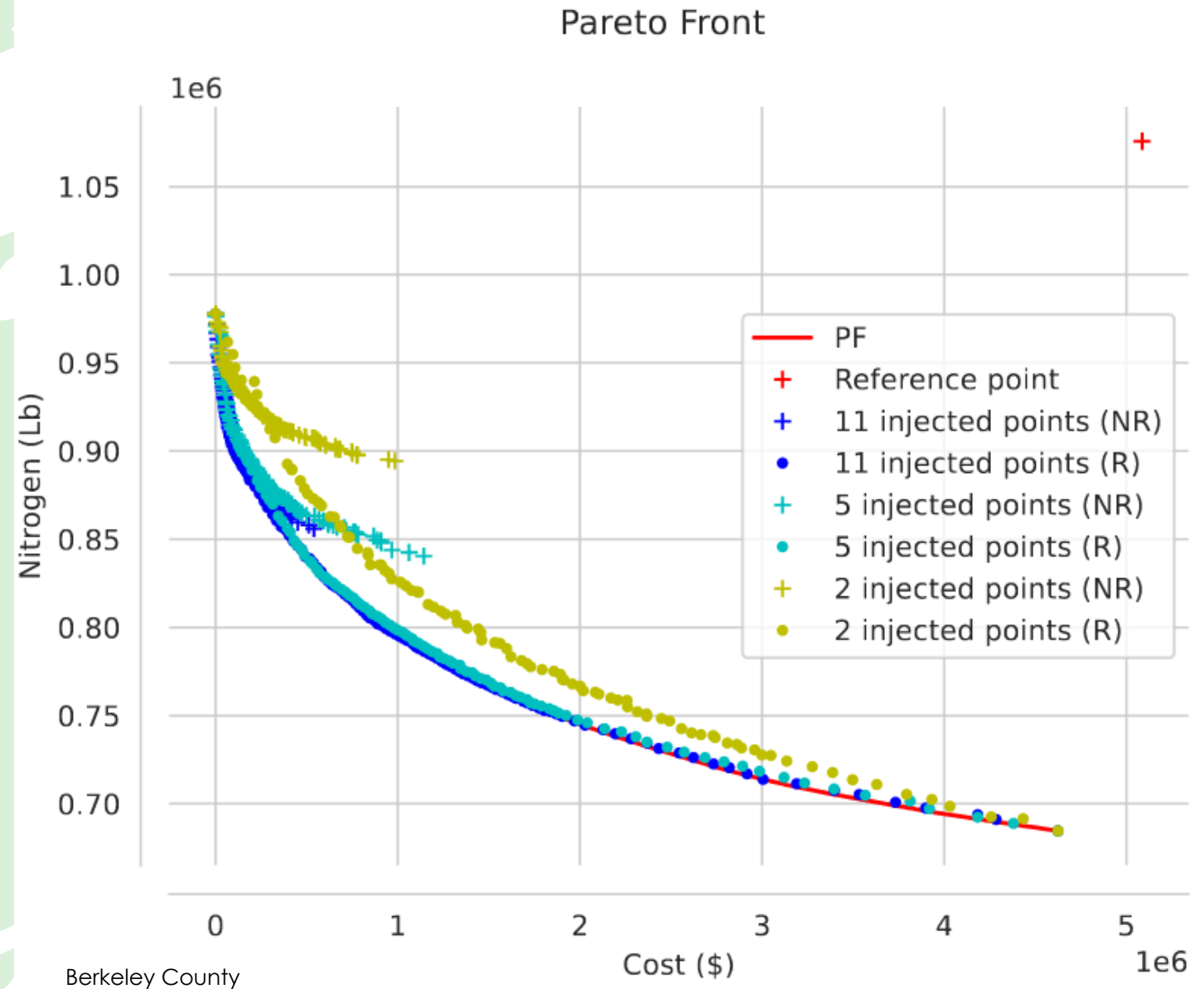
Epsilon constraint

- We minimize cost, while we set a certain epsilon as a goal for the method.
- Although it is effective, it is not efficient as it only provides one single solution per execution.
- The final solution of this approach will be injected into our multi-objective optimization approach.
- We want to inject as fewer solutions as possible.



Knowledge incorporation + Repair approach

- Injected points are important for evolutionary algorithm convergence
- Linear constraints are repaired to make population members feasible.



Area of study: West Virginia
Problem: Large-scale, Highly Constrained

| County | #Variables | #Constraints | Base N₂ (lbs) |
|------------------|-------------------|---------------------|---------------------------------|
| Berkeley | 14,090 | 1,813 | 977,896 |
| Grant | 25,228 | 3,448 | 1,049,450 |
| Hampshire | 12,783 | 1,700 | 1,012,797 |
| Hardy | 18,607 | 2,491 | 1,344,295 |
| Jefferson | 12,303 | 1,606 | 1,018,012 |
| Mineral | 20,260 | 2,698 | 763,864 |
| Monroe | 3,102 | 399 | 48,655 |
| Morgan | 11,880 | 1,665 | 271,134 |
| Pendleton | 33,083 | 4,352 | 1,133,327 |
| Preston | 1,470 | 193 | 4,683 |
| Tucker | 1,012 | 144 | 1,702 |
| Total | 153,818 | 20,509 | 7,625,818 |

Scale-up Study

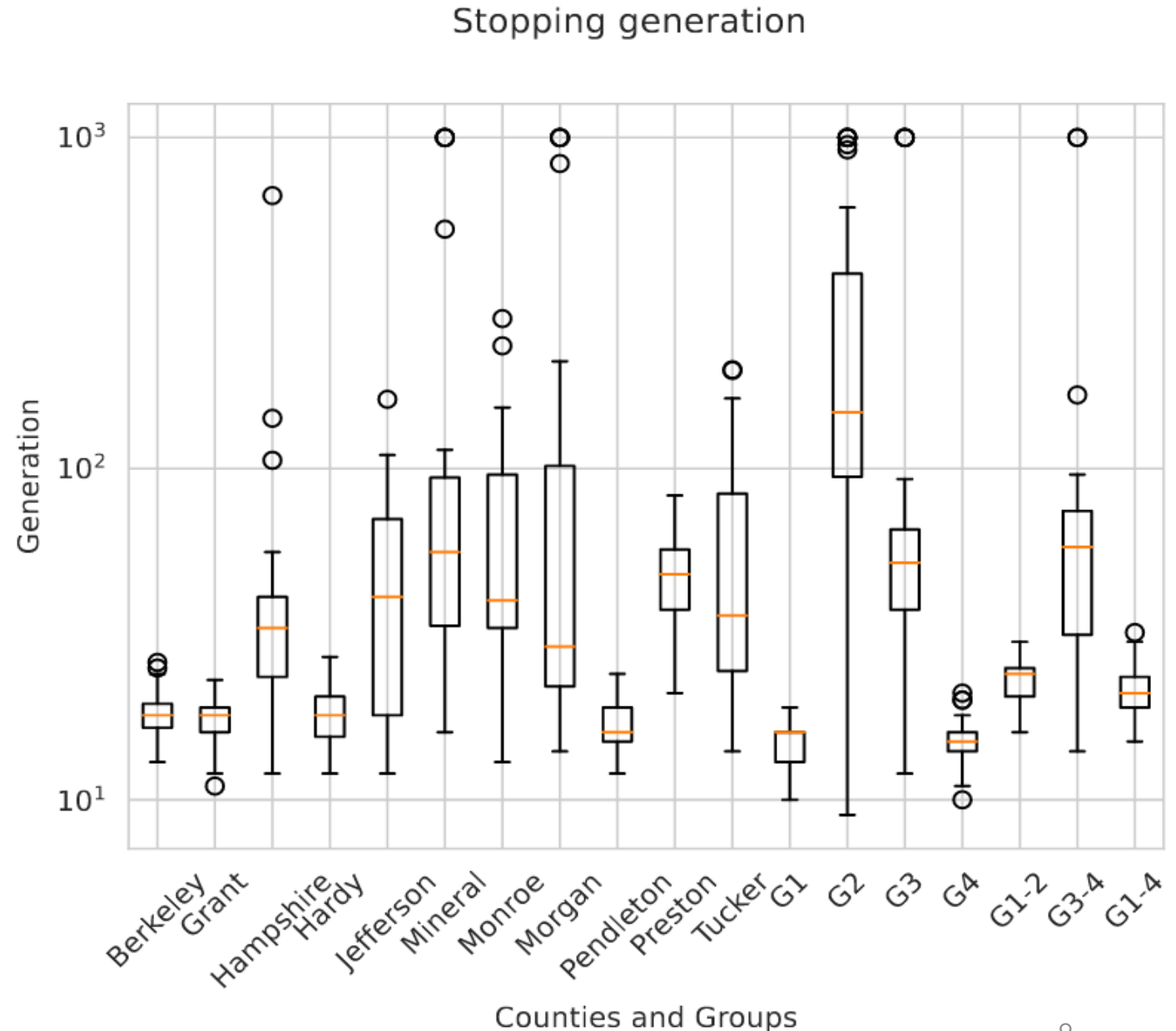
- Optimize each county independently
- Solve small aggregated problem (groups of 3 counties at most)
- Solve medium aggregated problem (groups of 6 counties at most)
- Solve the entire state

Stopping generation

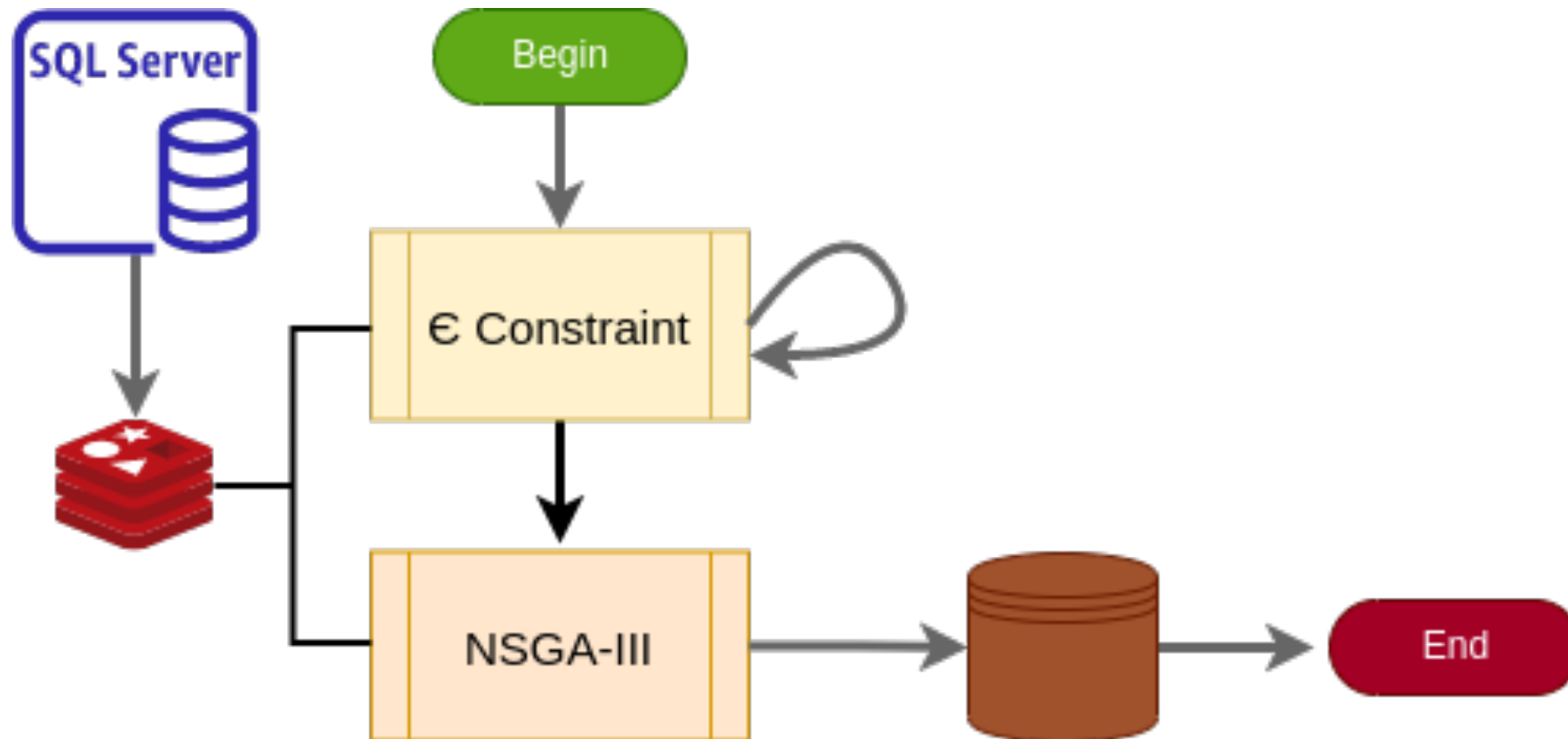


Interesting Results

- Grouping of counties for optimization finds solutions faster than optimizing independently.
- Proposed Customized NSGA-III's total evaluations to converge does not increase with the addition of counties.
- The final solutions use only 10% or less available BMP options to produce a cost-nitrogen trade-off for most counties.



Developed Algorithm



Containerization

- What is it missing?: time execution measuring.
- Why? The optimization approach was not running on the same infrastructure than CoreCAST. Therefore, networking time would lead to misreads.
- How to solve it? Running the optimization approach in the same infrastructure.
- Solution: Create a container image with all the dependencies and run it in the same infrastructure

Microservices

Monolith

- Server-side system based on single application
- Easy to develop deploy manage

Challenge

- Highly dependent
- Language/framework
- Growth
- Scaling

VS

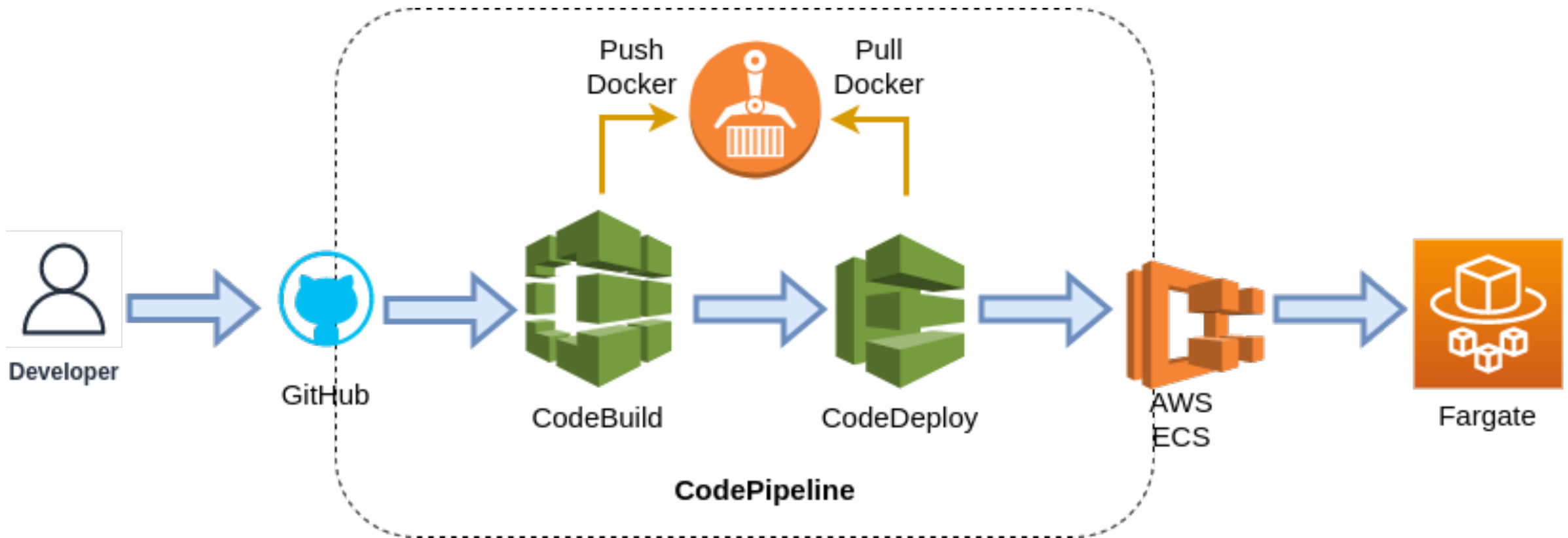
Microservices

- Every app function is its own service
- Own container
- Communicate via APIs

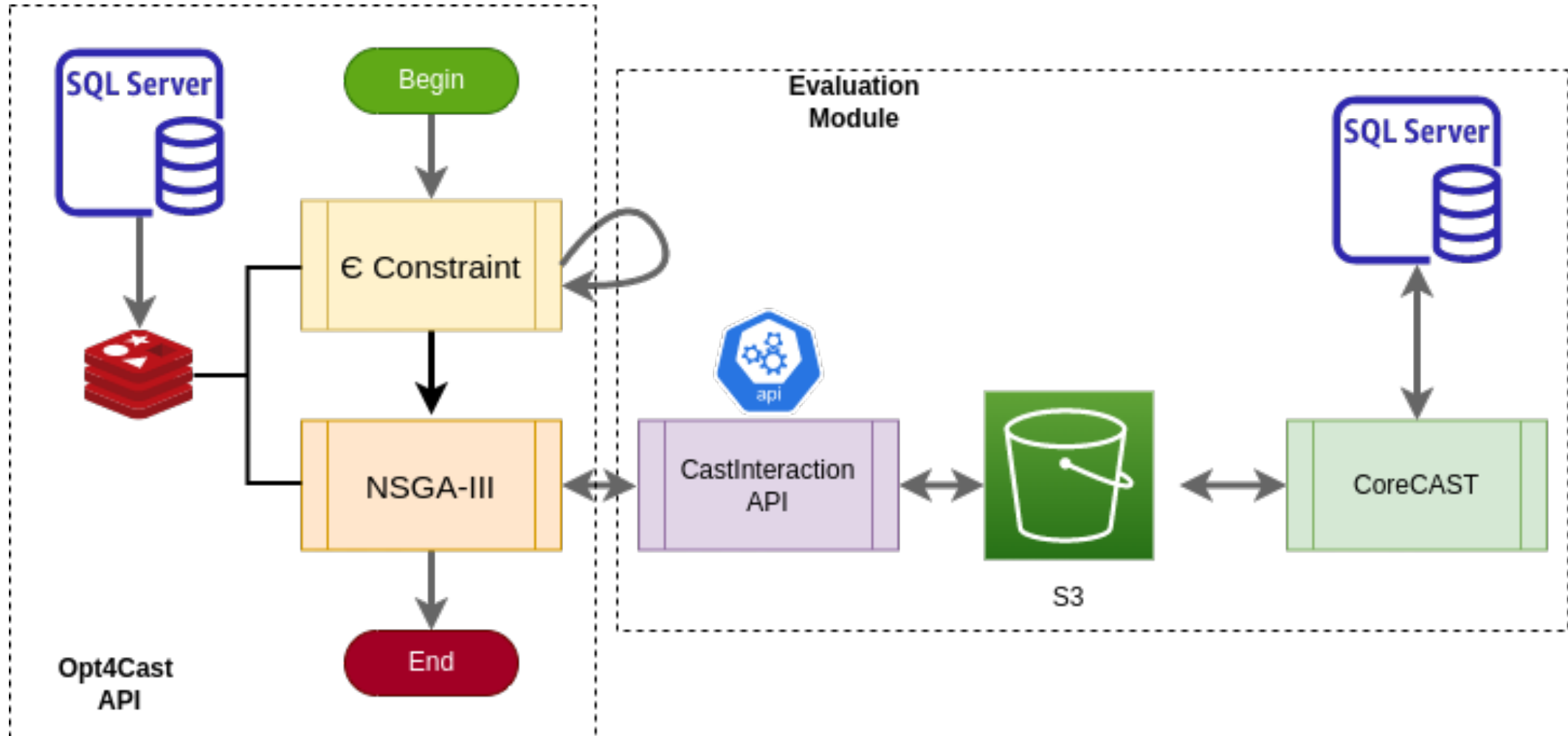
Advantage

- Language independent
- Iterate at will/dev ops pipeline
- Less risk in change
- Independent scaling

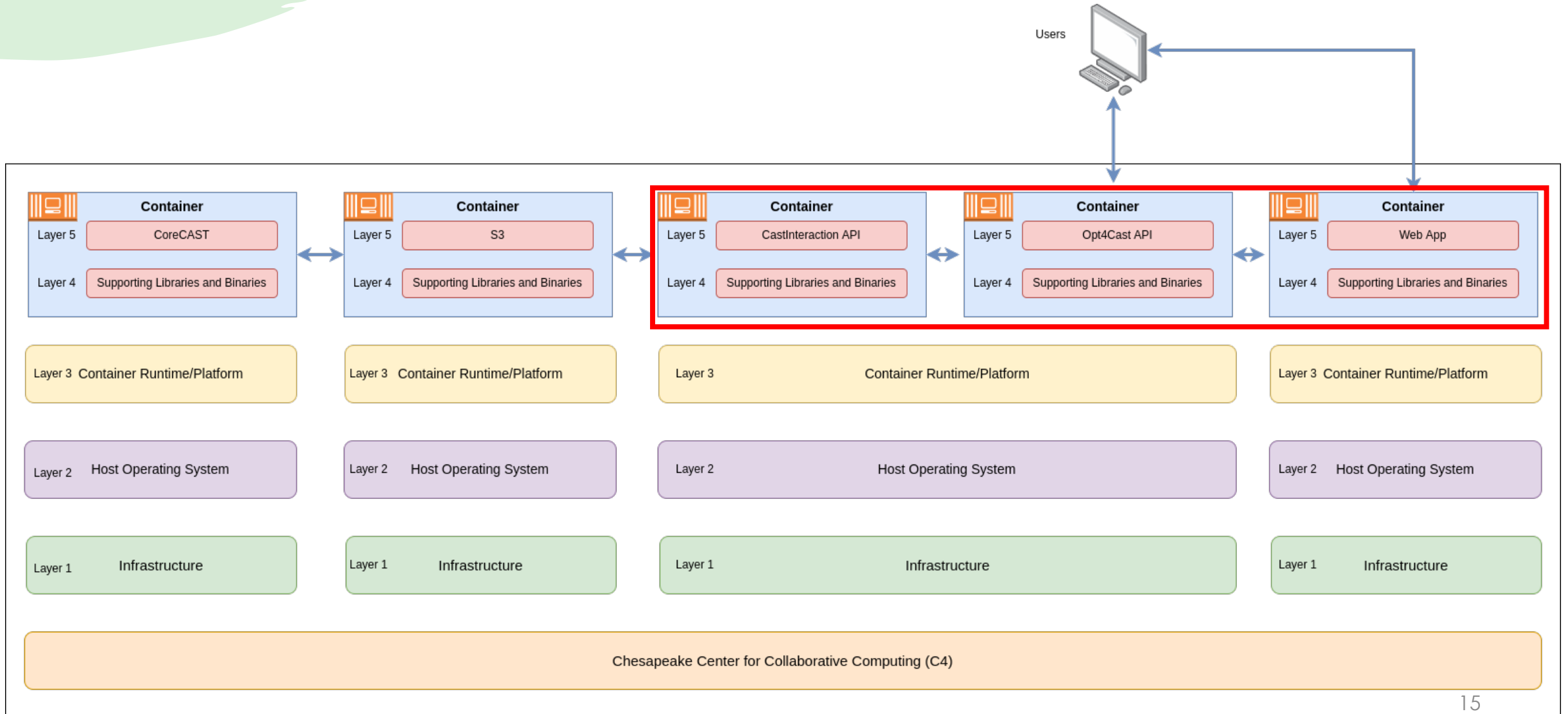
Code Pipeline



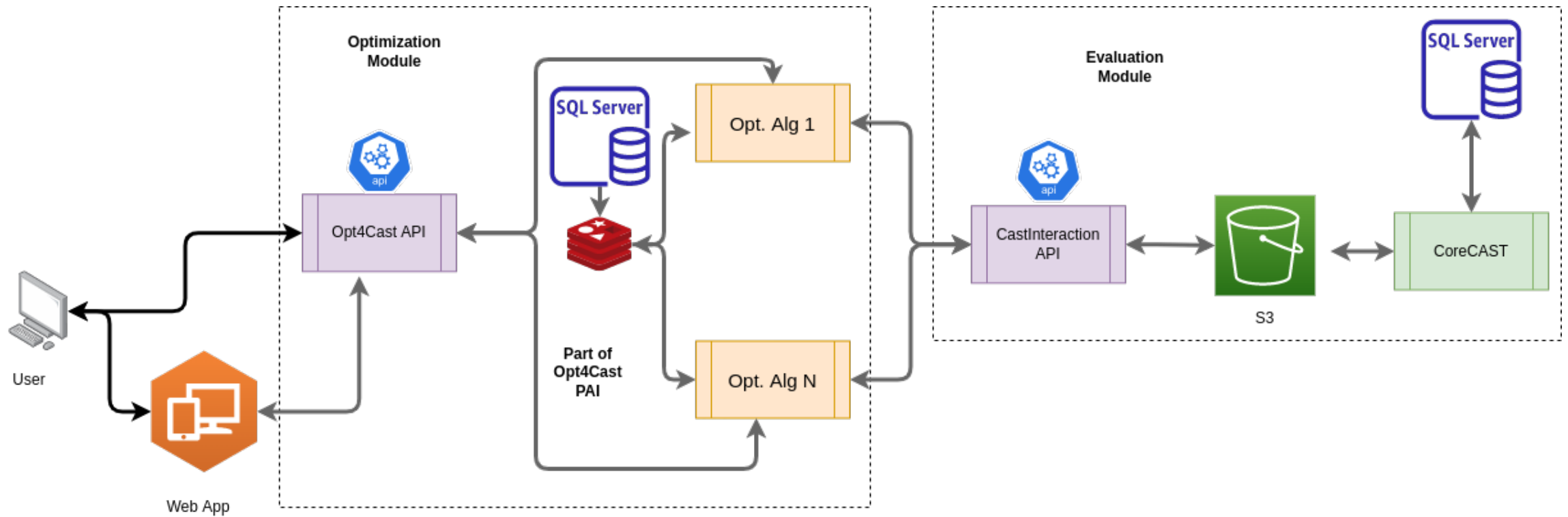
NSGA-III + CoreCAST (under development)



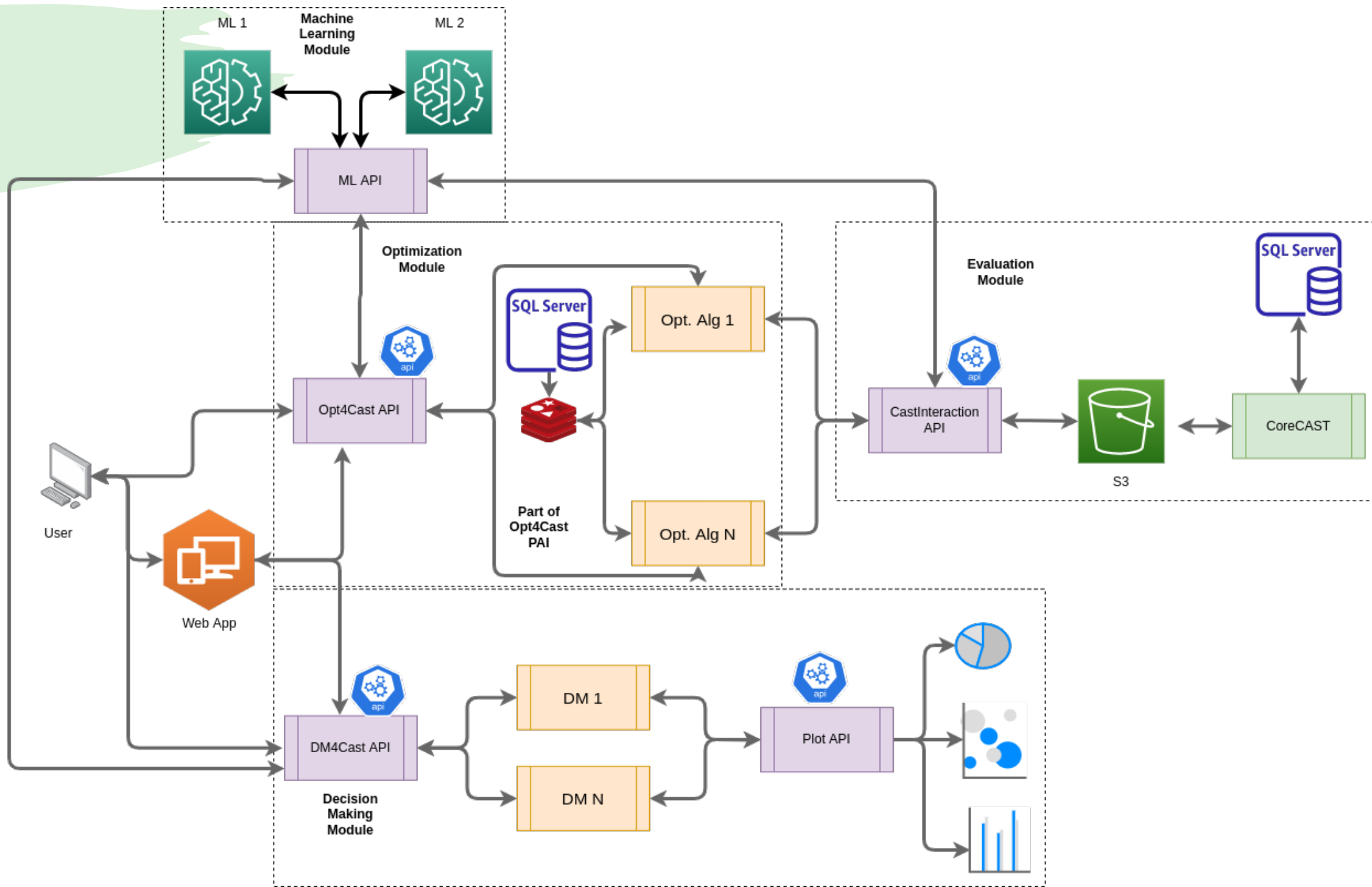
Current Scheme (under development)



Opt4Cast Microservices (under development)




| Calendar Year | 2020 | | | 2021 | | | 2022 | | | 2023 | | | 2024 | | | 2025 | | | 2026 | | | | | |
|----------------------------------------------------------------------------------------------------------|--------|----|----|--------|----|----|--------|----|----|--------|----|----|--------|----|----|--------|----|----|------|----|----|----|----|----|
| Calendar Quarter | Q2 | Q3 | Q4 | Q1 | Q2 | Q3 | Q4 | Q1 | Q2 | Q3 | Q4 | Q1 | Q2 | Q3 | Q4 | Q1 | Q2 | Q3 | Q4 | Q1 | Q2 | Q3 | Q4 | Q1 |
| Project Year | Year 1 | | | Year 2 | | | Year 3 | | | Year 4 | | | Year 5 | | | Year 6 | | | | | | | | |
| Task 1: Development of an efficient single-objective hybrid optimization procedure | | | | | | | | | | | | | | | | | | | | | | | | |
| 1.1: Understanding CAST modules and effect of BMPs on objectives and constraints | | | | | | | | | | | | | | | | | | | | | | | | |
| 1.2: Development of a simplified point-based structured single-objective optimization procedure | | | | | | | | | | | | | | | | | | | | | | | | |
| 1.3: Development of a hybrid customized single-objective optimization procedure | | | | | | | | | | | | | | | | | | | | | | | | |
| 1.4: Verification and validation with CBP users and decision-makers and update of optimization procedure | | | | | | | | | | | | | | | | | | | | | | | | |
| Task 2: Development of efficient multi-objective (MO) optimization procedures | | | | | | | | | | | | | | | | | | | | | | | | |
| 2.1: Develop generative MO optimization using hybrid optimization procedure developed at Task 1 | | | | | | | | | | | | | | | | | | | | | | | | |
| 2.2: Develop simultaneous MO customized optimization using population-based evolutionary algorithms | | | | | | | | | | | | | | | | | | | | | | | | |
| 2.3: Comparison of generative & simultaneous procedures and validation with CBP users & decision-makers | | | | | | | | | | | | | | | | | | | | | | | | |
| 2.4: Develop an interactive multi-criterion decision-making aid for choosing a single preferred solution | | | | | | | | | | | | | | | | | | | | | | | | |
| Task 3: Scalability Studies and Improvements using Learning Engine and Parallel Computing | | | | | | | | | | | | | | | | | | | | | | | | |
| 3.1: Comparative study to choose a few best performing methods | | | | | | | | | | | | | | | | | | | | | | | | |
| 3.2: Scalability to State and Watershed level Scenarios | | | | | | | | | | | | | | | | | | | | | | | | |
| 3.3: “Innovization” approach for improving scalability | | | | | | | | | | | | | | | | | | | | | | | | |
| 3.4: Distributed computing approach for improving scalability | | | | | | | | | | | | | | | | | | | | | | | | |
| Task 4: User-friendly and routine applications with enhanced optimization procedures | | | | | | | | | | | | | | | | | | | | | | | | |
| 4.1: User-friendly optimization through a dashboard | | | | | | | | | | | | | | | | | | | | | | | | |
| 4.2: Surrogate-assisted optimization procedures | | | | | | | | | | | | | | | | | | | | | | | | |
| 4.3: Robust optimization method for handling uncertainties in variables and parameters | | | | | | | | | | | | | | | | | | | | | | | | |
| 4.4: Sustainable watershed management practices | | | | | | | | | | | | | | | | | | | | | | | | |



https://www.chesapeakebay.net/what/programs/modeling/phase_7_model_development

Phase 7 Model Development | Ch x

chesapeakebay.net/what/programs/modeling/phase_7_model_development



Chesapeake Bay Program
Science. Restoration. Partnership.

Search

[Discover the Chesapeake](#)[Learn the Issues](#)[State of the Chesapeake](#)[Take Action](#)[In the News](#)[Who We Are](#)[What We Do](#)

Optimization

CBPO Lead – [Lewis Linker](#)

Optimization software is being developed so that CAST scenarios can be generated representing the least cost to achieve a desired level of nutrient and sediment reduction.

[View the current planning spreadsheet >](#)

Watershed Modeling

CBPO Lead – [Gary Shenk](#)

The watershed model underlying the CAST calculations is being updated for better representation of physical processes, improved nutrient application calculations, and variable-scale modeling.

[View the current planning spreadsheet >](#)

Estuarine Modeling

CBPO Lead – [Lewis Linker](#)

A new estuarine model is being developed for the entire tidal Chesapeake (the Main Bay Model) incorporating the latest techniques. Multiple Tributary Models will also be developed as testbeds for improved overall model performance.


[View the current planning spreadsheet >](#)

Optimization_Tim....xlsx

MBM_Tasks_Time....xlsx

Show all x

Type here to search



10:25 PM

3/20/2022

9

A light green, textured brushstroke graphic in the top-left corner of the slide.

Thank you