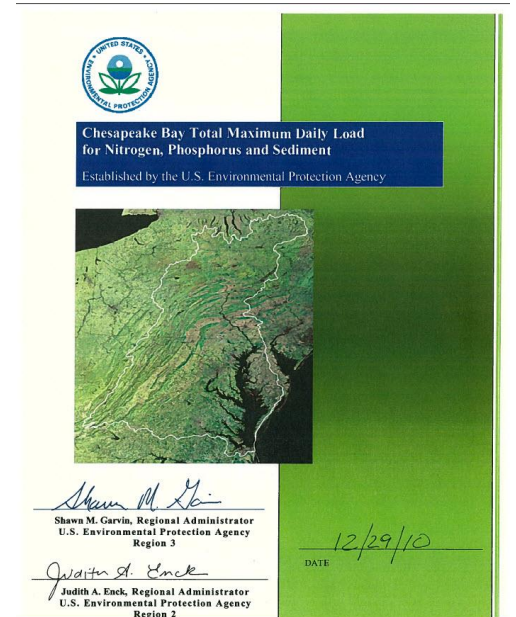

Federal Facilities Workgroup

January 11, 2022

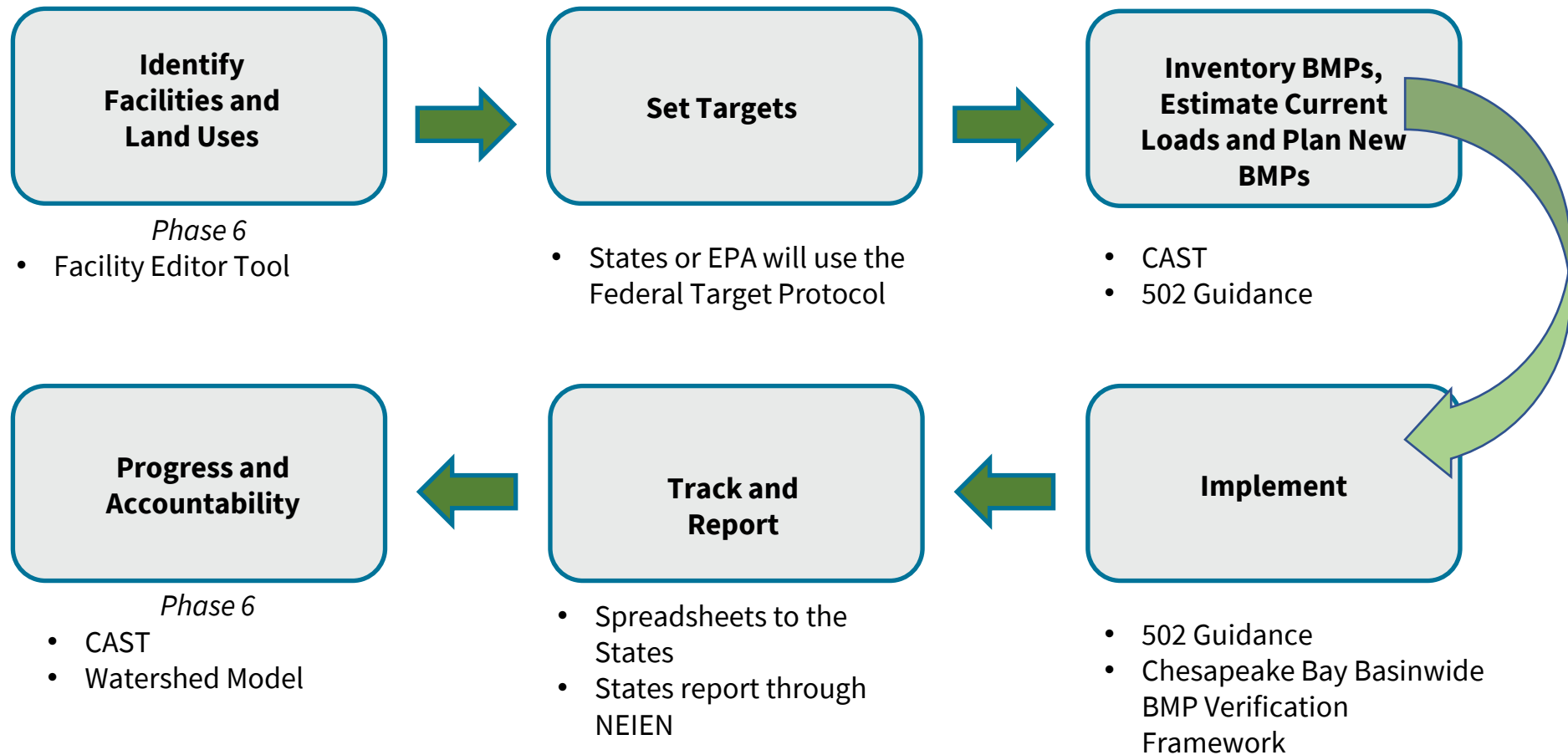
- Federal Facilities Workgroup Historical Review
- Recommendation from previous Brown and Caldwell report
- Main tasks in new B&C contract directions for new support work
 - EPA Federal sector Evaluation Report
 - Jam Board for your thoughts

Federal Facilities Workgroup (FFWG) Historical Review

- FFWG convened prior to 2010 TMDL
- EO 13508
- Agency performance has been mixed
- Great examples of pollutant reductions!
- Gaps exist



System of Federal Reporting and Accountability



Recommendations From Previous Report (pg 4-1 Section 4.1)

BMP Records

- Agencies rate the accuracy and completeness of the data in 2019 Progress scenario as low or medium compared to the data reported to the jurisdictions.
- Data maintained by federal agencies may be incomplete or contain other issues that may prevent the BMPs from being accepted by the jurisdiction or NEIEN

Federal Planning Goals (FPGs)

- Several jurisdictions did not provide a clear numeric goal against which federal agencies could evaluate their progress. In others, discussions about the equity of the provided FPGs are ongoing.
- The updated EPA Default Method, which is based on an equal level of effort as non-federal entities on the developed load source sector, requires a smaller percent reduction for TP from 2019 Progress loads than the Phase III WIP FPGs (when available) or the WIP 3 Final scenario. The results for TN are mixed.
- There is a lack of consensus around the 2025 endpoint for federal agencies from the Phase III WIPs.



Photo courtesy DoD Chesapeake Bay Program

Main Tasks in New Brown & Caldwell Contract and Directions for New Support Work

Task 1 – Federal Facilities Workgroup Information & Data Collection

- Investigate whether non-reporting agencies are going to report
- Ask what are the roadblocks? Can we help?
- Reaffirm level-of-effort needed to complete BMP record

Task 2 and 3– Federal Agency BMP Evaluation

- Utilize the CAST BMPs Submitted versus Credited report to determine the credited implementation by BMP type in the 2021 Progress scenario.
- Compare the 2021 Progress loads to the 2019 Progress loads to determine the change in loads between the 2019 and 2021 progress years.

Task 4 – Federal Planning Goal Selection

- Using discussions in e-mail correspondence and Federal Facility Workgroup meetings or information relayed by the client during bi-weekly status calls, A/E will update the table summarizing the equity of the Federal Planning Goals from the 2020 Federal Agency Progress Evaluation to reflect consensus

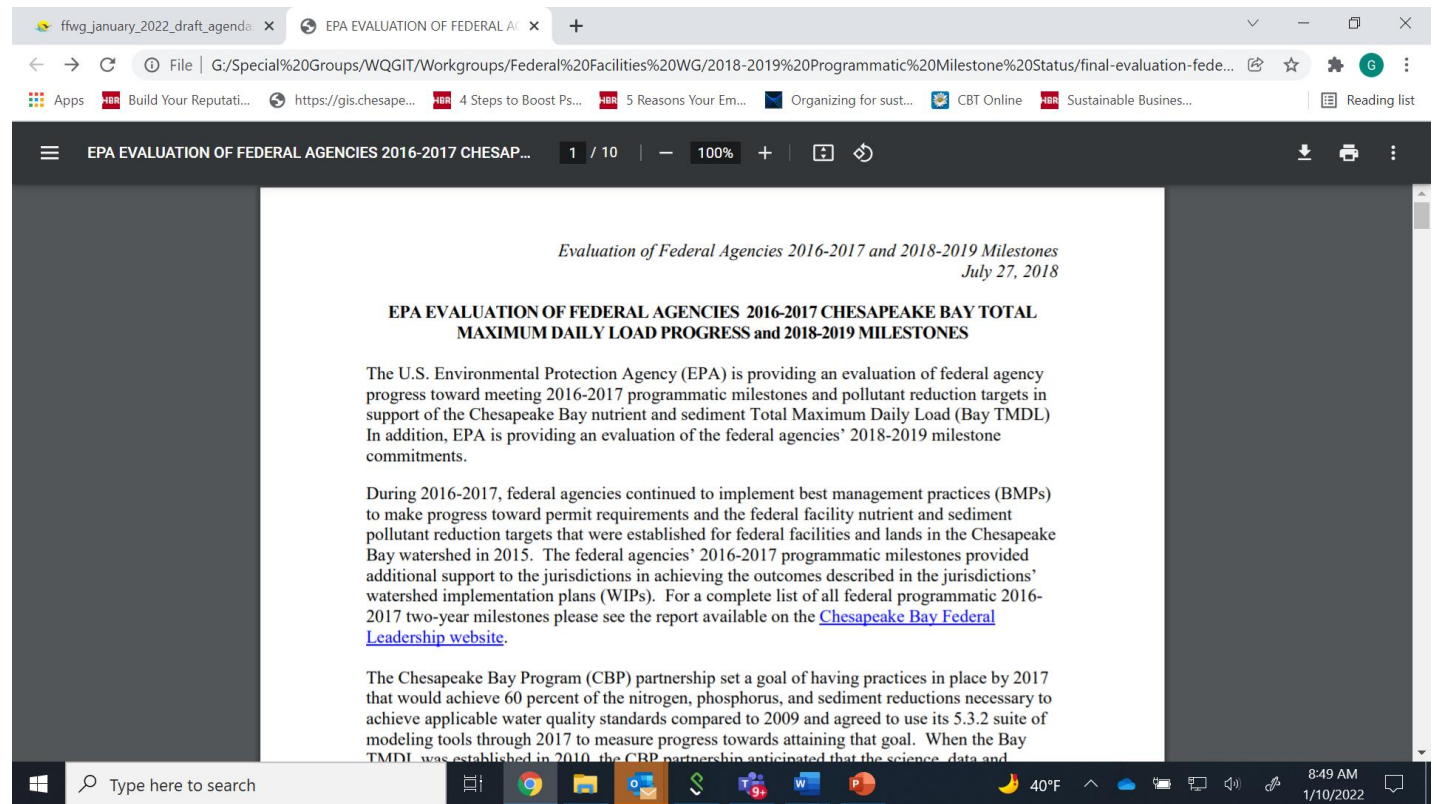
Task 5 – Level of Effort Evaluation

- For federal agencies that meet the minimum completeness criteria



Photo courtesy DoD Chesapeake Bay Program

EPA Federal Evaluation Report Spring 2022



- Evaluation of 2020-2021 progress and 2022-2023 new milestones strengths and areas for consideration
- Summary Table illustrating which federal agencies have submitted BMP data

A dark green graphic with a wavy bottom edge, resembling a flipchart or jamboard.

Jamboard

FFWG

Reducing pollutants since 2009

Q1: What gets in the way of being able to plan, implement, track and report pollutant-reducing best management practices?

Q2: What do you believe is the top priority for FFWG to be focusing on?

Future
Jamboard

FFWG

Reducing pollutants since 2009

Q3: Do you have creative ideas for how to overcome obstacles to improving the performance of your facilities?

Q4: What are you looking forward to regarding environmental management at your facilities?