

# Stewardship Goal

*"Increase the number and diversity of local citizen stewards and local governments that actively support and carry out conservation and restoration activities that achieve healthy local streams, rivers and a vibrant Chesapeake Bay."*



# From 2015 Stakeholder Process:

- ✓ Tracking human behavior.
- ✓ Measure:
  - Stewardship Behaviors
  - Future Likelihood of Adoption
  - Volunteerism
  - Individual Engagement
  - Civic Engagement Behaviors

# Stewardship Behavior Measurement Criteria

1. Involves individual decision-making
2. Is repetitive and can be tracked over time
3. Can be broadly adopted
  - A. Not just by experts
  - B. Not pre-emergent
4. Has an impact on water health
5. And/or will engage the public

# What This Survey Tool is *Not*

- ✓ The citizen stewardship index will NOT verify implementation of behaviors or practices per Bay Program protocols. Other tools like the Smart Tracker exist for this purpose.
- ✓ It will NOT answer why questions.
- ✓ It will NOT measure public policy preferences.
- ✓ It will not measure perceptions and attitudes, except those that directly drive stewardship behavior.

# **Developing the Method of Measurement**

# Measured Behaviors

- **Pet waste**
- **Leaves/Lawn clippings**
- **Litter**
- **Fats, grease, contaminants down the drain**
- **Fertilizer use**
- **Pesticide/Herbicide use**
- **Conservation landscaping**
- **Rain garden installation**
- **Septic system**
- **Tree planting**
- **Downspout redirect**
- **Rain barrel**
- **Water conservation**

# Response Scales

## Yes/No:

In the last several years, have you...?

Reduced an area of grass lawn by planting native plants?

## Frequency (5-point):

For each of the following things, please tell me if you never, seldom, sometimes, usually, or always do it.

Pick up your dog's waste and dispose of it in the trash.

## Agreement (5-point):

For each of the statements that follow please tell me if you strongly disagree, somewhat disagree, are neutral, somewhat agree, or strongly agree.

Polluted water affects me personally.

## Likelihood (3-point):

Looking forward over the next year or so, how likely are you to do each of these things using the scale not likely, somewhat likely, or very likely.

Have your septic system inspected or pumped out.

# **Performance: Stewardship Behaviors**

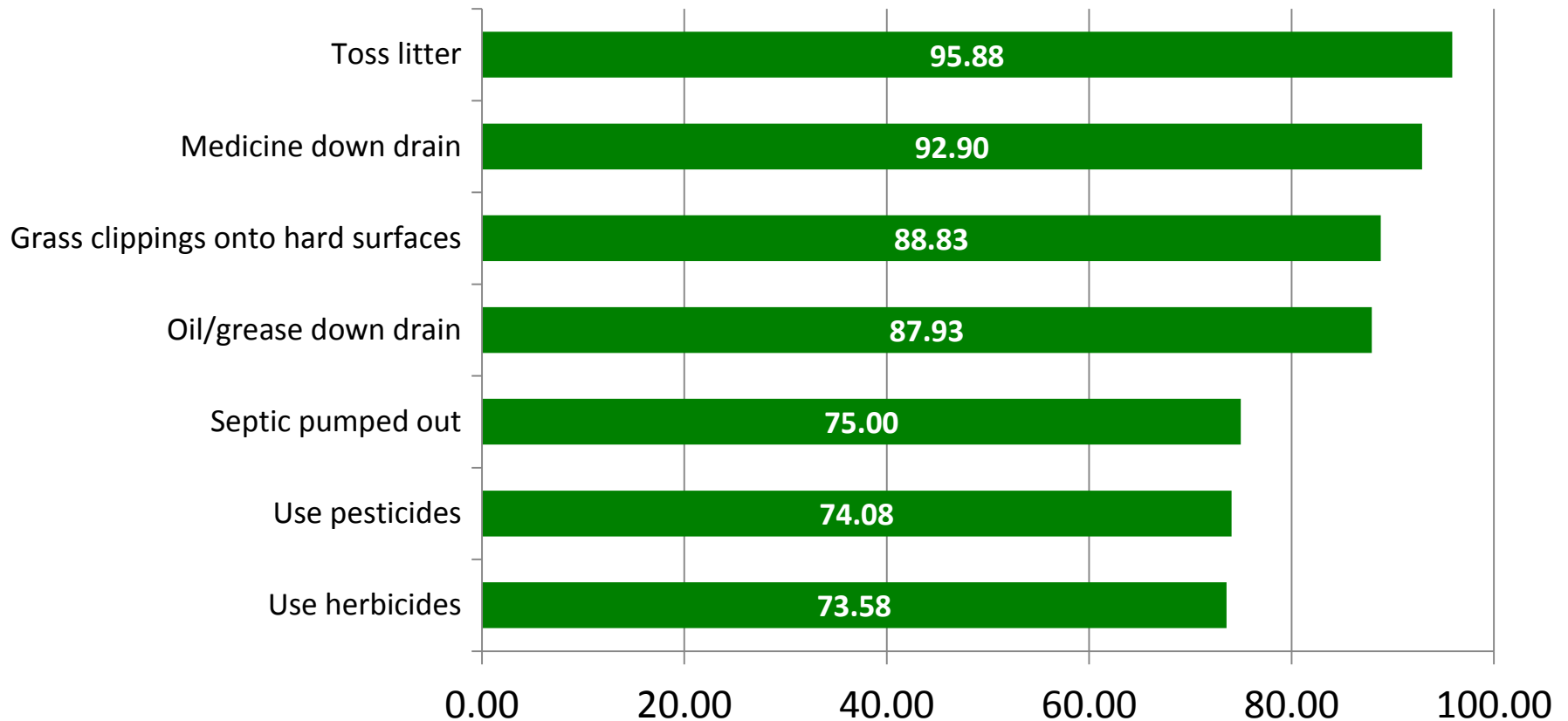


# Pilot Citizen Stewardship Indicator

*Weighted Data: (4/12/2016)*

## Top Performing Behaviors

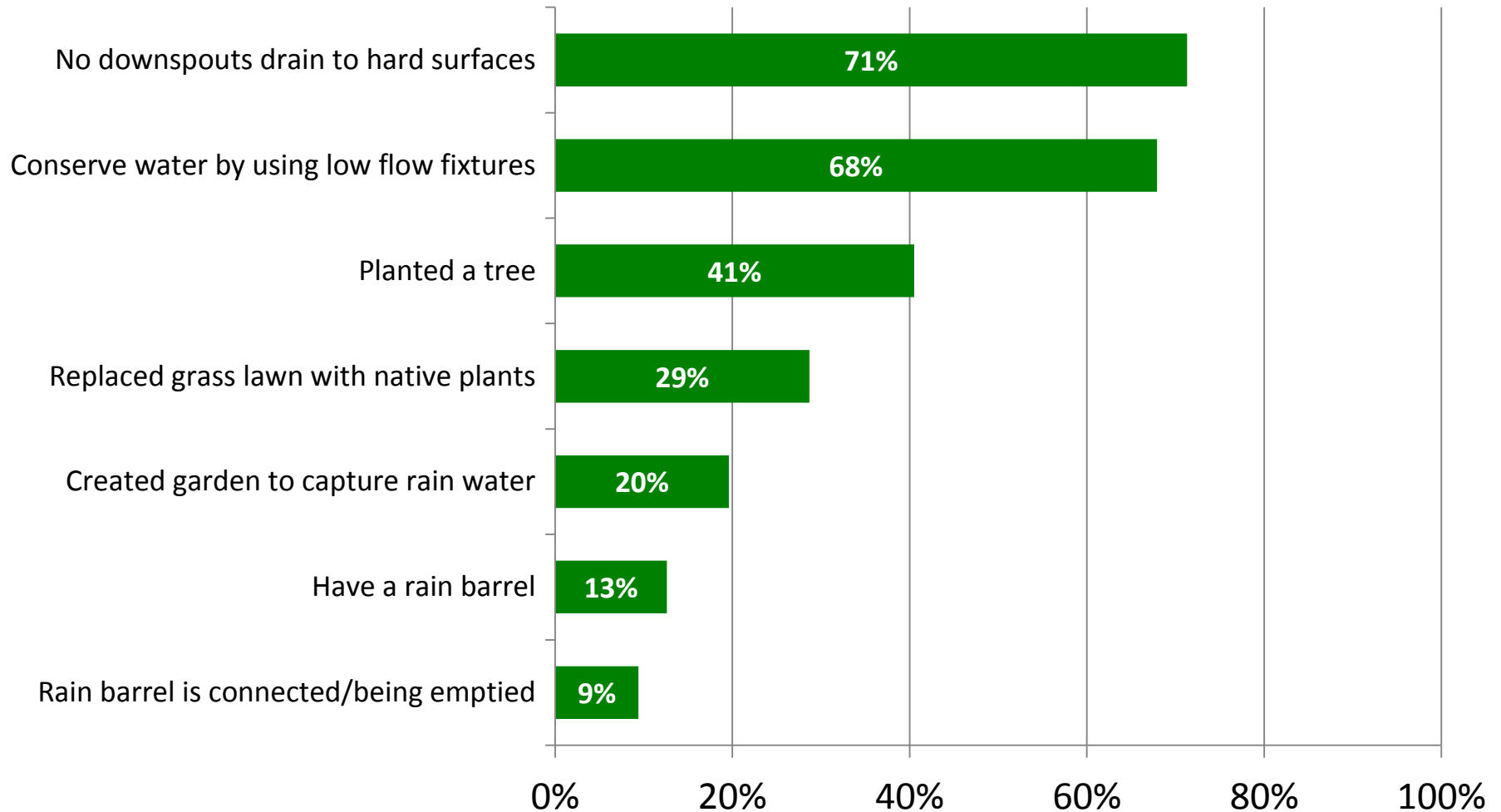
*Converted to 0 – 100 Scale*



# Pilot Citizen Stewardship Indicator

*Weighted Data: (4/12/2016)*

## Second Tier Behaviors (Yes/No)



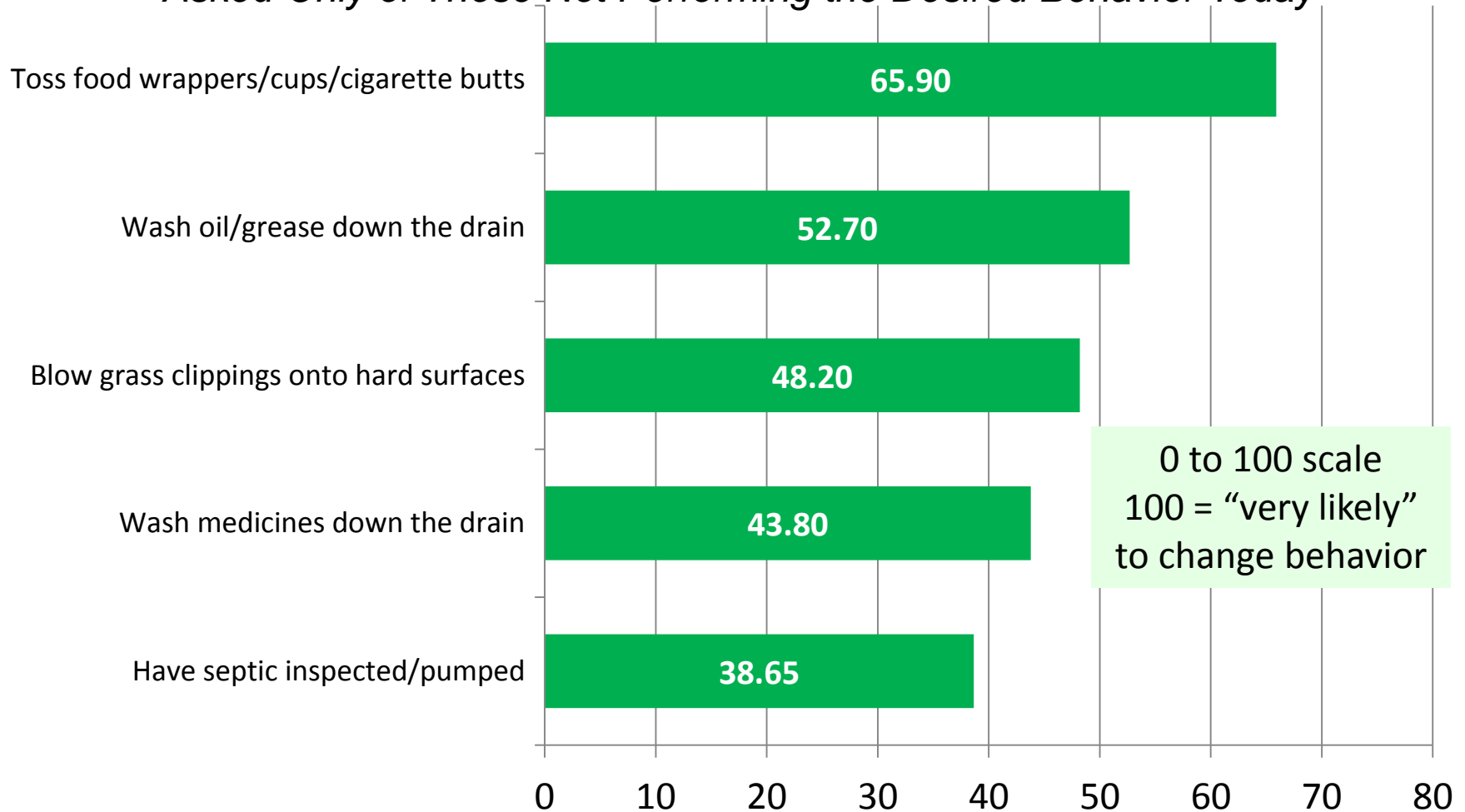
# **Likelihood to Change Behavior**

# Pilot Citizen Stewardship Indicator

*Weighted Data: Weights (3/1/2016)*

## Behaviors Most Susceptible to Change

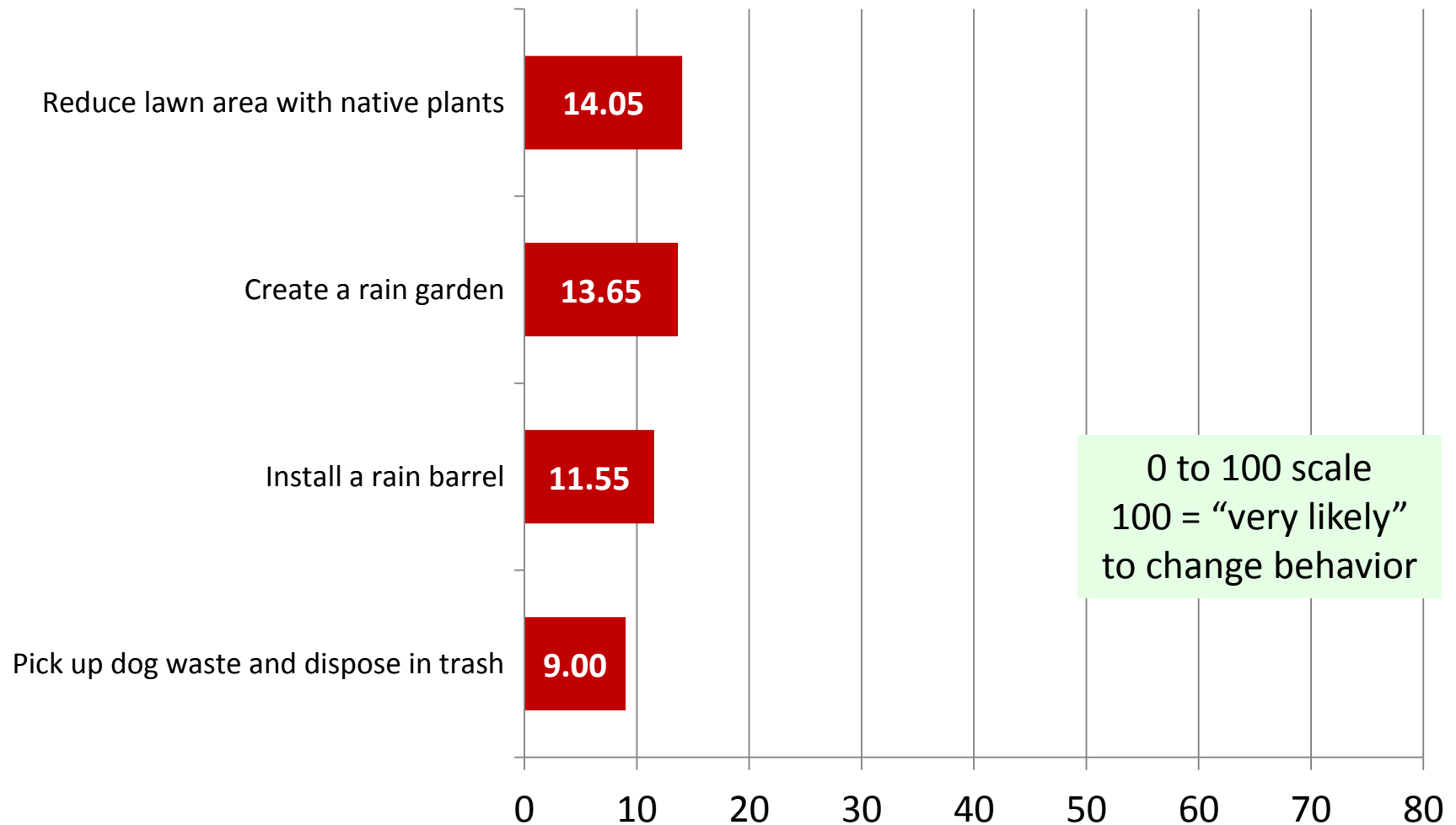
*Asked Only of Those Not Performing the Desired Behavior Today*



# Pilot Citizen Stewardship Indicator

*Weighted Data: Weights (3/1/2016)*

## Behaviors Least Susceptible to Change



# Next Steps

# Next Steps

- **Indicator Development**
  - **Weighting / Threshold behaviors:**
    - Not highly penetrated and they require intentionality / effort.
  - **Rolling up**
    - Stewardship Performance Indicator (Stewardship behavior, volunteerism, civic engagement questions)
    - Factors Influencing Indicator (future likelihood and individual engagement questions)
- **Tweak Assessment Tool: diversity, public access, etc.**
- **Conduct Statistically Significant Assessment (2016/2017)**
- **Indicator Outreach**
- **Local Data Information / Outreach**